


HARYANA STATE POLLUTION CONTROL BOARD, PANCHKULA (HARYANA)
PROVISIONAL BALANCE SHEET AS AT 31ST MARCH 2019

PREVIOUS YEAR	LIABILITIES	AMOUNT	TOTAL	PREVIOUS YEAR	ASSETS	AMOUNT	TOTAL
	CAPITAL ACCOUNT:-				FIXED ASSETS:-		
364,353,068	Opening balance (as on 01.04.18)	364,353,068		109,578,685	(as per Annexure 'D' attached)	348,882,648	348,882,648
-	Add: Grant received from govt.						
364,353,068			364,353,068		CURRENT ASSETS, LOANS AND ADVANCES:-		
	EXCESS OF INCOME OVER EXPENDITURE:-				1. CURRENT ASSETS		
2,813,852,296	Opening balance (as on 01.04.18)	3,056,640,519.00		7,355	a) Cash In Hand	1,600	
242,718,223	Add: Amount transferred from Income & Expenditure Account	486,983,662.70	3,543,624,182	870,241,629	b) Balance with bank (As per Annexure 'E' attached)	196,281,567	
3,056,640,519				105,744	c) Stamps in Franking Machine	105,744	
				3,257,213,829	d) Fixed deposit with bank	3,764,613,779	
				4,127,568,557			3,961,002,690
	CURRENT LIABILITIES & PROVISIONS:-				2. LOANS AND ADVANCES		
1,006,443,863	a) Security Deposits (Refundable)		1,173,393,559	18,359,127	a) Advances against purchase (Annexure 'F')		67,509,232
17,969,314	b) Expense Payable (Annexure 'A')		18,339,293	21,448,330	b) Staff Advances (Annexure 'G')		116,343,809
2,756,180	c) Other Current Liabilities (Annexure 'B')		2,193,540	-	c) Advance for construction of Residential Complex		-
100	d) Staff Liabilities (Annexure 'C')		100	121,060,486	d) Pension Fund with LIC		393,452,039
908,337	e) Cost received- payable to Govt. of India		2,524,998	390,100	e) STP Fund		390,100
92,256,958	f) GPF Bank Liability		88,815,356	54,957,002	f) Gratuity Fund with LIC		44,245,382
21,592,947	g) CPF Bank Liability		25,464,211	55,000	g) Telephone with security		55,000
902,066	h) Earnest Money		902,066	25,546,481	h) Leave encashment with LIC		22,772,117
1,520,000	i) CREP Fund		1,520,000	-	i) Advance to Director ENV		8,756,335
1,173,385	j) Gratuity Fund		1,173,385	3,295,849	j) Imprest with staff (Annexure 'H')		5,945,328
105,380	k) Leave Encashment with board		105,380	11,725,267	k) Ditch Drain Fund		1,145,422
25,000	l) Compensation Fund		292,000	500,000	l) Advance to Haryana Tourism		500,000
				24,557,760	f) Unutilised Grant-In-Aid Eco Club		30,961,654
				47,604,513	l) Pension Fund		191,175,171
				-	j) Income Tax		39,568,310
1,145,653,570			1,314,727,988	329,499,915			912,819,900
4,566,647,157	G. TOTAL		5,222,705,238	4,566,647,157	G. TOTAL		5,222,705,238

For Haryana State Pollution Control Board



(Senior Accounts Officer)


(Member Secretary)


(Chairman)


Dated : 29.08.2019
Place : Panchkula

Compiled From books of Accounts and
before us and explanation given here to
For Jan & Associates
Chartered Accountants
Dr. Krishan Mangawa
(Partner)
M.No.513236



HARYANA STATE POLLUTION CONTROL BOARD, PANCHKULA (HARYANA)
PROVISIONAL INCOME & EXPENDITURE ACCOUNT FOR THE YEAR ENDING 31ST MARCH 2019

PREVIOUS YEAR EXPENDITURE	AMOUNT	TOTAL	PREVIOUS YEAR INCOME	AMOUNT	TOTAL
ADMINISTRATIVE EXPENSES:-					
A: ESTABLISHMENT EXPENSES			A: Grant-in Aid		
874,765	Leave Salary	589,292	22,963,360	Received From Govt. of India	62,044,083
2,562,227	New Pension Board Contribution	4,660,574	637,371	Received from CPCB	
6,222	House Rent Board Contribution				62,044,083
953,994	Pension Contribution	312,195	A: FEES		
1,070,386	CPF Board Contribution	2,005,808	12,000	HWM Fee	200,000
153,477,066	Salary A/c	188,603,667	18,408	Right To Information Fee	17,158
41,984,829	Pension Account		123,403,123	Air Consent Fee	65,597,676
	Grant in Aid	400,400	510,000	Appeal Fee	975,000
	Appeal Fee paid	1,500	225,442,837	Water Consent Fee	275,153,109
	Gratuity expenses	15,106,442	7,495,419	Sample Testing Fee	7,188,373
5,452,401	Leave Encashment	7,990,503	43,408,225	NOC Fee	66,883,807
	Horticulture Exp	4,400	187,598	Noise/Sound Pollution	3,500
	Penalty	485,000	345,250	Authorization Fee/ BMW Fee	121,250
	HARSAC	5,095,780	620,000	Recognition Fee	20,000
	CM Relief Fund	10,000,000	1,718,690	Public Hearing	3,078,900
206,381,890		235,255,561	1,300,000	NGT Penalty Fee	5,039,100
			11,908	G.I.S. Board Contribution	46,342
					424,324,215
206,381,890	TOTAL (A)	235,255,561	428,074,189	TOTAL (A)	486,368,298
B: CONTINGENT EXPENDITURE:-			B: INTEREST		
1,675,232	Rent, Rates & Taxes	3,314,707		Car Advance	71,550
688,346	Postage & Telegram	864,816	2,156	Scoter Advance	
1,077,081	Telephone Expenses	1,152,494		Computer Advance	
	Road Tax	114,730	725,749	HBA	717,975
3,440,659		5,446,747	211,172,376	Interest on FDR & Saving A/c	287,181,158.94
			12,540,893	Interest on LIC(Pension Fund, Gratuity Fund & Leave Marriage Advance	11,510,797.56
			224,441,174		299,481,482
209,822,549	BALANCE CARRIED FORWARD	240,702,052	240,702,052	BALANCE CARRIED FORWARD	785,849,780



PREVIOUS YEAR EXPENDITURE			PREVIOUS YEAR INCOME		
AMOUNT		TOTAL	AMOUNT		TOTAL
209,822,549	BALANCE BROUGHT FORWARD	240,702,308	652,515,363	BALANCE BROUGHT FORWARD	785,849,780
25,750	Honorarium A/c	915,091	12,808,998	<u>C: MISCELLANEOUS RECEIPTS</u>	7,214,336
5,578,364	Water & Electricity Charges	5,581,498		<u>D :INCOME TAX</u>	20,734,889
490,500	Education Allowance	774,375			
2,405,163	Medical Reimbursement	3,631,395			
1,321,722	Repairs & Office Equipment	253,605			
-	Property Tax	326,469			
2,500	Seminar & Workshop	18,880			
1,842,140	Office Expenditure	3,368,564			
1,374,801	Printing & Stationary	1,858,055			
692,921	Professional Charges	1,318,196			
10,029,911	Environmental Awareness	5,996,382			
719,948	Hospitality & Entertainment	977,588			
36,554	Newspaper & Magazine	78,132			
1,500	Liveries				
63,066	Bank Charges	968,102			
7,694,061	Advertisement & Publicity	10,027,020			
92,491	Insurance GIS	38,150			
219,913	LTC/HTC	878,935			
1,078,860	TA Expenditure	1,309,703			
	Repairs & Maintenance (Lab)	108,914			
33,670,165		-			
		38,429,054			
243,492,714	BALANCE CARRIED FORWARD	279,131,362	665,324,361	BALANCE CARRIED FORWARD	813,799,005



PREVIOUS YEAR EXPENDITURE			AMOUNT	TOTAL	PREVIOUS YEAR INCOME			AMOUNT	TOTAL
243,492,714	BALANCE BROUGHT FORWARD			279,131,362	665,324,361	BALANCE BROUGHT FORWARD			813,799,005
850,106	Repairs & Maintenance (Building)			1,258,812					
4,295,459	Computer Expenses			3,243,639					
2,778,427	Laboratory Expenses			1,106,436					
275,530	Lab. Materials			482,743					
437,759	Repairs & Maintenance (Others)			1,259,005					
25,000	Ex-Gratia								
3,771,700	Research & Development Project Report & Studies								
299,610	Misc Expenses a/c								
7,932,212	Gratuity Expenses A/c								
273011	<i>major server building</i>								
130,979,348	Advance Tax (Protest)/Income Tax								
151,868,162									
	TOTAL (B)			7,623,247					
	C: VEHICLE RUNNING & MAINTENANCE								
4,540,869	P.O.L.			7,297,543					
1,190,857	Repairs			1,594,135					
									8,891,678
5,731,726	TOTAL (C)								
	D: OTHER ADMN. EXPENSES								
59,000	Audit Fees								
6,898,183	Interest on GPF Accounts			6,750,014					
4,514,307	Legal Expenses			4,671,940					
1,326,380	Interest on CPF Accounts			1,560,402					
									12,982,356
12,797,870	TOTAL (D)								
413,890,471	BALANCE CARRIED FORWARD			308,628,643	665,324,361	BALANCE CARRIED FORWARD			813,799,005




Page 4

PREVIOUS YEAR EXPENDITURE			PREVIOUS YEAR INCOME		
	AMOUNT	TOTAL		AMOUNT	TOTAL
413,890,471	BALANCE BROUGHT FORWARD	308,628,643	665,324,361	BALANCE BROUGHT FORWARD	813,799,005
8,645,667	F: DEPRICIATION (as per Annexure attached)	18,186,699			
422,536,138		326,815,342			
242,788,223	To Excess Of Income Over Expenditure transferred to Balancesheet	486,983,663			
665,324,361	GRAND TOTAL	813,799,005	665,324,361	GRAND TQTAL	813,799,005

For Haryana State Pollution Control Board



(Senior Accounts Officer)



(Member Secretary)


(Chairman)

Compiled From Books of Accounts produced
before us and explanation given thereto
For Jain & Associates
Chartered Accountants


Dated : 29.08.2019
Place : Panchkula


CA Krishan Mangalwa
(Partner)
M.No.513236




HARYANA STATE POLLUTION CONTROL BOARD, PANCHKULA (HARYANA)
PROVISIONAL RECEIPT & PAYMENT ACCOUNT FOR THE YEAR ENDING 31ST MARCH 2019


PREVIOUS YEAR	RECEIPTS	AMOUNT	TOTAL	PREVIOUS YEAR	PAYMENTS	AMOUNT	TOTAL
	<u>A: OPENING BALANCES</u>				<u>A: CAPITAL EXPENDITURE</u>		
25,219	Cash in Hand	7,355		282,211	Furniture & Fixtures	1,965,946	
	<u>B: BANK BALANCES</u>			1,184,601	Office Equipments	3,496,228	
3,358,619,916	Fixed Deposit with Banks	3,257,213,829		538,542	Laboratory Equipments	125,093,077	
	Stamp in franking Machine	105,744		4,334	Library Books	2,470	
49,759	With PNB A/c (3919/55)	49,759		199,903	Computer A/c	1,489,445	
				1,155,017	Land		
					Vehicle	1,331,359	
					Building	122,887,089	
				3,364,608			256,265,614
					<u>ADMINISTRATIVE EXPENSES</u>		
					<u>B: ESTABLISHMENT EXPENSES</u>		
2,676,735	With PNB A/c (5744)	3,756,639		1,828,759	Leave Salary/ Pension C	901,487	
182,682,362	With ICICI Bank	6,732,021		36,554	Newspaper	78,132	
1,473,728	Indusind Bank	537,430,312		1,675,232	Rent, Rates & Taxes	3,314,707	
4,721,660	PNB (A/c 20327915)	3,598,365		688,346	Postage & Telegram	864,816	
21,270,419	PNB (A/c 20328057)	24,333,918		1,077,081	Telephone Expenses	1,152,494	
1,976,716	PNB (A/c 20328136)	3,525,693		5,578,364	Water & Electricity Cha	5,581,498	
3,700,129	PNB (A/c 20328215)	15,127,056		616,280	Leave Encashment	2,091,056	
5,671,637	Andhra Bank (A/c 00244)	5,671,637		2,405,163	Medical Reimbursemer	3,631,395	
45,360	PNB (A/c 4118)	45,360		1,842,140	Office Expenses	3,368,564	
1,000	PNB A/c 354566	1,000		1,374,801	Printing & Stationary	1,858,055	
10,002	With UBI 18039	10,002		719,948	Sumptary Allowance/ F	977,588	
	With CBI sec-10, PKL (A/c No. 47570)			1,500	Liveries	-	
	With OBC (A/c No. 1726)			62,995	Bank Charges	968,101	
	With OBC Manimajra (A/c 2918)			7,694,061	Advertisement & Public	10,027,020	
94,373,417	With PNB A/c (7912)	269,959,869		2,500	Seminar & Workshop	18,880	
					TA Expenditure	1,309,703	
				437,759	Repairs & Maintenance	1,259,005	
				38,520	Repairs & Maintenance	108,914	
				6,222	House Rent contributio	-	
				26,086,225			
3,677,298,059			4,127,568,558.48	29,450,833	BALANCE CARRIED FOF	37,511,415	256,265,614
3,677,298,059	BALANCE CARRIED FORWARD		4,127,568,558				




PREVIOUS YEAR RECEIPTS	AMOUNT	TOTAL	PREVIOUS YEAR PAYMENTS	AMOUNT	TOTAL
3,677,298,059	BALANCE BROUGHT FORWARD	4,127,568,558	29,450,833	BALANCE BROUGHT FORWARD	256,265,614
				Bal b/f	37,511,415
	C: GRANTS		275,530	Lab Materials	482,743
23,700,731	Received From Central Go	61,643,683	4,540,869	P.O.L. for Vehicle	7,297,543
	Received from CPCB	-	1,190,857	R & M of Vehicle	1,594,135
-	Received From State Govt Board		4,514,307	Legal Expense	4,671,940
23,700,731	TOTAL	61,643,683	8,224,563	Interest on GPF A/c / CPF	
			1,070,386	CPF Board's Contributic	2,005,808
			2,778,427	Lab Expenses	1,106,436
			490,500	Education Allowance	774,375
			2,562,227	New Pension Board Cor	4,660,574
			25,750	Honorarium	915,091
			4,295,459	Computer Expenses	3,243,639
			1,321,722	R&M of Office Machine	253,605
			850,106	R&M of building	1,258,812
			32,140,703		65,776,116
3,700,998,790	BALANCE CARRIED FORWARD	4,189,212,241	61,591,536	BALANCE CARRIED FORWARD	322,041,730



PREVIOUS YEAR RECEIPTS	AMOUNT	TOTAL	PREVIOUS YEAR PAYMENTS	AMOUNT	TOTAL
3,700,998,790	BALANCE BROUGHT FORWARD	4,189,212,241	61,591,536	BALANCE BROUGHT FORWARD	322,041,730
	D: FEES				
123,402,123	Air Consent Fees	65,532,676	219,913	LTC/HTC	878,935
510,000	Appeal Fees	1,000,000		Decrease in un-utilised	6,403,894
225,442,837	Water Consent Fees	275,353,109	692,921	Professional Charges	1,318,196
7,495,419	Sample Testing Fees	7,188,373	10,029,911	Env. Awareness	
345,250	Authorization Fees	121,250		Gratuity Exp	14,955,815
75,687,225	N.O.C. Fees	66,883,807	7,932,212	Gratuity	150,627
187,598	Pollution Fees (Noise)	3,500	25,000	Ex- Gratia	-
			223,011	Insurance For Vehicle	272,613
				Research &	
				Development Project	
1,718,690	Public Hearing	3,078,900	3,771,700	report & Studies	5,996,382
12,000	HWM Fee	200,000	41,984,829	Pension A/c	143,570,658
11,908	GIS CONTRIBUTION	-		CM Relief Fund	10,000,000
620,000	Recognition Fees	20,000		NGT Penalty	485,000
1,300,000	NGT Penalty	5,039,100		HARSAC	5,095,780
18,408	Right To Information	17,158	92,491	Insurance GIS	38,150
	Compensation Fund	267,000		Income Tax Refund	90,000,000
			114,876,848	Advance Tax (protest)	
436,751,458		424,704,873		Property tax	326,469
			50,000	Audit Fees	
	E: INTEREST		5,452,401	GLEs Expenses	
725,749	House Building Advance	717,975	153,477,066	salary A/c	188,603,667
198,539,542	Interest on FDR & Saving /	298,691,956	338,828,303		468,096,186
	Interest on LIC(Pension				
	Fund, Gratuity Fund &				
	Leave Encashment Fund)				
2,156	Scooter/Motor Cycle Advance			C: OTHER PAYMENTS	
	Car Advance	71,550		Increase in CPF Advance	-
	Computer Advance			Increase in Gratuity Fur	-
	Marriage advance				-
199,267,447		199,481,481			
4,337,017,695	BALANCE CARRIED FORWARD	4,913,398,595	400,419,839	BALANCE CARRIED FORWARD	790,137,916



PREVIOUS YEAR RECEIPTS	AMOUNT	TOTAL	PREVIOUS YEAR PAYMENTS	AMOUNT	TOTAL
4,337,017,695	BALANCE BROUGHT FORWARD	4,913,398,595	400,419,839	BALANCE BROUGHT FORWARD	790,137,916
	F: MISCELLANEOUS RECEIPTS				
11,861,298	Miscellaneous Receipts	7,214,336		Increase in Marriage ad	128,519
2,759,004	Increase in GPF Liability		1,597,668	Increase in Pension Fun	262,391,553
133,709,908	Increase in Security Refun	166,949,696		Increase in Imprest	1,700,073
2,094,017	Increase in CPF Liability	2,310,862		Increase in Leave Encashment With LIC	
7,644,919	Increase in Salary Payable	369,979	6,002,276	Increase in Appeal Fee F	1,500
	Increase in CAR advance payable		1,078,860	Increase in Advance for	50,550,361
	Increase in CESS fee	1,437,384		Increase in T.A.	
148,894	Increase in Grant in Aid Eco Club			Increase in Staff advance	
	Increase in GPF	8,740		Increase in Advance For Medical Expenses	
628,873	Increase in leave Encashment Payable			Increase in Car Advance	
34,320	Increase in HBA payable		-	Increase in CYCLE ADVANCE	
	Increase in GPF Adv. Payal	5,000	2,827	Increase in GPF Advanc	620,549
21,136	Increase in income Tax Payable			Increase in Scooter advance	
	Increase in GST Payable	86,723		Increase in Advance to Director Env.	
32,883	Increase in CPF Payable	1,385	378,218	Decrease in GPF payabl	42,000
	Increase in TDS Payable	1,025,285		Decrease in G.I.S. payal	200
664,445	Increase in New Pension Scheme Payable		2,971,256	Decrease in Cess Fee	
	Increase in GIS board contribution		4,836	Decrease in House Rent Payable	
759,983	Decrease in House Buildin	711,767		Decrease inTDS 26AS	23,986,724
443,959	Decrease in Car Advance			Decrease inGPF Bank Li	10,200,396
2,400	Decrease in Moped Advar	733		Decrease inLeave Enca:	229,068
	Decrease in GPF Advance			Decrease in Audit Fees Payable	
18,000	Decrease in Scooter/Motc	18,000		Decrease in New Pensik	1,011,080
3,867	Decrease in Computer advance		504,000	Decrease In Earnest Money	
27,500	Decrease in CPF advance		700,000	Decrease In Grant in Aid Eco Club	
31,116,813	Decrease in Pension Fund With LIC			Decrease inG.I.S Board Contribution	
	Dcrease in GIS Board Cont	46,342		Decrease in Gratuity Pa	363,216
176,627	Decrease in Marriage Advance			Decrease in HBA Payble	35,370
7,843	Decrease in staff advance	82,079		Increase in Advance to	1,031,486
526,189	Decrease in Ditch Drain Fl	10,579,845	299,610	Increase in Misc Expenses	
	Decrease in Car Advance	276,392	132,179	Grant-in-aid	
25,000	Decrease in compensation Fund			Refund of Grant-in-Payl	200,000
35,500	Sale of Staff Car	175,208		Horticulture Expenses	4,400
	Decrease in Gratuity Fun	10,711,620		Road Tax	114,730
				GLES	5,899,447



3,029,048	Decrease in Leave Encashment	2,774,364		Ditch Drain Fund	8,756,335	
50,000	Provision for Audit fee					367,267,008
5,145,639	Increase in Gratuity payable					
56,100,000	Decrease in advance to Director ENV					
473,892	Decrease in Imprest					
272,180	Increase in GIF Payable					
462,500	Increase in Grant Payable					
1,530	Increase in Scooter Advance Payable					
2,297,406	Decrease in Advance for Purchases ¹					
<u>260,575,573</u>						
		204,785,740				
					13,671,730	
4,597,593,268	BALANCE CARRIED FORWARD					
		5,118,184,336				
				414,091,568	BALANCE CARRIED FORWARD	1,157,404,923



PREVIOUS YEAR RECEIPTS	AMOUNT	TOTAL	PREVIOUS YEAR PAYMENTS	AMOUNT	TOTAL
4,597,593,268	BALANCE BROUGHT FORWARD	5,118,184,336	414,091,568	BALANCE BROUGHT FORWARD	1,157,404,923
				D: CLOSING BALANCES	
			7,355	Cash in Hand	1,600
				E: BANK BALANCES	
			3,257,213,829	Fixed Deposit with Banl	3,764,613,779
			-	Stamp in franking Mact	105,744
			49,759	With PNB A/c (3919/55	49,759
			3,598,365	PNB (A/c 20327915)	15,033,455
			24,333,918	PNB (A/c 20328057)	6,205,647
			3,525,693	PNB (A/c 20328136)	0
			45,360	PNB (A/c 4118)	45,360
			15,127,056	PNB (A/c 20328215)	-
			5,671,637	Andhra Bank (A/c 0024	262,119
			10,002	With UBI 18039	10,002
			6,732,021	E Gateway	29,602,516
			269,959,869	PNB 6 PKL 7912	90,248,414
			537,430,312	Indusind Bank	914,379
			2,676,735	PNB Sector 8 (A/c No.	0
			1,000	Pnb A/c 354566	1,000
				PNB Flexi A/c	53,270,080
				Axis bank(1340932)	300,369
				HDFC Bank Sec27	115,189
			4,126,382,910		
4,597,593,268	TOTAL	5,118,184,336	4,540,474,479	TOTAL	5,118,184,336


For Haryana State Pollution Control Board

SM
SP
 (Senior Accounts Officer)

B. Tarayal
 (Member Secretary)

Amr
 (Chairman)

Compiled From Books of Accounts produced
 before us and explanation given thereto
 For Jain & Associates
 Chartered Accountants




HARYANA STATE POLLUTION CONTROL BOARD, PANCHKULA (HARYANA)
ANNEXURE 'A' EXPENSES PAYABLE AS ON 31ST MARCH, 2019

PREVIOUS YEAR	PARTICULARS	CURRENT YEAR
17,721,914	Salaries Payable	18,091,893
248,350	Audit Fee Payable	248,350
(950.00)	House Rent Payable	(950.00)
17,969,314	TOTAL	18,339,293

HARYANA STATE POLLUTION CONTROL BOARD, PANCHKULA (HARYANA)
ANNEXURE 'B' OF OTHER CURRENT LIABILITIES AS ON 31ST MARCH, 2019

PREVIOUS YEAR	PARTICULARS	CURRENT YEAR
119,722.00	GIS Payable	119,522.00 ✓
462,500.00	Grant in Aid Payable	462,500.00 ✓
83,844.00	HBA Payable	48,474.00 ✓
120,246.00	NSC Payable	120,246.00 ✓
23,494.00	Interest on HBA payable	23,494.00 ✓
3,870.00	Car Advance Payable	3,870.00 ✓
847.00	Bonus Payable	847.00 ✓
101,775.00	Computer Advance Payable	101,775.00 ✓
700.00	Intt. On Car Advance Payable	700.00 ✓
2,113.00	Intt. On Scooter Advance Payable	2,113.00 ✓
18,732.00	Misc. Recovery payable	18,732.00 ✓
843,997.00	Leave Encashment Payable	614,929.00 ✓
(183,280.00)	CPF Payable	(181,895.00) ✓
138,751.00	TDS	1,164,036.00 ✓
(1,329,810.00)	GPF Payable	(1,371,810.00) ✓
2,295.00	Scoter Advance Payable	2,295.00 ✓
954,905.00	New Pension Scheme Payable	(56,174.00) ✓
1,391,479.00	Gratuity Payable	1,028,263.00 ✓
	GPF Advance Payable	5,000.00 ✓
	GST Payable	86,723.00 ✓
2,756,180		
2,756,180	TOTAL	2,193,640





HARYANA STATE POLICE
ANNEXURE 'C' OF AMOUNT

Sr. No.	Particulars	Book Value as on 01.04.2018	Additions		the year					
			Upto 30.09.2018	After 01.10.18						
1	Land A/c	29,816,131								
2	Building under Construction	20,000,000	228,089	122,659,000						
	Building	30,519,728								
3	Air Conditioners/Coolers	28							10%	
4	Fans	13							60%	
5	Typewriter	1							15%	
6	Paper Copying Machine	9							15%	
7	Other Office Equipments	8,125,439	68,095	3,428,133				1,486,140		
8	Laboratory Equipments	12,441,386	411,577	124,681,500				11,279,057	120,-	
9	Furniture & Fixtures	3,321,428	845,808	1,120,138				472,731	4,814,644	
10	Library Books	9,636	2,470					7,264	4,842	
11	Car	5,119,316	1,402,238	1,329,378	175,208			1,051,655	6,624,069	
12	Cycle	225,474	852,053	637,392				95	-	
13	Computer	-	-	-				837,734	877,185	
	TOTAL	109,578,684.60	3,810,330	253,855,541	175,208			367,069,347	18,186,699	348,882,648.16


(Senior Accounts Officer)


(Member Secretary)


(Chairman)



Dated : 29.08.2019
Place : Panchkula

HARYANA STATE POLLUTION CONTROL BOARD, PANCHKULA (HARYANA)
ANNEXURE 'E' OF BALANCES WITH BANKS AS PER BOOKS AS ON 31ST MARCH, 2019

PREVIOUS YEAR	PARTICULARS	CURRENT YEAR
49,759.00	PNB A/c (3919/55)	49,759
24,333,917.60	PNB (A/c 20328057)	6,205,647
3,525,693.00	PNB (A/c 20328136)	0
15,127,056.00	PNB (A/c 20328215)	0
3,598,364.88	PNB (A/c 20327915)	15,256,733
10,001.00	UBI 18039	10,001
5,671,637.00	Andhra Bank (A/c 00244)	262,119
45,360.00	PNB (A/c 4118)	45,360
3,756,639.00	PNB Sec-8, PKL (A/c No. 5744)	0
269,959,869.00	PNB Sec-6, PKL (A/c No. 7912)	90,248,414
6,732,021.00	ICICI Bank (A/c No.E - Gateway)	29,602,516
537,430,312.00	Indusind Bank	914,379
1,000	PNB Sector 8 (A/c No. 354366)	1,000
	PNB Flexi (A/c 00012)	53,270,080
	HDFC BANK Sector 27	115,189
	Axis Bank 9150100061340932	300,369
870,241,629	TOTAL	196,281,567

HARYANA STATE POLLUTION CONTROL BOARD, PANCHKULA (HARYANA)
ANNEXURE 'F' FOR ADVANCE AGAINST PURCHASES AS ON 31ST MARCH, 2019

PREVIOUS YEAR	PARTICULARS	CURRENT YEAR
136,710.00	Controller Printing & Stationary	138,153
6,872.00	Sigma Aldrich Chemical	6,872
40,500.00	CPR Environmental Education Central Chennai	40,500
7,426,713.00	HARTRON	6,649,290
7.00	Mohindra & Mohindra	7
34,387.00	Usha Enterprises	-
73,034.00	Reliance Board band	73,034
384,904.00	Haryana Forest Purchase of Chairs	-
4,078,000.00	Hareda	-
6,175,300.00	NIC	10,075,229
2,700.00	Swami Auto	2,700
	Durga Nursery	12,910
	Construction for residential	50,000,000
	Sai Motors	10,537
	Suraj Kund	500,000
18,359,127	TOTAL	67,509,232



HARYANA STATE POLLUTION CONTROL BOARD, PANCHKULA (HARYANA)
ANNEXURE 'G' OF STAFF ADVANCES AS ON 31ST MARCH, 2019

PREVIOUS YEAR	PARTICULARS	CURRENT YEAR
(848,054.00)	Computer Advance	(848,054.00)
(382,298.00)	Scooter/Motor Cycle Advance	(400,298.00)
3,190.00	Cycle Advance	3,190.00
(45,447.00)	Moped Advance	(46,180.00)
(670,097.00)	Marriage Advance	(541,578.00)
(4,839.00)	CPF Advance	(4,839.00)
(402,755.00)	Car Advance	(679,147.00)
1,500,358.00	House Building Advance	788,591.00
3,450,555.00	GPF Advance	4,071,104.00
4,896.00	Advance for POL to Director Env.	4,896.00
18,833,421.00	TDS & Advance Tax	113,986,724.00
100.00	LIC Advance	100.00
9,300.00	Advance for T.A.	9,300.00
21,448,330	TOTAL	116,343,809

HARYANA STATE POLLUTION CONTROL BOARD, PANCHKULA (HARYANA)
ANNEXURE 'H' OF AMOUNT DUE TO STAFF AS ON 31ST MARCH, 2019

PREVIOUS YEAR	PARTICULARS	CURRENT YEAR
	A: IMPREST WITH STAFF	
93,900	Sh. Sunil Kumar	-
3,937.50	Public Health Haryana Chandigarh	3,937.50
200.50	Sh. Vinay Jhingan, ADA	200.50
(190.00)	Sh. Sushil Kumar Driver	(80.00)
500.00	Sh. Ranbir, Peon	500.00
-	Sh. Vikas, Peon	1,000.00
-	Sh. Lokesh Singhal	(43,450.00)
(20.00)	Sh. Dukhi Ram, M.C.C.	(130.00)
-	Sh. Sarwan Kumar	10,000.00
2,511.00	Sh. Mastinder Singh	2,511.00
(126.00)	Sh. Vikas Driver	
1,000.00	Sh. Roshan Lal	
6,088.00	Sh. Avtar Singh	10,000.00
3,846.00	Sh. Kashmir Singh	
5,000.00	Sh. Bijender Kumar	
	Sh. Rajinder Sharma	(75.00)
	Sh. Sanjeev Kumar	(100.00)
	Sh. Sanjay	14,057.00



	Sh.Sanjeev Bhudraja	100.00
	Sh. P.K.M.K Dass	36,097.00
116,647	TOTAL (A)	34,568


B: IMPREST OTHERS

100,000.00	Imprest A/c, Lab Hissar	200,000
100,000.00	Imprest A/c, Lab Gurgaon	200,012
576,000.00	Imprest A/c, Lab Faridabad	676,000
(109,614.00)	Imprest A/c, EE Faridabad	155,426
305,435.00	Imprest A/c, EE Sonapat	160,485
(677,218.00)	Imprest A/c, EE Hissar	(464,519.00)
657.00	Imprest A/c, EE Panchkula	1,755,325
331,536.00	Imprest A/c, EE Ballabgarh	431,536
1,170,304.00	Imprest A/c, EE Gurgaon (South)	1,561,350
(50,261.00)	Imprest A/c, EE Panipat	49,739
242,683.00	Imprest A/c, EE Dharuhera	245,727
(64,517.00)	Imprest A/c, RO Bahadurgarh	68,183
845,892.00	Imprest A/c, RO Yamuna Nagar	95,892
219,699.00	Imprest A/c, RO Gurgaon (North)	286,998
188,606.00	Imprest A/c, RO Jind	288,606
	Imprest A/c, LabPanchkula	200,000.00
3,179,202	TOTAL (B)	5,910,760.00
3,295,849.00	TOTAL (A+B)	5,945,328.00

For Haryana State Pollution Control Board


(Senior Accounts Officer)


(Member Secretary)


(Chairman)

