

HARYANA STATE POLLUTION CONTROL BOARD, PANCHKULA (HARYANA)
BALANCE SHEET AS AT 31ST MARCH, 2013.

PREVIOUS YEAR (Rs.)	LIABILITIES	AMOUNT (Rs.)	TOTAL (Rs.)	PREVIOUS YEAR (Rs.)	ASSETS	AMOUNT (Rs.)	TOTAL (Rs.)
37,008,955.63	CAPITAL ACCOUNT:- Opening Balance (as on 01.04.2012)	37,008,955.63		97,752,698.68	FIXED ASSETS:- (As per Annexure 'C' attached)		100,646,552.80
65,497,580.00	Add: Grant received from Govt.						
65,497,580.00	Less: Grant Utilised for revenue exp.						
37,008,955.63	Total		37,008,955.63		CURRENT ASSETS, LOANS AND ADVANCES:-		
	EXCESS OF INCOME OVER EXPENDITURE				I. CURRENT ASSETS:-		
2,125,280,561.17	Opening Balance (as on 01.04.2012)	2,384,047,029.40		152,902.08	a) Cash in hand	176,157.85	
258,766,468.23	Excess of Income over Expenditure (Expenditure over Income)	(65,970,547.04)		35,275,459.42	b) Balance with Banks (As per Annexure 'D' attached)	132,535,127.61	
2,384,047,029.40	Total		2,318,076,482.36	23,362.00	c) Stamps in Franking Machine	27,968.00	
	CURRENT LIABILITIES & PROVISIONS:-			1,681,461,001.06	d) Fixed deposits with Banks	2,144,630,039.41	
22,341,557.00	a) Security Deposits (Refundable)	328,273,507.00		473,038,176.91	e) Interest accrued on FDRs	136,971,539.22	
4,726,387.82	b) Expenses payable (Annexure 'A')	4,823,684.82		2,189,950,901.47	Total		2,414,340,832.09
1,152,443.00	c) Other Current Liabilities (Annexure 'B')	1,167,035.00		324,307.25	II. LOANS AND ADVANCES:-		
10,239,958.15	d) Cess Received - Payable to Govt. of India	17,525,483.93		20,000,000.00	a) Advances against purchases (Annexure 'E')	8,145,442.25	
1,520,000.00	e) C.R.E.P. Fund	1,520,000.00		10,582,552.75	b) Advance Construction of Residential Complex	20,000,000.00	
9,033,458.01	f) C.P.F. Liability	10,206,249.01		5,848,353.86	c) Staff Advances (Annexure 'F')	9,336,206.75	
62,767,808.00	g) G.P.F. Liability	68,298,634.00		193,442,556.90	d) Imprest with staff/others (Annexure G)	5,956,840.86	
4,191,066.00	h) Earnest Money	1,896,066.00		24,811,198.00	e) Pension Fund with LIC	175,300,664.00	
26,147,135.00	i) Un-Utilized Grant-in-Aid	28,799,885.00		19,621,746.00	f) Gratuity Fund with LIC	46,001,838.00	
142,119,812.98	Total		462,510,544.76	224,470.00	g) Leave encashment with LIC	36,290,450.00	
				616,014.00	h) Tax Deducted at Source FY 2010-11	224,470.00	
				1,000.00	i) Tax Deducted at Source FY 2011-12	616,014.00	
				275,472,197.86	j) Tax Deducted at Source FY 2012-13	735,672.00	
					k) Advance to Pension & Gratuity Account	1,000.00	
					Total		302,608,597.86
2,563,175,798.01	Grand Total		2,817,595,982.75	2,563,175,798.01	G. TOTAL		2,817,595,982.75

[Signature]
SR. A.O.


[Signature]
MEMBER SECRETARY

[Signature]
CHAIRMAN

0.00
AUDITORS' REPORT
 As per our separate report of even date annexed

For Duggal Gupta & Associates
 Chartered Accountants
 (FRN: 007817H)
[Signature]
 (CA. Narinder Sharma)
 (FCA)
 (M.No.503003)

PLACE: PANCHKULA
 DATE: 30/04/2016



HARYANA STATE POLLUTION CONTROL BOARD, PANCHKULA (HARYANA)
INCOME & EXPENDITURE ACCOUNT FOR THE YEAR ENDING 31ST MARCH, 2013

PREVIOUS YEAR (Rs.)	EXPENDITURE	AMOUNT (Rs.)	TOTAL (Rs.)	PREVIOUS YEAR (Rs.)	INCOME	AMOUNT (Rs.)	TOTAL (Rs.)
	A: ESTABLISHMENT EXPENSES				A: GRANTS		
75,496,096.00	Pay & Allowances	76,120,179.00		65,497,580.00	Received from Central Govt.	-	
199,008.00	Leave Salary	255,099.00			Received from Central Board	-	
296,781.00	Pension contribution	347,134.00			Received from State Govt.	2,652,750.00	
678,800.00	Board contribution towards provident fund	615,116.00			Less- Unutilised grant from C.Board	-	
21,252.00	House rent board contribution				Unutilised grant from S.Govt.	2,652,750.00	
12,650.00	G.I.S.Board contribution	11,350.00			Unutilised grant from C.Govt.	-	
5,412,042.00	Gratuity	6,116,807.00		65,497,580.00	TOTAL (A)		
4,092,779.00	Leave encashment	4,409,047.00					
20,398,968.00	Pension	41,038,218.00			B: FEES		
483,285.00	Education Scheme	363,000.00		37,145,800.00	Air consent fees	66,370,600.00	
421,433.00	HTC/LTC	3,736,965.00		950,250.00	Appeal fees	899,000.00	
1,791,752.00	New Pension Boards Contribution	469,192.00		42,542,224.00	Water consent fees	116,010,925.00	
109,304,846.00	Total (A)		133,482,107.00	11,723,966.00	Sample Testing fees	21,899,389.00	
	B: CONTINGENCIES EXPENDITURE:-			16,947,551.00	N.O.C. fees	26,991,250.00	
1,238,764.00	Rent, rates & taxes	698,784.00		805,448.00	Authorisation fees/BMW	3,869,645.00	
1,440,115.00	Professional Fee	114,767.00		9,500.00	Noise pollution	66,000.00	
647,967.00	Postage & telegram	594,449.00		26,800.00	Right to information	22,425.00	
1,114,542.50	Telephone expenses	802,199.00		-	Withdrawal of court case fee	245,000.00	
2,723,211.00	Water & electricity charges	3,201,410.00		1,100.00	Tender Fee	-	
2,131,407.00	Medical Reimbursement	2,814,238.00		-	Recognition fee	40,000.00	
2,179,402.50	Office expenditure	2,119,624.00		650,000.00	Public hearing	2,400,000.00	
453,384.00	Sumptary Allowance/hospitality	600,787.00		129,000.00	HWM fee	112,000.00	
568,981.00	Printing & stationery	1,094,305.00		110,931,643.00	TOTAL (B)		238,926,234.00
140,856.00	Newspapers & magazines	23,773.00					
15,250.00	Liveries	2,250.00			C: INTEREST		
24,869.50	Bank charges	19,707.00		46,081.00	Scooter advance/Motor Cycle	61,559.00	
6,425,030.00	Advertisement & publicity	4,282,099.00		157,615.00	Computer Advance	114,668.00	
396,160.00	Insurance	354,717.00		3,600.00	Moped advance	3,329.00	
569,664.00	Seminar & workshop	281,771.00		66,503.00	Marriage advance	84,908.00	
37,245.00	Property Tax	-		1,175,219.00	House building advance	692,824.00	
				249,526,045.01	Interest Income (Annexure-H)	234,179,469.13	
				153,975.00	Car Advance	166,425.00	
20,106,848.50	Running Total (B) Carried Forward	17,004,880.00		251,129,048.01	TOTAL(C)		235,303,182.13

Contd.....2/



PREVIOUS YEAR (Rs.)	EXPENDITURE	AMOUNT (Rs.)	TOTAL (Rs.)	PREVIOUS YEAR (Rs.)	INCOME	AMOUNT (Rs.)	TOTAL (Rs.)
20,106,848.50	Running Total (B) Brought Forward	17,004,880.00		18,886,123.00	D: MISCELLANEOUS RECEIPTS		20,154,059.00
946,125.00	T.A. Expenditure	1,445,664.00		18,886,123.00	TOTAL (D)		20,154,059.00
320,370.00	Repairs & maintenance (others)	451,931.00		650,000.00	Grant in Aid for Eco Club		
1,018,979.00	Legal Expenses	837,135.00		28,288.00	Insurance(G.I.S)		
2,204,865.00	Repairs & maintenance (Building)	2,830,888.00					
3,516,775.00	Honorarium A/c	1,080,000.00					
219,502.00	Environmental Awareness	594,561.00					
200,600.00	STP Funds	-					
246,528.00	Laboratory expenses	629,384.00					
51,712.00	Repairs & maintenance (Lab. material)	-					
845,375.00	Lab. Materials	698,407.00					
18,692.00	Repairs & maintenance (Machine Equipment)	24,824.00					
-	Insurance of vehicle	147,158.00					
608,363.00	Computer exp	613,312.00					
3,000.00	Horticulture Exp.	-					
30,000,000.00	Financial Assistance	-					
60,307,734.50	TOTAL (B)		26,358,144.00				

Contd.....3/



PREVIOUS YEAR (Rs.)	EXPENDITURE	AMOUNT (Rs.)	TOTAL (Rs.)	PREVIOUS YEAR (Rs.)	INCOME	AMOUNT (Rs.)	TOTAL (Rs.)
	C: VEHICLE RUNNING & MAINTENANCE						
2,726,827.42	P.O.L.	4,179,008.23					
751,068.00	Repairs	1,031,865.00					
3,477,895.42	TOTAL (C)		5,210,873.23				
	D: OTHER ADMN. EXPENSES						
-	Audit fees	57,250.00					
571,422.00	Interest on C.P.F Accounts	632,740.00					
4,711,493.00	Interest on G.P.F. Accounts	4,834,225.00					
5,282,915.00	TOTAL (D)		5,524,215.00				
	E: MISCELLANEOUS EXPENDITURE:-						
-	Salary to Contractual Staff	1,678,008.00					
-	TOTAL (E)		1,678,008.00				
-	F: Excess Provision of Interest on FDRs (Written off)		376,546,275.06				
-	TOTAL (F)		376,546,275.06				
9,982,815.86	G: DEPRECIATION (As per Annexure C)		11,554,399.88				
9,982,815.86	TOTAL (G)		11,554,399.88				
258,766,468.23	To Excess of Income over Expenditure transferred to Balance Sheet				Excess of Expenditure Over Income		65,970,547.04
447,122,675.01	GRAND TOTAL		560,354,022.17	447,122,675.01	GRAND TOTAL		560,354,022.17



SR. A.O.


MEMBER SECRETARY


CHAIRMAN

AUDITORS' REPORT
As per our separate report of even date annexed

For Duggal Gupta & Associates
Chartered Accountants
(FRN: 007817N)


(CA. Narinder Sharma)
(FCA)
(M.No.503003)

PLACE : PANCHKULA
DATE : 13/04/2016




HARYANA STATE POLLUTION CONTROL BOARD, PANCHKULA (HARYANA)
RECEIPTS AND PAYMENTS ACCOUNT FOR THE YEAR ENDING 31ST MARCH, 2013

PREVIOUS YEAR (Rs.)	RECEIPTS	AMOUNT (Rs.)	TOTAL (Rs.)	PREVIOUS YEAR (Rs.)	PAYMENTS	AMOUNT (Rs.)	TOTAL (Rs.)
	A: OPENING BALANCES:-						
127,942.50	Cash in hand	152,902.08		-	Excess of Expenditure over	65,970,547.04	54,416,147.16
67,332,009.95	Bank Balances	35,275,459.42		-	Less: Non Cash Expenses (De	11,554,399.88	
562,966,590.88	Fixed deposits with Banks	1,681,461,001.06			A: INCREASE IN FIXED ASSETS		
376,546,275.07	Accrued Interest on FDRs	473,038,176.91		25,169.00	Furniture & Fixtures	115,652.00	
51,138.00	Stamps in Franking Machine	23,362.00		783,443.00	Office Equipments	465,685.00	
07,023,956.40	TOTAL (A)		2,189,950,901.47	4,618,125.00	Laboratory Equipments	9,319,993.00	
	B: DECREASE IN FIXED ASSETS			5,107.00	Library Books	3,509.00	
197,950.00	Car	316,750.00		7,835,600.00	Building	-	
197,950.00	TOTAL (B)		316,750.00	-	Computers	3,795,911.00	
	C: DECREASE IN CURRENT ASSETS			1,936,105.00	Vehicles	1,064,254.00	
-	Staff Advances	1,246,346.00		15,203,549.00	TOTAL(A)		14,765,004.00
-	Pension Fund with LIC	18,141,892.00			B: INCREASE IN CURRENT ASSETS		
1,364,603.00	Gratuity Fund with LIC	-		36,647.00	Advances Against Purchases	7,821,135.00	
581,351.00	Leave Encashment with LIC	-		44,441.00	Imprest with Staff/Others	108,487.00	
55,000.00	Telephone Security	-		57,728,379.00	Pension Fund with LIC	-	
1,000,954.00	TOTAL (C)		19,388,238.00		Gratuity Fund with LIC	21,190,640.00	
	D: INCREASE IN CURRENT LIABILITIES				Leave Encashment with LIC	16,668,704.00	
2,050,000.00	Earnest Money	305,931,950.00		616,014.00	TDS	735,672.00	
2,213,162.00	Security Deposits	97,297.00		1,183,000.00	Staff Advances	-	
409,399.00	Expenses Payable	14,592.00		59,608,481.00	TOTAL (B)		46,524,638.00
-	Other Current Liabilities	7,285,525.78			C: DECREASE IN CURRENT LIABILITIES		
-	Cess Payable to Govt.	1,172,791.00		1,319,463.00	Other Current Liabilities	-	
808,998.00	C.P.F Liability	5,530,826.00		6,112,503.02	Cess Payable to Govt.	-	
31,199.00	G.P.F Liability	2,652,750.00		11,920,936.00	Un-utilized Grant-in-Aid	-	
-	Un-utilized Grant-in-Aid			-	Earnest Money	-	
				369,069.00	Pension Fund with Board	2,295,000.00	



6,512,758.00	TOTAL (D)		19,721,971.02	TOTAL ('C)		2,295,000.00
258,766,468.23	Excess of Income Over Expendit			D: CLOSING BALANCES:		
9,982,815.86	Add: Non Cash Expenses (Depre		152,902.08	Cash in hand	176,157.85	
268,749,284.09			35,275,459.42	Bank Balances	132,535,127.61	
			1,681,461,001.06	Fixed deposits with Banks	2,144,630,039.41	
			473,038,176.91	Accrued Interest on FDRs	136,971,539.22	
			23,362.00	Stamps in Franking Machine	27,968.00	
			2,189,950,901.47	TOTAL (D)		2,414,340,832.09
284,484,902.49	GRAND TOTAL					
		2,532,341,621.25	2,284,484,902.49	GRAND TOTAL		2,532,341,621.25



SR. A.O.


MEMBER SECRETARY



CHAIRMAN

AUDITORS' REPORT
As per our separate report of even date annexed

For Duggal Gupta & Associates
Chartered Accountants
(FRN: 007817N)


(CA. Narinder Sharma)
(FCA)
(M.No.503003)

PANCHKULA



HARYANA STATE POLLUTION CONTROL BOARD, PANCHKULA (HARYANA)

ANNEXURE 'A' EXPENSES PAYABLE AS ON 31ST MARCH, 2013.

PREVIOUS YEAR (Rs.)	PARTICULARS	CURRENT YEAR (Rs.)
4,331,820.77	Salaries payable	4,522,504.77
237,582.00	Audit fees payable	294,832.00
-	Interest on HBA Payable	2,960.00
156,985.05	House Rent payable	3,388.05
4,726,387.82	TOTAL	4,823,684.82

ANNEXURE 'B' OF OTHER CURRENT LIABILITIES AS ON 31ST MARCH, 2013.

PREVIOUS YEAR (Rs.)	PARTICULARS	CURRENT YEAR (Rs.)
28,427.00	Leave encashment payable	28,427.00
49,832.00	CPF payable	51,990.00
9,341.00	GIS payable	8,622.00
207,520.00	Tax deducted at source	202,404.00
810,535.00	GPF payable	831,432.00
7,900.00	Car advance payable	5,400.00
38,888.00	New Pension Scheme Payable	38,760.00
1,152,443.00	TOTAL	1,167,035.00

ANNEXURE 'D' OF BALANCES WITH BANKS AS ON 31ST MARCH, 2013.

PREVIOUS YEAR (Rs.)	PARTICULARS	CURRENT YEAR (Rs.)
68,628.51	Punjab National Bank (Account No. 3919/551)	68,628.51
34,699.42	Punjab National Bank (Account No. 4121/771)	34,699.42
1,013,415.00	UBI. (A/c No. 499301010035098)	1,013,415.00
144,105.00	Oriental Bank of Commerce/11, Pkda.(A/C No. 05322010037660)	149,939.00
1,530,778.70	Punjab National Bank/8, Pkda. (A/C No. 2938002101037826)	1,538,278.70
11,188,665.72	Punjab National Bank (A/c 2938000120327915)	19,614,806.50
9,964,633.34	Punjab National Bank (A/c 2938020120328057)	25,175,832.96
971,324.52	Punjab National Bank (A/c2938000120328136)	1,635,050.52
313,357.80	Punjab National Bank (A/c2938000120328215)	1,992,138.80
6,178,062.83	UBI (A/C-499301010018039)	1,777,744.62
1,581,869.75	Andhra Bank (A/c 110411011000244)	1,581,841.75
1,549,323.83	Punjab National Bank Sec-4, Pkl (A/c3949002100041180)	1,549,323.83
94,963.00	Central Bank of India Sec-10 Pkl A/c31653247520	155,382.00
418,465.00	Oriental Bank of Commerce/11, Pkda.(A/C No. 06182011011726)	26,015,838.00
223,167.00	Canara Bank (A/c 10165)	232,208.00
-	Oriental Bank of Commerce - Manimajra A/c 02442191012918	50,000,000.00
35,275,459.42	TOTAL	132,535,127.61

ANNEXURE 'E' OF ADVANCE AGAINST PURCHASES AS ON 31ST MARCH, 2013

PREVIOUS YEAR (Rs.)	PARTICULARS	CURRENT YEAR (Rs.)
33,063.00	Controllor Printing & stationery deptt.	85,267.00
195,419.25	Hartron Chandigarh	1,876,829.25
43,000.00	National Infrastructure	43,000.00
6,872.00	Sigma Aldrich Chemical	6,872.00
5,450.00	Satyam Enterprise,	5,450.00
3.00	Mohindra & Mohindra	4.00
40,500.00	CPR Environmental Education Central Chennai	40,500.00
-	NIC	546,383.00
-	Eureka Forbes	7,640.00
-	Reliance Broadcast Network Limited	73,034.00
-	Plot for Gurgoan	5,447,250.00
-	Cermony for environment	13,213.00
324,307.25	TOTAL	8,145,442.25

ANNEXURE 'F' OF STAFF ADVANCES AS ON 31ST MARCH, 2013

PREVIOUS YEAR (Rs.)	PARTICULARS	CURRENT YEAR (Rs.)
321,207.00	Computer Advance	171,207.00
267,225.00	Scooter/Motor cycle advance	170,025.00
18,100.00	Moped advance	10,200.00
1,744,804.00	Marriage advance	2,002,911.00
117,048.75	CPF advance	60,898.75
1,008,802.00	Car advance	903,202.00
5,308,574.00	House Building Advance	4,237,508.00
1,733,682.00	GPF advance	1,522,894.00
8,214.00	Sales Tax Payable	8,214.00
-	Advance for T.A	102,501.00
-	Advance For RO Hissar	141,750.00
54,896.00	Advance for POL to Director Environment	4,896.00
10,582,552.75	TOTAL	9,336,206.75

HARYANA STATE POLLUTION CONTROL BOARD, PANCHKULA (HARYANA)
ANNEXURE 'C' OF FIXED ASSETS AS ON 31ST MARCH, 2013

Sr. NO.	PARTICULARS	WDV	ADDITIONS		SALES DURING THE YEAR	TOTAL	Rate	DEPRECIATION	WDV
		AS ON	UPTO	AFTER		AS ON	of	DURING	AS ON
		01.04.2012	30.09.2012	01.10.2012		31.03.2013	Depreciation	THE YEAR	31.03.2013
1	Land A/C	20,825,513.66	-	-	-	20,825,513.66	0%	0.00	20,825,513.66
2	Building A/C	42,103,535.44	-	-	-	42,103,535.44	10%	4210353.54	37,893,181.89
3	Air Conditioners/Coolers	73.88	-	-	-	73.88	15%	11.08	62.80
4	Fans	37.30	-	-	-	37.30	10%	3.73	33.57
5	Typewriters	0.57	-	-	-	0.57	60%	0.57	0.00
6	Paper Copying machine	25.12	-	-	-	25.12	15%	3.77	21.35
7	Other Office Equipments	4,524,464.74	134403.00	331282.00	-	4,990,149.74	15%	723676.31	4,266,473.43
8	Laboratory Equipments	21,353,888.02	4497217.00	4822776.00	-	30,673,881.02	15%	4239373.95	26,434,507.06
9	Furniture & fixtures	3,068,907.23	41980.00	73672.00	-	3,184,559.23	10%	314772.32	2,869,786.90
10	Library Books	26,802.54	1910.00	1599.00	-	30,311.54	60%	17707.22	12,604.32
11	Car	5,849,196.82	-	1,064,254.00	316,750.00	6,596,700.82	15%	909686.07	5,687,014.75
12	Cycle	253.37	-	-	-	253.37	15%	38.01	215.36
13	Computers A/c	-	-	3,795,911.00	-	3,795,911.00	60%	11387/3.30	2,657,137.70
TOTAL		97,752,698.68	4,675,510.00	10,089,494.00	316,750.00	112,200,952.68		11,554,399.88	100,646,552.80

SR. A.O.

S. Talwar
MEMBER SECRETARY

[Signature]
CHAIRMAN



ANNEXURE 'G' OF AMOUNT DUE FROM STAFF AS ON 31ST MARCH, 2013.

PREVIOUS YEAR (Rs.)	PARTICULARS	CURRENT YEAR (Rs.)
	A: IMPREST WITH STAFF:-	
500.00	Sh. Ranbir Singh, Peon	500.00
112,500.00	Sh. Sandeep Singh	-
118.00	Sh. Vijay Chaudhary AEE	118.00
66.00	Director Env. Haryana	66.00
(4,772.00)	Sh. Vikas Verma	(66.00)
60,000.00	Sh. Sunita Rani	
1,000.00	Sh. Jag Parshad	1,000.00
9,200.00	Sh. Rohtash	9,750.00
14,000.00	Sh. Chand Saini	
3,000.00	Sh. Mukhtiar Singh	
	Sh. M.K. Kapila	20,975.00
5,626.00	Sh. Kashmir Singh	12,166.00
9,888.00	Sh. Yogesh Kumar	14,077.00
-	Mastinder singh	8,017.00
-	Jasbir singh dahiya	14.00
-	J.P Singh	37,611.00
-	Rajesh kumar Garhia	49,588.00
-	Chand Saini	14,000.00
-	Neelam Sharma	1,000.00
-	Sandeep sharma	91.00
-	Jasbir singh	10,000.00
-	Rajesh kumar, peon	2,000.00
-	S.C Mann	424.00
-	Shambhu parshad	2,157.00
-	Vinod Kumar	1,245.00
-	Jai Bhagwan	65,000.00
-	Mahabir singh	173,400.00
-	Sanjay Kumar Clerk	5,000.00
-	Suraj Parkash LA	2,000.00
4,820.00	Uma Shankar	
215,946.00	TOTAL (A)	430,133.00
	B: IMPREST OTHERS:-	
50,000.00	Imprest A/C, Lab, Hissar	50,000.00
50,000.00	Imprest A/C, Lab, Gurgaon	50,000.00
260,390.00	Imprest A/C EE Faridabad	260,390.00
262,753.11	Imprest A/C EE Sonapat	262,753.11
1,477,004.75	Imprest A/c EE Hissar	1,171,269.75
673,195.00	Imprest A/C EE, Chandigarh	673,230.00
339,536.00	Imprest A/C EE Ballabgarh	339,536.00
259,304.00	Imprest A/C EE Gurgaon	259,304.00
344,513.00	Imprest A/C EE Panipat	344,513.00
892,683.00	Imprest A/C EE Dharuhera	892,683.00
253,827.00	Imprest A/C RO Bahadurgarh	253,827.00
709,202.00	Imprest A/C RO Yamuna Nagar	709,202.00
60,000.00	Imprest A/C Lab Faridabad	60,000.00
-	Imprest A/C Gurgaon(s)	100,000.00
-	Imprest A/C Jind	100,000.00
5,632,407.86	TOTAL (B)	5,526,707.86
5,848,353.86	Grand Total	5,956,840.86

ANNEXURE 'H' OF INTEREST INCOME EARNED DURING THE YEAR.

PREVIOUS YEAR (Rs.)	PARTICULARS	CURRENT YEAR (Rs.)
249,526,045.01	Interest on:	
	FDR's	214,333,489.13
	Leave Encashment Fund	1,796,215.00
	Pension Fund	15,765,755.00
	Gratuity Fund	2,284,010.00
249,526,045.01	TOTAL	234,179,469.13

