

Haryana State Pollution Control Board
C-11, Sector-6, Panchkula

Website – www.hspcb.gov.in E-Mail - hspcb.ho@gmail.com
Tele No. – 0172-2577870-73

HSPCB

HSPCB/E/4771

To

Dated: 26/04/2024

The Director General,
Information, Public Relations
& Cultural Affairs Department,
Haryana, Chandigarh.

Sub: Public Hearing for obtaining Environment Clearance for the project Manufacturing of CRA sheets and steel Pipes " Located at Khasra No. 54/6, 7, 14, 15, 16/1, 17/1, 24/1, 25, 55/11/1, 20, 21/1, 21/2, 70/1, 2/1, 2/2, 3/1, 9, 10/1, 10/2, 11, 71/5 & 6 Village, Dudhola, Tehsil & District Palwal Haryana by M/s Prompt Enterprises Private Limited.


I have been directed to enclose herewith an advertisement regarding Public Hearing to be held on **29.05.2024 at 11:00 AM** in respect to Environment Clearance for the unit M/s Prompt Enterprises Private Limited of the project manufacturing of CRA sheets and steel Pipes " Located at Khasra No. 54/6, 7, 14, 15, 16/1, 17/1, 24/1, 25, 55/11/1, 20, 21/1, 21/2, 70/1, 2/1, 2/2, 3/1, 9, 10/1, 10/2, 11, 71/5 & 6 Village, Dudhola, Tehsil & District Palwal, Haryana as per provision of EIA notification 2006 (amended thereof) for publication in the following leading newspapers on DAVP rates.:

1. One major national daily newspaper
2. One Regional Vernacular daily newspaper in Hindi.

The advertisement should appear on or before **28.04.2024** in the above said two newspapers only and bill of above two newspapers on DAVP rates may be sent to this office at the earliest. The bill payment of above said notice will be made for two newspapers only.

It is further, informed that Ministry of Environment of Forest & Climate Change Govt. of India has clarified vide Memo No. F. No. 19-206/2018-IA.III dated 10.04.2019 that publication of Public notice for public hearing does not violate the model code of conduct during the election (copy enclosed).

DA/Advertisement



26/04/2024
Env. Engineer (HQ)
For Member Secretary

CC:

A copy of the above is forwarded to the following for information and necessary action:-

1. Deputy Commissioner, Palwal.
2. The Chairman, Zila Parishad, District, Palwal.
3. Municipal Council / Corporation District, Palwal for display on Notice Board.
4. District Development and Panchayat Officer, Palwal
5. Deputy Director, District Industries Centre, Palwal.

DA/Advertisement.



26/04/2024
Env. Engineer (HQ)
For Member Secretary

CC:

A copy of the above is forwarded to the following alongwith copy of EIA report and Executive Summary and CD for sending the same to the concerned authorities mentioned above to place the same in their offices for consultation of the general public during office hours:-

1. Regional Officer, Haryana State Pollution Control Board, II-Floor, HSVP Office Complex, Near Gymkhana Club, Sector-12, Palwal-121102.
2. M/s Prompt Enterprises Private Limited Plot No. 10-11, Sector-4, Ballabgarh, Faridabad-121004, Haryana.
3. Sr. EE (IT) to ensure that the notice is uploaded on the website of the Board.

DA/Advertisement.


26/04/2024
Env. Engineer (HQ)
For Member Secretary

CC

A copy of the above is forwarded to the following for information please:-

1. The Additional Chief Secretary to Govt. Haryana, Environment & Climate Change Department, Haryana Chandigarh
2. The Director General, Environment & Climate Change Department, Haryana.
3. PS to Chairman / PA to Member Secretary

HARYANA STATE POLLUTION CONTROL BOARD**C-11, SECTOR-6, PANCHKULA****Website – www.hspcb.org.in****E-Mail - hspcbho@gmail.com****Tele Fax No. – 0172-2577870-73****Notice For Public Hearing**

It is for the information of all concerned regarding conducting the Public Hearing for obtaining Environment Clearance for the project manufacturing CRA sheets and steel pipes " Located at Khasra No. 54/6, 7, 14, 15, 16/1, 17/1, 24/1, 25, 55/11/1, 20, 21/1, 22/2, 70/1, 2/1, 2/2, 3/1, 9, 10/1, 10/2, 11, 71/5 & 6 Village, Dudhola, Tehsil & District Palwal Haryana by M/s Prompt Enterprises Private Limited. This project is covered under the ambit of Environment Impact Assessment Notification dated 14th Sep, 2006 issued by the Ministry of Environment, Forest and Climate Change Department, GOI, thus required to obtain Environmental Clearance. The detail of unit/project and date, time & venue of Public Hearing is given as under:-

Sr. No.	Name of the Unit	Date of Public Hearing	Time of Public Hearing	Venue of Public Hearing
1.	M/s Prompt Enterprises Private Limited Plot No. 10-11, Sector-4, Ballabgarh, Faridabad-121004, Haryana.	29.05.2024	11:00 A.M	Village Dudhola, District Palwal Pin code 121102, Haryana.

As a part of procedure for seeking the Environmental clearance, notified by the Ministry of Environment, Forest & Climate Change Department, Govt. of India, New Delhi vide Notification No. S.O. 1533 (E), dated 14.9.2006, the project proponent mentioned above have applied to the Haryana State Pollution Control Board, for **conducting a Public Hearing so as to obtain views, suggestions and objection, if any, of the nearby Public on the proposed project. Copies of executive summary of the project and EIA study report, submitted by the project proponent, are available in the following offices, which can be perused during office hours, on any working day : -**

1. Deputy Commissioner, Palwal.
2. Regional Officer, Haryana State Pollution Control Board, II-Floor, HSVP Office Complex, Near Gymkhana Club, Sector-12, Palwal-121102.
3. O/o Chairman Zila Parishad, Palwal.
4. O/o Commissioner, Municipal Council, Palwal.
5. District Development and Panchyat Officer, Palwal.
6. Deputy Director, District Industries Centre, Palwal.

Notice is hereby given to all concerned, to file suggestions, views, comments and objections, if any, on the proposed project, to the Chairman, Haryana State Pollution Control Board, C-11, Sector -6, Panchkula as well as Regional Officer, Haryana State Pollution Control Board, II-Floor, HSVP Office Complex, Near Gymkhana Club, Sector-12, Palwal-121102 within 30 days, Besides, Public Hearing also will be held on the date, time & Venue mentioned above **at the proposed site** of the project, which can be attended by any person including bonafide residents, Environmental group and other located at the project site / sites of displacement / sites likely to be affected. Oral/Written

I/248397/2024

suggestion, if any be admissible for attending the Public Hearing.
No TA/DA will be admissible for attending the Public Hearing.

Pardeep Kumar, IAS
Member Secretary

KEEP HARYANA CLEAN AND POLLUTION FREE

Prompt Enterprises Pvt. Ltd.

CIN No. : U51909HR2004PT012346
Registered Office : B-3/7, First Floor, Yamuna Vihar,
New Delhi-110053 (INDIA)
Manufacturing : CRCA Steel Tubes



Date: 25-01-2024

To,
The Member Secretary
Haryana State Pollution Control Board
Sector-6, Panchkula
(Haryana)

Sub: Regarding conducting Public Hearing for obtaining Environment clearance for the project
"Manufacturing of CRCA sheets and Steel Pipes" Located at Khasra No 54//6, 7, 14, 15, 16/1, 17/1, 24/1,
25, 55//11/2, 20, 21/1, 21/2, 70//1, 2/1, 2/2, 3/1, 9, 10/1, 10/2, 11, 71//5 & 6 Village: Dudhola, Tehsil &
District: Palwal, Haryana by M/s Prompt Enterprises Private Limited.

Respected Sir,

In reference to your letter dated 04.01.2024 on the abovesaid subject, it is stated that we have submitted 10
Sets of Draft Environment Impact Assessment Report prepared in accordance with the Terms of Reference
communicated after Scoping along with the 10 Sets of Executive Summary in English and Hindi both in
Hard as well as in soft copy to the concerned Regional Office, Palwal, Haryana State Pollution Control
Board.

Receiving copy of submission of 10 sets of Draft Environment Impact Assessment Report is attached as
Annexure-1.

Receiving copy of Demand Draft of 150000/- as Fees submitted to Head Office, Haryana State Pollution
Control Board is attached as **Annexure-2.**

Also, we are hereby submitting 01 Set of Draft Environment Impact Assessment Report along with
Executive Summary in English and Hindi for your kind reference.

We request you to process our application for further perusal.

Thanking You,

Yours Sincerely,

With ~~the~~ **Prompt Enterprises Pvt. Ltd.**

M/S Prompt Enterprises Pvt. Ltd.

Address : Palwal, Haryana

Plant 1 : Palwal, Haryana
Plant 2 : Palwal, Haryana
Plant 3 : Palwal, Haryana
Plant 4 : Palwal, Haryana

Plant 5 : Palwal, Haryana
Plant 6 : Palwal, Haryana
Plant 7 : Palwal, Haryana
Plant 8 : Palwal, Haryana
Plant 9 : Palwal, Haryana
Plant 10 : Palwal, Haryana

Prompt Enterprises Pvt. Ltd.

CIN No. :- U51909DL2003PTC123366
Registered Office :- B-3/7, First Floor, Yamuna Vihar,
New Delhi-110053 (INDIA)
Manufacturing :- ERW Steel Tubes



To,
The Regional Officer (Palwal Region)
Haryana State Pollution Control Board
2nd Floor, HSVP office Complex, Near Gym Khana Club
Palwal (Haryana)

Date: 16 October 2023

Sub: Regarding conducting Public Hearing for obtaining Environment clearance for the project
"Manufacturing of CRCA sheets and Steel Pipes" Located at Khasra No 54//6, 7, 14, 15, 16/1,
17/1, 24/1, 25, 55//11/2, 20, 21/1, 21/2, 70//1, 2/1, 2/2, 3/1, 9, 10/1, 10/2, 11, 71//5 & 6 Village:
Dadhola, Tehsil & District: Palwal, Haryana by M/s Prompt Enterprises Private Limited.

Respected Sir/Madam,

With reference to the above-mentioned subject, we are hereby submitting Draft Environment
Impact Assessment Report to your concerned office for conducting public hearing as a part of EIA
process for category B1.

As per directives of Honorable National Green Tribunal NGT order dated 12th February, 2020 and
MoEF & CC Gazette notification vide a S.O. no. 3250(E) dated 20th July, 2022, the standalone cold
rolling stainless steel manufacturing industries/ units are exempted from Public hearing provided
the application for the grant of TOR shall be made within a period of 1 (one) year from the date of
the notification vide a S.O. no. 3250(E) dated 20th July, 2022. Hence no public consultation is
required for existing part of the industry at Village Dhatir, Tehsil and District: Palwal.

Public Hearing is applicable only for the expansion part of the industry. Therefore, public hearing
has to be carried at Village: Dadhola, Tehsil and District: Palwal (Haryana).

~~Please accept our application along with copy of Draft EIA (10 sets), Executive Summary (English
and Hindi) along with the demand draft of 150000 as fees in favour of Member Secretary, Haryana
State Pollution Control Board payable at Panchkula for conducting public hearing.~~

Thanking You,

Yours Sincerely,

For M/s Prompt Enterprises PVT Ltd

Authorized Signatory

Enclosed DD No - 530600

CC to - The Member Secretary,
Haryana State Pollution Control Board
C-11, Sector-6, Panchkula, Haryana-131106

Plant-I Plot No. 10 & 11, Sector-1, Ballabgarh,
Faridabad (121004), Haryana (INDIA)

Plant-II Village Gadpur, Palwal (121102), Haryana
Plant-III Village Dhatir, Palwal (121102), Haryana

+91 (0129) 4069072 / 9205059072 / 73 / 74
(0129) 4069074

www.promptsteel.com / account@promptsteel.com
vw.promptsteel.com

22/10/23
Haryana State Pollution Control Board
C-11, Sector 6, Panchkula



परियोजना का कार्यकारी सारांश

1. परिचय

प्रॉम्ट एंटरप्राइजेज प्राइवेट लिमिटेड की स्थापना वर्ष 2008 में हुई थी। यह ईआरडब्ल्यू स्टील पाइप और कोल्ड रोलड ब्लोज एनील्ड (सीआरसीए) शीट जैसे संरचनात्मक स्टील घटकों का निर्माण करती है। वर्तमान में, इसका धतीर गांव में सीआरसीए शीट और ईआरडब्ल्यू स्टील पाइप का विनिर्माण संयंत्र है जो 2021 से शुरू हुआ है। इसकी क्षमता 600 मीट्रिक टन/दिन सीआरसीए शीट और 95 मीट्रिक टन/दिन ईआरडब्ल्यू स्टील पाइप की है। अब धतीर गांव में मौजूदा संयंत्र को दुधोला गांव में उच्च उत्पादन क्षमता के लिए विस्तारित करने का प्रस्ताव है। विस्तार के बाद, कुल प्रस्तावित उत्पादन क्षमता 2100 मीट्रिक टन/दिन सीआरसीए शीट और 95 मीट्रिक टन/दिन ईआरडब्ल्यू स्टील पाइप होगी।

इससे पहले, कोल्ड रोलिंग गतिविधियाँ ईआईए अधिसूचना 2006 और उसके बाद के संशोधनों के दायरे में शामिल नहीं थीं, इसलिए इस परियोजना पर पर्यावरणीय मंजूरी लागू नहीं थी। मौजूदा परियोजना ने हरियाणा प्रदूषण नियंत्रण बोर्ड से पत्र संख्या के माध्यम से संचालन की सहमति प्राप्त कर ली है। एचएसपीसीबी/सहमति/: 313102621PALCTO13467003 दिनांक 02/08/2021 सीआरसीए शीट @600 मीट्रिक टन/दिन और ईआरडब्ल्यू स्टील पाइप @95 मीट्रिक टन/दिन की क्षमता के लिए 30/09/2023 तक वैध है। मौजूदा परियोजना ने पेट्रोलियम से पेट्रोलियम वर्ग बी की स्थापना के लिए लाइसेंस प्राप्त किया है (P/NC/HN/15/1870 (P394505))- जो 31/12/2023 तक वैध है।

माननीय राष्ट्रीय हरित अधिकरण, एनजीटी के आदेश दिनांक 12 फरवरी, 2020 एवं पर्यावरण एवं वन मंत्रालय के निर्देशों के अनुसार, स्टैंडअलोन कोल्ड रोलिंग स्टेनलेस स्टील विनिर्माण उद्योगों को उनकी उत्पादन क्षमता के बावजूद 3 (ए) धातुकर्म उद्योगों के रूप में वर्गीकृत परियोजना/गतिविधि के तहत पूर्व पर्यावरण मंजूरी की आवश्यकता होती है और उन्हें सार्वजनिक सुनवाई से छूट दी जाती है, बशर्ते टीओआर के अनुदान के लिए आवेदन एक अवधि के भीतर किया जाना चाहिए। अधिसूचना की तारीख से 1 (एक) वर्ष की इसलिए, उद्योग के मौजूदा हिस्से के लिए किसी सार्वजनिक परामर्श की आवश्यकता नहीं है। हालाँकि, परियोजना के विस्तार भाग के लिए, सार्वजनिक सुनवाई लागू है। ईआईए अधिसूचना 14 सितंबर, 2006 और उसके संशोधन के अनुसार, परियोजना श्रेणी 3 (ए) में सूचीबद्ध है और श्रेणी "बी" के अंतर्गत आती है, अर्थात्, अन्य सभी गैर विषैले माध्यमिक धातुकर्म प्रसंस्करण उद्योग और कुल उत्पादन के रूप में "बी 1" के अंतर्गत आता है। 8,01,175 टन प्रति वर्ष जो 5000 टन प्रति वर्ष से अधिक है।

पर्यावरण मंजूरी के लिए टीओआर अनुदान के लिए 04 अप्रैल 2023 को एसईआईए, हरियाणा को ऑनलाइन आवेदन जमा किया गया। ऑटो टीओआर 07 अप्रैल 2023 को SEIAA, हरियाणा से जारी किया गया है। एसईआईए, हरियाणा द्वारा जारी टीओआर पत्र जैसा कि एफ.एन.ओ. द्वारा प्राप्त किया गया है। SEIAA/HR/2023/329 दिनांक 07 अप्रैल 2023। इसी संबंध में यह EIA रिपोर्ट तैयार की गई है।

2. परियोजना स्थल

यह परियोजना ग्राम धतीर, जिला पलवल, हरियाणा में स्थित है। परियोजना की मुख्य विशेषताएं तालिका 2.1 में दर्शाई गई हैं।

तालिका 2.1. परियोजना की मुख्य विशेषताएं

क्रमांक	विवरण	मौजूदा इकाई	प्रस्तावित विस्तार इकाई	कुल
1	उत्पादन क्षमता	सीआरसीए शीट: 600 मीट्रिक टन/दिन ईआरडब्ल्यू स्टील पाइप: 95 मीट्रिक टन/दिन	सीआरसीए शीट: 1500 मीट्रिक टन/दिन ईआरडब्ल्यू स्टील पाइप: शून्य	सीआरसीए शीट्स: 2100 मीट्रिक टन/दिन ईआरडब्ल्यू स्टील पाइप: 95 मीट्रिक टन/दिन
2	क्षेत्रफल (वर्गमीटर)	42443 वर्गमीटर	60879.288 वर्गमीटर	103322.288 वर्गमीटर
3	स्थायी कर्मियों की संख्या	100	150	250
4	अस्थायी श्रमिकों की संख्या	300	350	650
5	कच्चा माल	700 मीट्रिक टन/दिन एचआरसीए शीट्स	1700 मीट्रिक टन/दिन एचआरसीए शीट्स	2400 मीट्रिक टन/दिन एचआरसीए शीट्स
6	कुल पानी की मांग	4 केएलडी (घरेलू उपयोग के लिए)	23.675 केएलडी (घरेलू उपयोग के लिए)	27.675 केएलडी 28 केएलडी के लिए (घरेलू उपयोग)
		65 केएलडी (संयंत्र संचालन)	398 केएलडी (संयंत्र संचालन)	463 केएलडी (संयंत्र संचालन)

7	अपशिष्ट जल उत्पन्न	3 केएलडी (घरेलू प्रवाह)	21 केएलडी (घरेलू प्रवाह)	24.03 केएलडी मान लीजिए 24 केएलडी (घरेलू प्रवाह)
		52 केएलडी (औद्योगिक बहिःसाव)	318 केएलडी (औद्योगिक प्रवाह)	370 केएलडी (औद्योगिक बहिःसाव)
8	ईटीपी क्षमता (>उत्पन्न कुल अपशिष्ट जल से 20% अधिक)	220 केएलडी	230 केएलडी	450 केएलडी
9	एसटीपी क्षमता (>उत्पन्न कुल अपशिष्ट जल से 25% अधिक)	कुल उत्पन्न अपशिष्ट जल = 24 केएलडी एसटीपी क्षमता = 30 केएलडी		30 केएलडी
10	बिजली की मांग	4.2 मेगावाट	7.5 मेगावाट	11.7 मेगावाट
11	आरडब्ल्यूएच गड्डे	3 आरडब्ल्यूएच भंडारण टैंक		3
12	पार्किंग	318 ईसीएस		318 ईसीएस
13	पीएनजी गैस की आवश्यकता	450 एमएमबीटीयू/दिन	550 एमएमबीटीयू/दिन	1000 एमएमबीटीयू/दिन

परियोजना स्थल के आसपास पर्यावरण-संवेदनशील क्षेत्र: परियोजना स्थल के 15 किमी क्षेत्र के भीतर कोई राष्ट्रीय उद्यान/वन्यजीव अभयारण्य/बायोस्फीयर रिजर्व/बाघ रिजर्व/हाथी रिजर्व आदि मौजूद नहीं हैं।

उद्योग: प्रॉम्ट एंटरप्राइजेज प्राइवेट लिमिटेड (गॉडपुरी) लगभग स्थित है। एनएनई दिशा में 5.52 किमी. इसके अलावा, जे डी संस स्टील्स प्राइवेट लिमिटेड, श्री बालाजीटेक इंडिया, जीएनयू स्टील कास्टिंग प्राइवेट लिमिटेड, जीएनयू स्टील कास्टिंग प्रा. लिमिटेड, मेस्ट्रो इंटरनेशनल, फेरॉन ट्यूब्स प्राइवेट लिमिटेड, एसजी इंडस्ट्रीज आदि आसपास स्थित उद्योग हैं।

a. उत्पाद और क्षमताएँ

मौजूदा संयंत्र में, कोल्ड रोलिंग डिवीजन (सीआरडी) कोल्ड रोल्ल स्ट्रिप्स (सीआरसीए), और स्टील पाइप का उत्पादन करता है। टाटा स्टील लिमिटेड से खरीदे गए हॉट रोल कॉइल्स का उपयोग इस संयंत्र के

लिए प्रमुख कच्चे माल के रूप में किया जाता है। परियोजना की उत्पादन क्षमता नीचे तालिका 2.2 में उल्लिखित है।

तालिका 2.2 परियोजना की उत्पादन क्षमता

क्रम संख्या	उत्पाद	मात्रा		कुल उत्पादन क्षमता	इकाई
		मौजूदा संयंत्र	विस्तार इकाई		
1	सीआरसीए शीट	600	1500	2100	मीट्रिक टन/दिन
2	स्टील पाइप	95	-	95	मीट्रिक टन/दिन

- b. **आकार:** यह एक मध्यम स्तर की इकाई है जिसकी अनुमानित परियोजना लागत 262 करोड़ रुपये है। वर्तमान में यह संयंत्र कुल लगभग संलग्न है। नियमित और संविदा आधार पर 400 कर्मचारी, जिन्हें परियोजना के विस्तार पर बढ़ाकर 900 कर दिया जाएगा।
- c. **भूमि क्षेत्र:** संयंत्र 103322.288 वर्गमीटर [42443 वर्गमीटर (मौजूदा संयंत्र) 60879.288 वर्गमीटर (प्रस्तावित विस्तार इकाई)] भूमि के क्षेत्र में संचालित हो रहा है।
- d. **कच्चा माल:** संयंत्र के लिए आवश्यक कच्चा माल हॉट रोल्ड लो कार्बन स्टील कॉइल्स है। स्टेनलेस स्टील के हॉट रोल्ड कॉइल टाटा स्टील लिमिटेड से खरीदे जाते हैं, कच्चे माल की आवश्यक मात्रा तालिका 2.3 में उल्लिखित है।

तालिका 2.3 आवश्यक कच्चे माल की अनुमानित मात्रा

क्र.सं.	उत्पाद	मात्रा (मौजूदा संयंत्र)	मात्रा (प्रस्तावित विस्तार इकाई)	कुल मात्रा
1	स्टेनलेस स्टील की 1 हॉट रोल्ड कॉइल	700 मीट्रिक टन/दिन	1700 मीट्रिक टन/दिन	2400 मीट्रिक टन/दिन

अन्य आवश्यक कच्चे माल विभिन्न एसिड, ईंधन, अमोनिया, रोलिंग तेल, पैकेजिंग लकड़ी आदि हैं। इन सामग्रियों को घरेलू बाजार से खरीदा जाता है। कच्चे माल की अनुमानित वार्षिक हैंडलिंग इस प्रकार है। सभी कच्चे माल को मल्टी एक्सल ट्रकों का उपयोग करके सड़क मार्ग से लाया जाता है।

3. अध्ययन क्षेत्र की पर्यावरणीय सेटिंग

आधारभूत पर्यावरणीय स्थिति का मूल्यांकन प्राथमिक और द्वितीयक डेटा के आधार पर किया गया था, जो या तो साइट-क्षेत्र अवलोकन के माध्यम से एकत्र किया गया था या सिंचाई विभाग, भारत मौसम विज्ञान विभाग (आईएमडी), केंद्रीय भूजल बोर्ड, भारतीय भूवैज्ञानिक सर्वेक्षण, राज्य भूजल विभाग जैसी एजेंसियों से प्राप्त किया गया था। , राज्य प्रदूषण नियंत्रण बोर्ड, भारत की जनगणना और स्थानीय वन विभाग, गैर-सरकारी एजेंसियां। द्वितीयक और प्राथमिक डेटा के विश्लेषण और अनुमानित प्रभावों से स्थापित आधारभूत स्थिति की चर्चा नीचे की गई है। साथ में शमन उपाय भी उपलब्ध कराये गये हैं।

3.1. भूमि पर्यावरण

भूमि उपयोग

चूंकि संयंत्र 2021 से परिचालन में है, इसलिए संयंत्र का भूमि उपयोग और भू-आकृति औद्योगिक है। जमीन पर प्रॉम्ट एंटरप्राइजेज प्राइवेट लिमिटेड का कब्जा है।

मिट्टी के प्रकार:

जिले में प्रमुख मिट्टी के प्रकार रेतीली मिट्टी हैं। परियोजना स्थल पर मिट्टी का प्रकार रेतीली मिट्टी है। भूमि पर्यावरण का वर्णन 10 किमी के दायरे में अध्ययन क्षेत्र के भूमि उपयोग/भूमि आवरण द्वारा किया जाता है।

ढलान विश्लेषण:

परियोजना क्षेत्र का भू-भाग थोड़ा उतार-चढ़ाव वाला है। परियोजना स्थल पर उच्चतम समोच्च स्तर 197 मीटर एएमएसएल है। परियोजना स्थल पर न्यूनतम समोच्च स्तर 191 मीटर एएमएसएल है।

कटाव/धसान

भू-भाग समतल भूमि होने के कारण धंसाव की कोई संभावना नहीं है और बारिश के दौरान कटाव/धंसाव की किसी भी संभावना को रोकने के लिए पर्याप्त हरित पट्टी प्रदान की गई है।

भूकंपीयता:

भारतीय मानक भूकंपीय क्षेत्र मानचित्र के अनुसार यह क्षेत्र जोन IV के अंतर्गत आता है। भारतीय मानक संहिता के नवीनतम प्रावधानों को ध्यान में रखते हुए यह परियोजना भूकंप प्रतिरोधी है। भूकंपीय प्रभावों को कम करने के लिए उपयुक्त डिजाइन बनाया गया था।

मिट्टी की गुणवत्ता

शुष्क जलवायु के कारण, मिट्टी शुष्क भूरी (सोलोनाइज्ड) और सीरोज़ेम है। पलवल जिले की मिट्टी को उष्णकटिबंधीय और भूरी मिट्टी के रूप में वर्गीकृत किया गया है, जो जिले के प्रमुख हिस्सों में मौजूद है: अधिकांश मिट्टी मध्यम बनावट की है। सभी ब्लॉकों में दोमट रेत की बनावट औसत है। क्षेत्र के बड़े हिस्से में मिट्टी में मध्यम लवणता, उच्च लवणता और मध्यम क्षारीयता का खतरा है। परियोजना क्षेत्र में मिट्टी की विशेषताओं को प्राप्त करने के लिए अध्ययन के दौरान मिट्टी का विश्लेषण किया गया। मिट्टी के नमूने के विश्लेषण से प्राप्त परियोजना स्थल की मिट्टी की भौतिक-रासायनिक विशेषताएं अध्याय-3 में प्रस्तुत की गई हैं।

3.2. जल पर्यावरण

पानी की मांग

निर्माण चरण के दौरान पानी की आवश्यकता निजी पानी की टंकी से थी।

कर्मचारियों के लिए पानी की मांग: पानी का स्रोत बोरवेल है। श्रमिकों के लिए कुल ताजे पानी की आवश्यकता 18.23 केएलडी है (मौजूदा इकाई में =4 केएलडी विस्तार इकाई =14.225 केएलडी)। संयंत्र संचालन में पानी की मांग: दोनों इकाइयों (मौजूदा विस्तार इकाई) के संचालन के लिए कुल पानी की मांग 463 KLD है। ताजे पानी की आवश्यकता 149 KLD है। दोनों इकाइयों (मौजूदा विस्तार इकाई) के संचालन के लिए उपचारित पानी की आवश्यकता 314 केएलडी है। भूजल ताजे पानी की आपूर्ति का स्रोत है।

मलजल की मात्रा, उपचार, पुनः उपयोग

अपशिष्ट उत्पादन और प्रबंधन: जहां तक पानी का सवाल है, अपशिष्ट जल, कूलिंग टॉवर पानी को उड़ा देते हैं, संयंत्र की विभिन्न इकाइयों से उत्पन्न अपशिष्ट जल को अपशिष्ट उपचार संयंत्रों में ले जाया जाता है, जिसके बाद रिवर्स ऑस्मोसिस संयंत्र लगाया जाता है।

परियोजना से उत्पन्न कुल अपशिष्ट 370 KLD है। परियोजना से उत्पन्न अपशिष्ट को 450 केएलडी ईटीपी में उपचारित किया जाएगा।

तालिका- 3.2.1. संयंत्र संचालन द्वारा अपशिष्ट उत्पादन का सारांश

S. No.	विवरण	मौजूदा इकाई	विस्तार इकाई	कुल

1	परियोजना संचालन के लिए कुल पानी की आवश्यकता	65 केएलडी	398 केएलडी	463 केएलडी
2	परियोजना से उत्पन्न प्रवाह	52 केएलडी	318 केएलडी	370 केएलडी
3	ईटीपी क्षमता	220 केएलडी	230 केएलडी	450 केएलडी

कर्मचारियों और प्रबंधन द्वारा अपशिष्ट जल उत्पादन: संयंत्र में कर्मचारियों द्वारा अपशिष्ट जल का उत्पादन 24 केएलडी होगा। संयंत्र संचालन (ईटीपी से प्राप्त उपचारित अपशिष्ट) और कर्मचारियों द्वारा उत्पन्न कुल अपशिष्ट जल 170 केएलडी है जिसे एसटीपी की 220 केएलडी क्षमता में उपचारित किया जाएगा।

तालिका 3.2.2. कर्मचारियों द्वारा अपशिष्ट जल उत्पादन का सारांश

क्र. सं.	विवरण	केएलडी में
1	कुल जल आवश्यकता	38
2	कर्मचारियों द्वारा उत्पन्न अपशिष्ट जल (80% ताजा पानी + 100% उपचारित पानी)	24
5	एसटीपी क्षमता (उत्पन्न अपशिष्ट जल से 25% अधिक)	30

तूफान जल निकासी और वर्षा जल संचयन

चयनित स्थान पर 507 घन मीटर क्षमता के 3 वर्षा जल संचयन भंडारण टैंक प्रदान करने की गणना की गई है, जो क्षेत्र से अधिकतम अपवाह को पकड़ता है।

तूफान जल निकासी और वर्षा जल संचयन

3.3. वायु पर्यावरण

निर्माण चरण के दौरान, वायु प्रदूषकों की प्रमुख चिंता PM2.5, PM10 हैं क्योंकि SO2, NO2 और CO जैसे अन्य उत्सर्जन का प्रभाव महत्वपूर्ण नहीं था क्योंकि स्रोतों की प्रकृति ऐसी थी कि उत्सर्जन स्थानिक के साथ-साथ अस्थायी रूप से भी वितरित किया गया था।

निर्माण गतिविधियों से होने वाले धूल उत्सर्जन के लिए व्यापक शमन उपायों और सर्वोत्तम निर्माण प्रथाओं की आवश्यकता थी।

प्रदूषकों के पर्याप्त फैलाव को सुनिश्चित करने के लिए मानक के अनुसार बॉयलर और गैस जेन सेट के ढेर को पर्याप्त ऊंचाई प्रदान की गई थी। निर्माण के दौरान धूल को दबाने के लिए पानी के छिड़काव का उपयोग किया गया था। ऑपरेशन चरण के दौरान, हरित पट्टी और हरित क्षेत्र का विकास वायु प्रदूषकों को प्रतिबंधित और अवशोषित करना है।

3.4. शोर का वातावरण

अध्ययन क्षेत्र के भीतर सात स्थानों पर शोर का स्तर देखा गया। शोर की निगरानी की गई है और शोर निगरानी के परिणाम क्रमशः दिन और रात के समय औद्योगिक, आवासीय वाणिज्यिक और मूक क्षेत्र के लिए सीपीसीबी द्वारा परिवेशीय शोर गुणवत्ता मानकों की अनुमेय सीमा के भीतर हैं।

निर्माण अवधि के दौरान निर्माण उपकरणों से निकलने वाला शोर बहुत अधिक होता है और शोर को कम करने के लिए व्यावसायिक निवारक उपायों और अस्थायी शोर अवरोधों की आवश्यकता होती है, दिन के समय तेज शोर गतिविधियों को प्रतिबंधित किया जाता है, गैस जेन सेट के लिए पीपीई और ध्वनिक बाड़ों का प्रावधान किया जाता है। ऑपरेशन चरण में, गैस जेन सेट और ग्रीन बेल्ट वृक्षारोपण के ध्वनिक बाड़ों के माध्यम से ध्वनि प्रदूषण की जाँच की गई है।

3.5. जैविक पर्यावरण

अध्ययन क्षेत्र में कोई संरक्षित क्षेत्र, आरक्षित वन या अभयारण्य नहीं है। परियोजना में कोई पेड़ काटना भी शामिल नहीं था। हालाँकि, परियोजना स्थल के भीतर कुल 10332.2 वर्ग मीटर यानी खुले क्षेत्र का 10% हरित क्षेत्र प्रदान किया गया था। साथ ही वृक्षारोपण, हरियाली भी हो रही है। प्रस्तावित भूदृश्य में देशी प्रजातियाँ शामिल हैं जो प्रदूषण को कम करती हैं और सौंदर्य की स्थिति में सुधार करती हैं।

3.6. सामाजिक-आर्थिक वातावरण

अध्ययन क्षेत्र में लगभग शामिल है। 113 गांव बफर जोन में आते हैं। अध्ययन क्षेत्र कृषि भूमि का घर है और कई उद्योग विकासशील चरण में मौजूद हैं।

इसके अलावा, परियोजना आसपास के क्षेत्र के बुनियादी ढांचे के विकास और परियोजना के निर्माण और संचालन के दौरान स्थानीय श्रमिकों के लिए नौकरी के अवसर को जोड़ती है।

3.7. जैविक पर्यावरण

अध्ययन क्षेत्र में कोई संरक्षित क्षेत्र, आरक्षित वन या अभयारण्य नहीं है। परियोजना में कोई पेड़ काटना भी शामिल नहीं था। हालाँकि, परियोजना स्थल के भीतर कुल 10332.2 वर्ग मीटर यानी खुले क्षेत्र का 10% हरित क्षेत्र प्रदान किया गया था। साथ ही वृक्षारोपण, हरियाली भी हो रही है। प्रस्तावित भूदृश्य में देशी प्रजातियाँ शामिल हैं जो प्रदूषण को कम करती हैं और सौंदर्य की स्थिति में सुधार करती हैं।

3.8. सामाजिक-आर्थिक वातावरण

अध्ययन क्षेत्र में लगभग शामिल है। 113 गांव बफर जोन में आते हैं। अध्ययन क्षेत्र कृषि भूमि का घर है और कई उद्योग विकासशील चरण में मौजूद हैं।

4. पार्किंग एवं यातायात प्रबंधन

परियोजना स्थल पर कारों, ट्रकों और अन्य ऑटोमोबाइल की पार्किंग के लिए पर्याप्त व्यवस्था होगी। कारों और अन्य वाहनों की पार्किंग के लिए परियोजना स्थल पर अलग-अलग स्थान निर्धारित किए गए हैं। पार्किंग योजना इस प्रकार तैयार की गई है कि किसी भी समय पार्किंग स्थल की दहलीज पर यातायात की बाधा उत्पन्न नहीं होगी। हरियाणा बिल्डिंग उपनियम, 2017 के अनुसार आवश्यक कुल पार्किंग 213 ईसीएस है और प्रदान की गई पार्किंग 318 ईसीएस है।

5. बिजली की आवश्यकता, स्रोत और बैकअप व्यवस्था

11.7 मेगावाट (मौजूदा इकाई में 7.5 मेगावाट + प्रस्तावित विस्तार इकाई में 4.2 मेगावाट) की बिजली की आवश्यकता दक्षिण हरियाणा बिजली वितरण निगम से पूरी होती है। हालाँकि, पावर बैकअप के रूप में, 2500 किलोवाट की क्षमता वाले तीन गैस जेन सेट वर्तमान में संयंत्र के भीतर उपयोग में हैं।

6. ऊर्जा संरक्षण

जहां भी संभव हो, निष्क्रिय सौर वास्तुकला का उपयोग करके ऊर्जा संरक्षण के प्रयास किए जा रहे हैं।

ऊर्जा कुशल विशेषताएं

परियोजना की ऊर्जा दक्षता विशेषताएं हैं:

- सामान्य क्षेत्रों में एलईडी आधारित प्रकाश व्यवस्था
- ऊर्जा कुशल मोटर्स और पंप
- गर्मी के लाभ और हानि को कम करने के लिए उपयुक्त डिज़ाइन

7. ठोस अपशिष्ट प्रबंधन

मौजूदा इकाई से उत्पन्न होने वाला कुल ठोस कचरा 103 किलोग्राम/दिन है और प्रस्तावित इकाई के लिए 128.75 किलोग्राम/दिन और परिदृश्य के लिए 0.51 किलोग्राम/दिन है, इसलिए मौजूदा और विस्तार इकाई सहित कुल अपशिष्ट 232.26 किलोग्राम/दिन होगा। कचरे को ठोस अपशिष्ट संग्रह क्षेत्र में एकत्र किया जाएगा, अलग किया जाएगा, नगरपालिका कचरे का निपटान अधिकृत कचरा संग्रहकर्ता के माध्यम से किया जाएगा और पुनर्चक्रण योग्य कचरे को अधिकृत पुनर्चक्रणकर्ताओं को सौंप दिया जाएगा। संचालन चरण के दौरान अपशिष्ट प्रबंधन: नगरपालिका ठोस अपशिष्ट नगरपालिका ठोस अपशिष्ट (प्रबंधन और हैंडलिंग) नियम, 2016 के अनुसार बायोडिग्रेडेबल और गैर-बायोडिग्रेडेबल कचरे के लिए अलग-अलग संग्रह डिब्बे पर्याप्त संख्या में प्रदान किए जाएंगे। ऐसे डिब्बे से अपशिष्ट दैनिक आधार पर एकत्र किया जाएगा। निपटान के लिए अधिकृत एजेंसी को सौंप दिया गया। उत्पन्न गैर-खतरनाक मिल पैमाने के कचरे को घर में ही पुनर्चक्रित किया जाएगा। ईटीपी (गैर-खतरनाक) से निष्प्रभावी केक और संयंत्र संचालन से उत्पन्न प्रयुक्त तेल अपशिष्ट को अधिकृत पुनर्चक्रणकर्ताओं को सौंप दिया जाएगा।

8. अग्निशमन प्रणाली

इमारत को आग से बचाने के लिए फायर डिटेक्टर, फायर अलार्म और अग्निशमन प्रणाली सहित पर्याप्त अग्नि सुरक्षा सुविधाएं स्थापित की गई हैं। सभी अग्नि सुरक्षा सुविधाओं को नवीनतम राष्ट्रीय भवन संहिता के अनुसार डिज़ाइन किया गया था। अग्नि सुरक्षा उपकरणों की स्थापना से पहले इस संबंध में मंजूरी प्राप्त की जा रही है।

- अग्नि शामक
- नली रील और गीला राइजर
- यार्ड हाइड्रेंट

- मैनुअल रूप से संचालित इलेक्ट्रिक फायर अलार्म सिस्टम
- स्वचालित पहचान और अलार्म प्रणाली
- भूमिगत और छत स्तर पर अग्नि जल भंडारण टैंक

9. पर्यावरण प्रबंधन योजना

किसी भी प्रतिकूल पर्यावरणीय प्रभाव को कम करने और क्षेत्र के सतत विकास को सुनिश्चित करने के लिए परियोजना की संपूर्ण योजना, निर्माण और संचालन चरणों के दौरान पर्याप्त पर्यावरण प्रबंधन उपायों को शामिल किया गया था। 9.1 प्रस्तावित पर्यावरण प्रदूषण शमन उपायों को दर्शाता है।

तालिका 9.1 प्रस्तावित पर्यावरण प्रदूषण शमन उपाय

क्षेत्र	शमन उपाय
	निर्माण चरण:
पानी की गुणवत्ता	<ul style="list-style-type: none">• अस्वच्छ स्थिति से बचने के लिए परियोजना स्थल पर श्रमिकों के लिए शौचालय और पीने के पानी की सुविधाएं प्रदान की जाती हैं।
हवा की गुणवत्ता	<ul style="list-style-type: none">• धूल दमन के उपाय किए गए जैसे कि मिट्टी के काम और निर्माण सामग्री के रख-रखाव/अधिक ढुलाई के दौरान उड़ने वाली धूल को नियंत्रित करने के लिए उपयुक्त तरीकों से निर्माण स्थल के कमजोर क्षेत्रों के आसपास नियमित रूप से पानी का छिड़काव किया गया।• कम शोर और उत्सर्जन के साथ अच्छी कार्यशील स्थिति में उचित रूप से ट्यूब की गई मशीनरी, मोटर और पंप और वाहनों का उपयोग किया जा रहा है और उपयोग में न होने पर इंजन बंद कर दिए गए थे।
शोर स्तर	<ul style="list-style-type: none">• उच्च शोर स्तर के संपर्क में आने वाले निर्माण कर्मियों को कान मफलर आदि जैसे सुरक्षात्मक गियर प्रदान किए गए थे।
ठोस अपशिष्ट	<ul style="list-style-type: none">• अपशिष्ट निर्माण सामग्री का पुनर्चक्रण किया गया और अतिरिक्त निर्माण मलबे को स्थानीय मानदंडों के अनुरूप निर्दिष्ट स्थानों पर निपटाया गया।
परिदृश्य	<ul style="list-style-type: none">• परिसर के भीतर खुले स्थानों पर सदाबहार और सजावटी फूलों वाले पेड़ों, ताड़ के पेड़ों, झाड़ियों और ग्राउंड कवर के रोपण सहित उपयुक्त परिदृश्य

	<p>बनाया गया था, जो उड़ने वाली धूल को नियंत्रित करने और क्षेत्र के सौंदर्यशास्त्र में सुधार करने के दोहरे उद्देश्य को पूरा करेगा।</p>
सुरक्षा	<ul style="list-style-type: none"> निर्माण श्रमिकों के लिए दुर्घटनाओं/खतरों को रोकने के लिए व्यावसायिक सुरक्षा मैनुअल का अनुपालन करने वाले पर्याप्त सुरक्षा उपाय अपनाए गए थे। <p>ऑपरेशन स्टेज:</p>
पानी की गुणवत्ता	<ul style="list-style-type: none"> कुल क्षमता 30 केएलडी (मौजूदा + विस्तार) के एसटीपी में सीवेज का उपचार किया जाएगा। संपूर्ण उपचारित सीवेज का शीतलन, टॉयलेट फ्लशिंग और बागवानी के लिए पुनः उपयोग किया जाएगा। प्लांट के संचालन से उत्पन्न अपशिष्ट जल को 450 केएलडी क्षमता वाले ईटीपी में उपचारित किया जाएगा। ईटीपी से प्राप्त उपचारित पानी को संयंत्र संचालन में पुनर्चक्रित किया जाएगा। मानदंडों के अनुसार एसटीपी और ईटीपी प्रवाह गुणवत्ता की नियमित निगरानी की जाएगी।
हवा की गुणवत्ता	<ul style="list-style-type: none"> गैस जेन सेट और बॉयलर स्टैक के लिए पर्याप्त स्टैक ऊंचाई मानदंडों के अनुसार प्रदान की जाती है। मानदंडों के अनुसार बॉयलर और गैस जेन सेट से उत्सर्जन और परिवेशी वायु गुणवत्ता की नियमित निगरानी की जाती है।
शोर स्तर	<ul style="list-style-type: none"> गैस जेन सेट से आने वाले शोर को नियंत्रित करने के लिए गैस जेन सेट रूम को मानदंडों के अनुसार ध्वनिक उपचार किया जाता है। ईंधन दक्षता और शोर नियंत्रण के लिए मशीनरी, मोटर्स और पंप, कंप्रेसर, गैस जेन सेट आदि का उचित रखरखाव किया जाएगा। उच्च शोर वाले क्षेत्रों में काम करने वाले रखरखाव कर्मचारियों को व्यक्तिगत सुरक्षा उपकरण प्रदान किए जाते हैं।
ठोस अपशिष्ट	<ul style="list-style-type: none"> ठोस कचरे को जैविक और अकार्बनिक घटकों में अलग किया जाता है। गैर-बायोडिग्रेडेबल कचरे के पुनर्चक्रण और बायोडिग्रेडेबल कचरे के निपटान के लिए बायोडिग्रेडेबल और गैर-बायोडिग्रेडेबल दोनों प्रकार के कचरे को अधिकृत विक्रेताओं को बेचा जाता है।

	<ul style="list-style-type: none"> • एसटीपी से निकाले गए/सूखे कीचड़ का उपयोग बागवानी में खाद के रूप में किया जाता है।
खतरनाक कचरा	<ul style="list-style-type: none"> • संयंत्र संचालन के दौरान उत्पन्न खतरनाक अपशिष्ट और प्रयुक्त तेल अधिकृत पुनर्चक्रणकर्ताओं को बेचा जा रहा है।
जल छाजन	<ul style="list-style-type: none"> • भूजल में पुनर्भरण के माध्यम से 3 वर्षा जल संचयन भंडारण टैंक (मौजूदा + विस्तार) प्रदान किए जाएंगे।
परिदृश्य	<ul style="list-style-type: none"> • सड़ चुके पौधों के प्रतिस्थापन सहित पूरे वर्ष परिदृश्य का उचित रखरखाव।
सुरक्षा	<ul style="list-style-type: none"> • रखरखाव श्रमिकों के लिए दुर्घटनाओं/खतरों को रोकने के लिए व्यावसायिक सुरक्षा मैनुअल का अनुपालन करने वाले पर्याप्त सुरक्षा उपाय।

तालिका 9.2. ईएमपी लागत मौजूदा इकाई के निर्माण चरण और संचालन चरण के दौरान पहले ही खर्च हो चुकी है

ईएमपी लागत पहले से ही मौजूदा इकाई का निर्माण चरण और संचालन चरण			
क्र. सं.	विवरण	पूजीगत	लागत
1	वायु प्रदूषण नियंत्रण - वायु प्रदूषण नियंत्रण उपकरण, ढेर, धूआं निष्कर्षण प्रणाली, जल छिड़काव	50	2
2	जल प्रदूषण नियंत्रण - ईटीपी और एसटीपी	45	10
3	ठोस अपशिष्ट प्रबंधन - कूड़ेदान, खतरनाक अपशिष्ट के भंडारण की सुविधा	5	1
4	हरित क्षेत्र विकास	10	5
5	पर्यावरणीय निगरानी	0	2
6	मजदूरों को पी.पी.ई	5	6
7	अग्नि सुरक्षा एवं अग्नि उपकरण	25	3
कुल लागत		140	29
कुल ईएमपी लागत		140	

मौजूदा परियोजना के लिए कुल परियोजना लागत	7068
पूँजीगत लागत के ईएमपी का प्रतिशत	1.98

तालिका 9.3. विस्तार इकाई के निर्माण चरण के दौरान प्रस्तावित ईएमपी लागत

विस्तार इकाई के निर्माण चरण के दौरान प्रस्तावित ईएमपी लागत			
क्र. सं.	विवरण	पूँजीगत	लागत
1	वायु प्रदूषण नियंत्रण - वायु प्रदूषण नियंत्रण उपकरण, पानी का छिड़काव, पहिया धोने की सुविधा, सामग्री को ढकने के लिए तारापुलिन शीट, बैरिकेडिंग	15	2
2	ठोस अपशिष्ट प्रबंधन - कूड़ेदान, खतरनाक अपशिष्ट के भंडारण की सुविधा	2	0.50
3	हरित क्षेत्र विकास	10	1
4	पर्यावरणीय निगरानी	0	0.50
5	मजदूरों को पी.पी.ई	5	1
6	एंटी-स्मॉग गन का प्रावधान	10	1
निर्माण चरण के दौरान लागत		42	6

तालिका 9.4. विस्तार इकाई के संचालन चरण के दौरान प्रस्तावित ईएमपी लागत

क्र. सं.	विवरण	पूँजीगत	लागत

1	वायु प्रदूषण नियंत्रण - वायु प्रदूषण नियंत्रण उपकरण, ढेर, धूआं निष्कर्षण प्रणाली, जल छिड़काव	50	10
2	जल प्रदूषण नियंत्रण - ईटीपी और एसटीपी	75	18
3	ठोस अपशिष्ट प्रबंधन - कूड़ेदान, खतरनाक अपशिष्ट के भंडारण की सुविधा	5	3
4	हरित क्षेत्र विकास	40	10
5	पर्यावरणीय निगरानी	0	2
6	अग्नि सुरक्षा एवं अग्नि उपकरण	90	5
7	प्राथमिक चिकित्सा कक्ष का प्रावधान	10	2
ऑपरेशन चरण के दौरान कुल लागत		270	50
विस्तार परियोजना के निर्माण और संचालन चरण के लिए कुल प्रस्तावित ईएमपी लागत		312	
विस्तार परियोजना के लिए कुल परियोजना लागत		19132	
पूजीगत लागत के ईएमपी का प्रतिशत		1.630	

ईएमपी बजट के लिए आवंटित कुल पूजीगत लागत 452 लाख या 4.52 करोड़ है जो लगभग है। परियोजना के लिए कुल परियोजना लागत का 1.72% यानी 262 करोड़।

10. निष्कर्ष

पर्यावरणीय मूल्यांकन के आधार पर, ईआईए और ईएमपी में बताए गए उपायों के पर्याप्त कार्यान्वयन द्वारा संबंधित संभावित प्रतिकूल पर्यावरणीय प्रभावों को स्वीकार्य स्तर तक कम किया जा सकता है।

इसलिए, ईआईए अध्ययन के माध्यम से यह निष्कर्ष निकाला जा सकता है कि परियोजना का पर्यावरणीय प्रभाव बहुत ही नगण्य है और स्थानीय समुदाय पर महत्वपूर्ण सकारात्मक आर्थिक और सामाजिक प्रभाव है।

EXECUTIVE SUMMARY OF THE PROJECT

1. Introduction

Prompt Enterprises Pvt Ltd was established in the year 2008. It manufactures structural steel components like ERW steel pipes and cold rolled close annealed (CRCA) sheets. At present, it has manufacturing plant of CRCA sheets and ERW Steel Pipes in Dhatir village which is commenced from 2021. It has the capacity of 600 MT/Day CRCA sheets and 95 MT/Day ERW Steel Pipe. Now the existing plant at Dhatir village is proposed to expand for higher production capacity in the Dudhola Village. After expansion, total proposed production capacity will be 2100 MT/Day CRCA Sheets and 95 MT/Day ERW Steel Pipe.

Earlier, the cold rolling activities were not covered under the purview of the EIA Notification 2006 and its subsequent amendments, therefore Environmental Clearance was not applicable to this project. The existing project has obtained Consent to Operate from Haryana Pollution Control Board vide a letter no. HSPCB/Consent/: 313102621PALCTO13467003 dated 02/08/2021 valid up to 30/09/2023 for the capacity of CRCA sheets @600 MT/Day and ERW Steel Pipe @95 MT/Day. The existing project has obtained a license for the Installation of Petroleum class B from Petroleum & Explosives Safety Organization (PESO) vide License No. **P/NC/HN/15/1870 (P394505)** – which is valid up to 31/12/2023.

As per directives of Honorable National Green Tribunal NGT order dated 12th February, 2020 and MoEF&CC Gazette notification vide a S.O. no. 3250(E) dated 20th July, 2022, the standalone cold rolling stainless steel manufacturing industries require prior Environment Clearance under the project/activity classified as 3(a) Metallurgical Industries irrespective of their production capacity and are exempted from Public hearing provided the application for the grant of TOR shall be made within a period of 1 (one) year from the date of the notification vide a S.O. no. 3250(E) dated 20th July, 2022. Hence, no public consultation is required for the existing part of the industry. However, For the expansion part of the project, Public Hearing is applicable. As per EIA Notification 14th September, 2006 and its amendment thereof, the project listed in category 3(a) and falls under category “B” i.e., all other non-toxic secondary metallurgical processing industries and under “B1” as the total production is 8,01,175 tons per annum which is greater than 5000 tons per annum.

For Environment Clearance an application submitted online for the grant of TOR on 04 April 2023 to SEIAA, Haryana. Auto TOR is issued on 07 April 2023 from SEIAA, Haryana. TOR letter issued by the SEIAA, Haryana as received vide F.no. SEIAA/HR/2023/329 dated 07 April 2023. In this connection, this EIA report has been prepared.

M/s Prompt Enterprises Pvt. Ltd.

2. Project Site & Project Features

The project is located at the Village Dhatir & Dudhola, District Palwal, Haryana. Salient Features of the project is shown in the **Table 2.1.**

Table 2.1. Salient Features of the project

S. No.	Particulars	Existing Unit	Proposed Expansion Unit	Total
1	Production capacity	CRCA sheets: 600 MT/Day ERW Steel Pipe: 95 MT/Day	CRCA sheets: 1500 MT/Day ERW Steel Pipe: Nil	CRCA Sheets: 2100 MT/Day ERW Steel Pipe: 95 MT/Day
2	Area (sqm)	42443 sqm	60879.288 sqm	103322.288 sqm
3	No of Permanent Workers	100	150	250
4	No of Temporary Workers	300	350	650
5	Raw material	700 MT/Day HRCA Sheets	1700 MT/Day HRCA Sheets	2400 MT/Day HRCA Sheets
6	Total Water Demand	4 KLD for (Domestic usage)	23.675 KLD for (Domestic usage)	27.675 says 28 KLD (Domestic usage)
		65 KLD (Plant operation)	398 KLD (Plant operation)	463 KLD (Plant operation)
7	Wastewater Generated	3 KLD (Domestic Effluent)	21 KLD (Domestic Effluent)	24.03 KLD say 24 KLD (Domestic Effluent)
		52 KLD (Industrial Effluent)	318 KLD (Industrial Effluent)	370 KLD (Industrial Effluent)
8	ETP capacity (>20 % higher from total waste water generated)	220 KLD	230 KLD	450 KLD

9	STP capacity (>25 % higher from total waste water generated)	Total wastewater generated= 24 KLD STP capacity= 30 KLD		30 KLD
10	Power Demand	4.2 MW	7.5 MW	11.7 MW
11	RWH pits	3 RWH Storage Tanks		3
12	Parking	318 ECS		318 ECS
13	PNG Gas required	450 MMBTu /Day	550 MMBTu/Day	1000 MMBTu/Day

Eco-sensitive Areas around the project site: No national park/ wildlife sanctuary/ biosphere reserve/ tiger reserve/ elephant reserve etc. are present within 15 km area of the project site.

Industries: Prompt Enterprises Pvt Ltd (Godpuri) is located approx. 5.52 km in the NNE direction. Apart from that, J D Sons Steels Pvt Ltd, Shree Balajitech india , GNU Steel Casting Pvt. Ltd, GNU Steel Casting Pvt. Ltd , Maestro International, Ferron Tubes Pvt. Ltd , S G INDUSTRIES , etc. are industries located nearby.

a. Product and Capacities

In the Existing Plant, the Cold Rolling Division (CRD) produces Cold Rolled Strips (CRCA), and Steel Pipes. The Hot Roll Coils purchased from Tata Steel Limited is used as a major raw material for this plant. The production capacity of project is mentioned below in the **Table 2.2**.

Table 2.2 Production capacity of project

S. No.	Product	Quantity		Total Production capacity	Unit
		Existing Plant	Expansion Unit		
1	CRCA Sheets	600	1500	2100	Metric Tonnes/Day
2	Steel Pipes	95	-	95	Metric Tonnes/Day

b. **Size:** This is a medium scale unit with approximate project cost of INR 262 Crore. At present this plant engages a total of approx. 400 staffs on regular and contractual basis which will be upraised to 900 upon expansion of the project.

c. **Land Area:** The plant is operating in an area of 103322.288 sqm [42443 sqm (Existing Plant) + 60879.288 sqm (Proposed Expansion Unit)] land.

Raw Materials

Raw material required for the plant is Hot rolled low carbon steel coils. Hot Rolled Coils of Stainless Steel are procured from Tata Steel Ltd required quantity of raw material is mentioned in the **Table 2.3**.

Table 2.3 Estimated Quantity of Raw material required

S. No.	Product	Quantity (Existing Plant)	Quantity (Proposed Expansion Unit)	Total Quantity
1	Hot Rolled Coils of Stainless Steel	700 MT/Day	1700 MT/Day	2400 MT/Day

Other required raw materials are different acids, fuels, ammonia, rolling oil, packaging wood etc. These materials are procured from domestic market. Approximate annual handling of raw materials is as follows. All raw materials are brought by road using multi axel trucks.

d. Environmental Setting of the Study Area

The baseline environmental status was assessed based on primary and secondary data collected either through in-site field observation or obtained from agencies such as Irrigation Department, India Meteorological Department (IMD), Central Ground Water Board, Geological Survey of India, State Ground Water Department, State Pollution Control Board, Census of India and Local Forest Department, Non-Governmental Agencies. The baseline status established from analysis of secondary and primary data and predicted impacts are discussed below. The mitigation measures are also provided along with.

3.1.Land Environment

Land use

Since the plant is in operation since 2021, the land use and landform of the plant is Industrial. The land is in possession of Prompt Enterprises Pvt Ltd.

Soil Type:

Major soil types in the district are Sandy clay & loamy. The soil type at the project site is Sandy clay. The land environment is described by land use / land cover of the study area within 10 km radius.

Slope Analysis:

The project area possesses slightly undulating terrain. The highest contour level at project site is 197 m AMSL & the lowest contour level at project site is 191 m AMSL. Difference between the highest & lowest level is 6 m.

Erosion/ Subsidence

There is no vulnerability of subsidence as the terrain is plain land and adequate green belt is provided to prevent any chances of erosion/subsidence during rains.

Seismicity:

The area falls under the Zone IV according to the Indian Standard Seismic Zoning Map. The project is earthquake resistant taking into account the latest provisions of Indian Standards Codes. Suitable design was made to mitigate the seismic impacts.

Soil Quality

Due to arid climate, the soils are Arid Brown (Solonised) and Sierozem. Soils of Palwal district are classified as tropical and brown soils, existing in major parts of the district: most of the soils are of medium texture. Loamy sand is the average textured in all blocks. Soils have moderate salinity hazards, high salinity and moderate alkalinity hazard in the major part of the area. In order to get the characteristics of the soil in the project area, soil analysis was carried out during study. The physico-chemical characteristics of the soil of the project site, as obtained from the analysis of the soil sample, are presented in Chapter-3.

3.2. Water Environment

Water demand

The water requirement during construction phase was from the private water tank.

Water demand for staff: The source of water is bore well. Total fresh water requirement for workers is 18.23 KLD (In the Existing Unit =4 KLD + Expansion Unit =14.225 KLD).

Water demand in the plant operation: Total water demand for the both unit (Existing + Expansion Unit) operation is 463 KLD. Fresh water requirement is 149 KLD & treated water requirement is 314 KLD for the both unit (Existing + Expansion Unit) operation. Ground water is the source of fresh water supply.

Sewage Quantity, Treatment, Reuse & Disposal

Effluent Generation and Management: As far as water is concerned Waste water, cooling tower blow down water, effluent water generated from the different units of the plant is taken to effluent treatment plants followed by Reverse Osmosis plant.

Total Effluent generated from the Project is 370 KLD. The effluent generated from the Project will be treated in the 450 KLD ETP.

Table- 3.2.1. Summary of effluent generation by plant operation

S. No.	Particulars	Existing Unit	Expansion Unit	Total
1	Total water requirement for Project operation	65 KLD	398 KLD	463 KLD
2	Effluent generated from the Project	52 KLD	318 KLD	370 KLD
3	ETP capacity	220 KLD	230 KLD	450 KLD

Waste-Water Generation by Staff and Management: Wastewater generation by staff in the plant will be 24 KLD. Total wastewater generated from Plant operation (recovered treated effluent from ETP) and by the staff is 170 KLD which will be treated in the 220 KLD capacity of STP.

Table 3.2.2. Summary of wastewater generation by Staff

S. No.	Particulars	In KLD
1	Total Water Requirement	38
2	Wastewater Generated by staff (80% of Fresh water + 100% treated water)	24
5	STP Capacity (25% higher than the wastewater generated)	30

Storm water Drainage and Rainwater Harvesting

It has been calculated to provide 3 rainwater harvesting storage tanks each of 507 m³ capacity at selected location, which catches the maximum run-off from the area.

3.2.3. Air Environment

During construction phase, the major concern of air pollutant are PM_{2.5}, PM₁₀ as impacts of other emissions such as SO₂, NO₂, and CO was not being significant because the nature of sources was such that the emissions were distributed spatially as well as temporal.

The dust emissions from construction activities were require comprehensive mitigation measures and best construction practices.

Adequate stack heights were provided to the stacks of Boiler and Gas Gen set as per norm to provide

for sufficient dispersion of pollutants. Water sprinklers were used to suppress dust during construction. During the operation phase, green belt and green area development is to restrict and absorb air pollutants.

3.2.4.Noise Environment

Noise levels were observed at seven locations within the study area. Noise monitoring has been done and results of noise monitoring are within the permissible limits of ambient noise quality standards by CPCB for industrial, residential commercial and silent zone for daytime and night time respectively.

The noise emitted from construction equipments during construction period is high and required occupational preventive measures and temporary noise barriers for noise attenuation, restricted loud noise activities to daytime, provision of PPEs and acoustic enclosures for Gas Gen set. In the operation phase, noise pollution has been checked through acoustic enclosures of Gas Gen sets and green belt plantation.

3.2.5.Biological Environment

There is no protected area, reserved forest or sanctuary in the study area. There was also no tree cutting involved in the project. However, Total green area measuring 10332.2 m² *i.e.*, 10 % of the open area had been provided within project site. Additionally, there is being plantations, greenery. The proposed landscaping includes native species that reduce pollution and improve aesthetics condition.

3.2.6.Socio-economic Environment

The study area involves approx. 113 villages falls in Buffer zone. The study area is the home of agricultural land and many industries exist in developing phase.

Moreover, the project add to the infrastructure development of the surrounding area and job opportunity of the local worker during construction and operation of Project.

4. Parking and Traffic Management

In the project site there will be adequate provision for parking of cars, trucks and other automobiles. For parking of cars and other vehicles different locations have been earmarked at project site. The parking plan has been so devised that at no point of time there will be traffic bottleneck at the threshold

of a parking lot. Total Parking required as per Haryana Building bye laws, 2017 is 213 ECS and Parking provided is 318 ECS.

5. Power Requirement, Source and Back-up Arrangement

Power requirement of 11.7 MW (7.5 MW in existing Unit + 4.2 MW in Proposed Expansion Unit) is met from the Dakshin Haryana Bijli Vitran Nigam. However, as a power backup, three Gas Gen sets having capacity of 2500 KW are currently in use within the plant.

6. Energy Conservation

Efforts are being taken for energy conservation using passive solar architecture wherever it is possible.

Energy Efficient Features

The energy efficiency features of the project are:

- LED based lighting fixtures in the common areas
- Energy efficient motors and pumps
- Appropriate design to reduce heat gain and loss

7. Solid waste Management

The total solid waste to be generated from the existing unit is 103 kg/Day and for proposed unit 128.75 kg/Day and for landscape 0.51 kg/Day therefore the total waste including existing and expansion unit will be 232.26 kg/Day. Waste will be collected in Solid Waste Collection area, segregated, Municipal Waste will be disposed through authorized waste collector and recyclable waste will be handed over to the authorized recyclers. Waste Management during operation phase: Municipal Solid Waste Adequate number of collection bins separately for biodegradable and non-biodegradable waste shall be provided as per the Municipal Solid Waste (Management and Handling) Rule, 2016. Wastes from such bins shall be collected on daily basis handed over to authorized agency for disposal. The generated non-hazardous mill scale waste will be recycle in-house. Neutralized cake from ETP (non-hazardous) and used oil waste generated from in the plant operation will be handover to the authorized recyclers.

8. Fire Fighting System

Adequate fire protection facilities are installed including fire detectors, fire alarm and firefighting system to guard the building against fires. All fire protection facilities were designed as per the latest National Building Code. The approvals in this regard are being obtained prior to installation of the fire protection equipments.

- Fire extinguishers

- Hose reel and Wet riser
- Yard hydrants
- Manually operated electric fire alarm system
- Automatic detection and alarm system
- Underground and terrace level fire water storage tanks

9. Environmental Management Plan

Adequate environmental management measures were incorporated during the entire planning, construction and operating stages of the project to minimize any adverse environmental impact and assure sustainable development of the area. 9.1 shows the proposed environmental pollution mitigation measures.

Table 9.1 Proposed Environmental Pollution Mitigation Measures

Area	Mitigation Measures
	Construction Stage:
Water Quality	<ul style="list-style-type: none"> • Toilet and drinking water facilities for workers are provided at the project site to avoid unhygienic condition.
Air Quality	<ul style="list-style-type: none"> • Dust suppression measures was undertaken such as regular sprinkling of water around vulnerable areas of the construction site by suitable methods to control fugitive dust during earthwork and construction material handling/ over hauling. • Properly tuned machinery, motors and pumps & vehicles in good working condition with low noise & emission is being used and engines were turned off when not in use.
Noise Level	<ul style="list-style-type: none"> • Protective gears of such as ear muffers etc. were provided to construction personnel exposed to high noise levels.
Solid Waste	<ul style="list-style-type: none"> • Waste construction materials were recycled and excess construction debris was being disposed at designated places in tune with the local norms.
Landscape	<ul style="list-style-type: none"> • Appropriate landscape including plantation of evergreen and ornamental flowering trees, palms, shrubs and ground covers at open spaces within the complex was done, which would serve the dual purpose of controlling fugitive dust and improving the aesthetics of the area.
Safety	<ul style="list-style-type: none"> • Adequate safety measures complying with the occupational safety manuals were adopted to prevent accidents/hazards to the construction workers.
	Operation Stage:
Water Quality	<ul style="list-style-type: none"> • Sewage will be treated in STP of total capacity 30 KLD (Existing + Expansion) • Entire treated sewage will be reused for cooling, toilet flushing and horticulture. • Wastewater generated from the operation of Plant will be treated in the 450 KLD capacity ETP. • Recovered treated water from the ETP will recycle in the plant operation.

	<ul style="list-style-type: none"> Regular monitoring of STP & ETP effluent quality will be carried out as per norms.
Air Quality	<ul style="list-style-type: none"> Adequate stack height for Gas Gen Set and Boiler Stacks are provided as per norms. Regular monitoring of emissions from Boiler and Gas Gen Set and ambient air quality is carried out as per norms.
Noise Level	<ul style="list-style-type: none"> Gas Gen Set room is treated acoustically as per norms to control the noise from Gas Gen sets. Machineries, Motors & Pumps, Compressors, Gas Gen sets etc. will be properly maintained for fuel efficiency and noise control. Personal protective equipment is provided to the maintenance staff working in high noise areas.
Solid Waste	<ul style="list-style-type: none"> Solid wastes are segregated into organic and inorganic components. Both biodegradable and non-biodegradable wastes are sold to authorized vendors for recycling of non-biodegradable wastes and disposal of biodegradable waste Dewatered / dried sludge from STP is used as manure in horticulture.
Hazardous Wastes	<ul style="list-style-type: none"> Hazardous waste and used oil generated during plant operation is being sold to authorized recyclers.
Rain Water Harvesting	<ul style="list-style-type: none"> 3rainwater harvesting storage tanks (Existing + Expansion) will be provided by means of recharge into the groundwater.
landscape	<ul style="list-style-type: none"> Proper maintenance of landscape round the year including replacement of the decayed plants.
Safety	<ul style="list-style-type: none"> Adequate safety measures complying with the occupational safety manuals to prevent accidents/hazards to the maintenance workers.

Table 9.2. EMP Cost already incurred during Construction Phase & Operation Phase of Existing Unit

EMP Cost already incurred during Construction Phase & operation phase of Existing Unit			
S. No.	Particulates	Capital Cost [in Lakh]	Recurring Cost [in Lakh]
1	Air pollution control – Air pollution control devices, Stacks, Fume Extraction System, Water Sprinkling	50	2
2	Water pollution control - ETP and STP	45	10
3	Solid wastes management – Dust Bins, Storage Facility of Hazardous Waste	5	1
4	Green area development	10	5
5	Environmental monitoring	0	2
6	PPE to Labours	5	6
7	Fire Safety & Fire Equipments	25	3

M/s Prompt Enterprises Pvt. Ltd.

Total Cost		140	29
Total EMP Cost		140	
Total Project Cost for Existing Project		7068	
Percentage of EMP of Capital Cost		1.98	

Table 9.3. EMP Cost proposed during Construction Phase of Expansion Unit

EMP Cost proposed during Construction Phase of Expansion Unit			
S. No.	Particulates	Capital Cost [in Lakh]	Recurring Cost [in Lakh]
1	Air pollution control – Air pollution control devices, water Sprinkling, Wheel Washing Facility, Tarapulin Sheet for Covering of Material, Barricading	15	2
2	Solid wastes management – Dust Bins, Storage Facility of Hazardous Waste	2	0.50
3	Green area development	10	1
4	Environmental monitoring	0	0.50
5	PPE to Labours	5	1
6	Provision of Anti-Smog Gun	10	1
Cost During Construction Phase		42	6

Table 9.4. EMP Cost proposed during Operation Phase of Expansion Unit

S. No.	Particulates	Capital Cost [in Lakh]	Recurring Cost [in Lakh]
1	Air pollution control – Air pollution control devices, Stacks, Fume Extraction System, Water Sprinkling	50	10
2	Water pollution control - ETP and STP	75	18

3	Solid wastes management – Dust Bins, Storage Facility of Hazardous Waste	5	3
4	Green area development	40	10
5	Environmental monitoring	0	2
6	Fire Safety & Fire Equipment	90	5
7	Provision of First Aid Room	10	2
Total Cost During Operation Phase		270	50
Total Proposed EMP Cost for Construction and Operation Phase for Expansion Project		312	
Total Project Cost for Expansion Project		19132	
Percentage of EMP of Capital Cost		1.630	

The total Capital cost allocated for EMP budget is 452 Lakhs or 4.52 Crores which is approx. 1.72 % of the total project cost for Project *i.e.*, 262 Crores.

10. Conclusion

Based on the environmental assessment, the associated potential adverse environmental impacts can be mitigated to an acceptable level by adequate implementation of the measures as stated in the EIA and the EMP.

Hence, it may be concluded through the EIA study that the project have very negligible environmental impact and significant positive economic and social impact on the local community.



Date: 16-10-2023

Regional Office (Poll. & IR, Pan)
Haryana State Pollution Control Board
Haryana State Pollution Control Complex Near Gyan Khana Club
205, U.P. Road, Pan

M/s. Pramp Enterprises Private Limited for obtaining Environment clearance for the project
Installation of CRCA pipes and steel pipes located in S.No. 34/6, 7, 8, 9, 10, 11, 12, 13, 14, 15, 16, 17, 18, 19, 20, 21, 22, 23, 24, 25, 26, 27, 28, 29, 30, 31, 32, 33, 34, 35, 36, 37, 38, 39, 40, 41, 42, 43, 44, 45, 46, 47, 48, 49, 50, 51, 52, 53, 54, 55, 56, 57, 58, 59, 60, 61, 62, 63, 64, 65, 66, 67, 68, 69, 70, 71, 72, 73, 74, 75, 76, 77, 78, 79, 80, 81, 82, 83, 84, 85, 86, 87, 88, 89, 90, 91, 92, 93, 94, 95, 96, 97, 98, 99, 100, 101, 102, 103, 104, 105, 106, 107, 108, 109, 110, 111, 112, 113, 114, 115 & 6 Village, Duhoh, Tehsil &
District Patiala Haryana by M/s Pramp Enterprises Private Limited.

Respected Sir/Mem,


With reference to the above-mentioned subject we are hereby submitting Draft Environment Impact Assessment Report to your concerned office for conducting public hearing as a part of the process for clearance.

As per directions of Hon'ble National Green Tribunal NGT order dated 12th February, 2022 and M.O. No. 2022/2022 notification of S.O. no. 3250(E) dated 20th July, 2022, the standalone cold rolling industry, steel manufacturing industry units are exempted from Public hearing provided the application for the grant of CR shall be made within a period of 1 (one) year from the date of the notification of S.O. no. 3250(E) dated 20th July, 2022. Hence no public consultation is required for existing part of the industry at Village, Duhoh, Tehsil and District Patiala.

Public hearing is applicable only for the expansion part of the industry. Therefore, public hearing has to be held at Village, Duhoh, Tehsil and District Patiala (Haryana).

Enclosed for application along with copy of Draft EIA (10 sets), Executive Summary (English and Hindi) along with the demand draft of 150000/- fees in favour of Member Secretary, Haryana State Pollution Control Board, Govt. Secretariat for conducting public hearing.

Yours faithfully,
Member Secretary





Prompt Enterprises Pvt. Ltd.

CIN No. :- U51909DL2003PTC123366
 Registered Office :- B-3/7, First Floor, Yamuna Vihar,
 New Delhi-110053 (INDIA)
 Manufacturing :- ERW Steel Tubes



To,
 The Regional Officer (Palwal Region)
 Haryana State Pollution Control Board
 2nd Floor, HSVP office Complex, Near Gym Khana Club
 Palwal (Haryana)

Date: 16 October 2023

Sub: Regarding conducting Public Hearing for obtaining Environment clearance for the project "Manufacturing of CRCA sheets and Steel Pipes" Located at Khasra No 54//6, 7, 14, 15, 16//1, 17//1, 24//1, 25, 55//1/2, 20, 21//1, 21//2, 70//1, 2//1, 2//2, 3//1, 9, 10//1, 10//2, 11, 71//5 & 6 Village: Dudhola, Tehsil & District: Palwal, Haryana by M/s Prompt Enterprises Private Limited.

Respected Sir/Madam,

With reference to the above-mentioned subject, we are hereby submitting Draft Environment Impact Assessment Report to your concerned office for conducting public hearing as a part of EIA process for category B1.

As per directives of Honorable National Green Tribunal NGT order dated 12th February, 2020 and MoEF&CC Gazette notification vide a S.O. no. 3250(E) dated 20th July, 2022, the standalone cold rolling stainless steel manufacturing industries/ units are exempted from Public hearing provided the application for the grant of TOR shall be made within a period of 1 (one) year from the date of the notification vide a S.O. no. 3250(E) dated 20th July, 2022. Hence no public consultation is required for existing part of the industry at Village Dhatir, Tehsil and District: Palwal.

Public Hearing is applicable only for the expansion part of the industry. Therefore, public hearing has to be carried at Village: Dudhola, Tehsil and District: Palwal (Haryana).

~~Please accept our application along with copy of Draft EIA (10 sets), Executive Summary (English and Hindi) along with the demand draft of 150000 as fees in favour of Member Secretary, Haryana State Pollution Control Board payable at Panchkula for conducting public hearing.~~

Thanking You,

Yours Sincerely,

For M/s Prompt Enterprises PVT Ltd

Authorized Signatory

Enclosed DD No - 530600

CC to - The Member Secretary,
 Haryana State Pollution Control Board
 C-11, Sector-6, Panchkula, Haryana-134106

Plant-I Plot No. 10 & 11, Sector-4, Ballabgarh,
 Faridabad(121004), Haryana (INDIA)

Plant-II Village Gadpur, Palwal (121102), Haryana

Plant-III Village Dhatir, Palwal (121102), Haryana

+91 (0129) 4069072 / 9205059072 73 74

(0129) 4069074

www.promptsteel.com / accounts@promptsteel.com

www.promptsteel.com

16/10/23
 Haryana State Pollution Control Board
 C-11, Sector 6, Panchkula

*CRCA sheets and Steel Pipes manufacturing facilities
At Village Dhatir & Dudhola, Palwal, Haryana*

Draft EIA Report – TOR Compliance

TOR Compliance

S. No.	TOR POINT	COMPLIANCE / REPLY
GENERAL CONDITIONS		
1.	Introduction	
i)	Background about the project	The project <i>CRCA sheets and Steel Pipes manufacturing facilities</i> comes under the category 3(a) Metallurgical Industries. The project background is given in the Section 1.3.1 of Chapter-1.
ii)	Need of the project	Need of this industrial project is given in Section 1.5 of Chapter-1
iii)	Purpose of the EIA study	Purpose of the EIA study is given in Section 1.2 of Chapter-1
iv)	Scope of the EIA study	Scope of the EIA Study is given in Section 1.8 of Chapter-1
2.	Project description	
[A]	Site Details	
i)	Location of the project site covering village, Taluka/Tehsil, District and State.	The project is located at the Village Dhatir & Dudhola, District Palwal, Haryana. Figure 2.1 & 2.2 in chapter 2 shows the general and specific location of project site.
ii)	Site accessibility	The project is well connected by Prithla-Dhatir Road which is adjacent to project site which in turns directly connected to the NH-919 Highway. The Ecological Sensitive area within 15km radial distance from project periphery is given

M/s Prompt Enterprises Pvt. Ltd.

*CRCA sheets and Steel Pipes manufacturing facilities
At Village Dhatir & Dudhola, Palwal, Haryana*

Draft EIA Report – TOR Compliance

		in Table 2.4. Section 2.5 of Chapter-2
iii)	A digital toposheet in pdf or shape file compatible to google earth of the study area of radius of 10km and site location preferably on 1:50,000 scale.(including all eco-sensitive areas and environmentally sensitive places).	10 km Radius Map around the Project Site and Environment Sensitivity Map within 15 Km Radius Map are shown in the Figure 2.6 and 2.7 , respectively in Chapter-2
iv)	Latest High-resolution satellite image data having 1m-5m spatial resolution like quickbird, Ikonos, IRS P-6 pan sharpened etc., along with delineation of plant boundary coordinates. Area must include at least 100m all around the project location	500 m Buffer Map of Project Site on Georeferenced Topo-sheet is given in Figure 2.3 of Chapter-2 the same is also attached as Annexure VI (a) with the EIA report.
v)	Environment settings of the site and its surrounding along with map	Given in Section 2.5 – Environment Sensitivity Map within 15 Km Radius Map is shown in Figure 2.7 in Chapter 2.
vi)	A list of major industries with name, products and distance from plant site within study area (10km radius) and the location of the industries shall be depicted in the study area map	Given in Table 2.5 of Section 2.5 – and Location of the industries is depicted in the study area map is shown in the Figure 2.8 in Chapter 2.
vii)	In case if the project site is in vicinity of the water body, 50 meters from the edge of the water body towards the site shall be treated as no development/construction zone. If it's near the wetland, Guidelines for implementing Wetlands (Conservation and Management) Rules, 2017 may be followed.	Not Applicable. Sikandar Pur, canal is located at 0.01 km distance at WSW direction. Haryana This is an existing unit and is in operation Since 2008.

M/s Prompt Enterprises Pvt. Ltd.

*CRCA sheets and Steel Pipes manufacturing facilities
At Village Dhatir & Dudhola, Palwal, Haryana*

Draft EIA Report – TOR Compliance

viii)	In case if the project site is in vicinity of the river, the industry shall not be located within the river flood plain corresponding to one in 25 years flood, as certified by concerned District Magistrate/Executive Engineer from State Water Resources Department (or) any other officer authorized by the State Government for this purpose as per the provisions contained in the MoEF&CC Office Memorandum dated 14/02/2022	Not Applicable. This is an existing unit and is in operation Since 2021.
ix)	Type of land, land use of the project site.	Industrial. The area has been notified as Industrial Area by the Town and Country Planning Department, Govt. of Haryana.
x)	Status of acquisition of land. If acquisition is not complete, stage of the acquisition process as per the MoEF&CC O.M. dated 7/10/2014 shall be furnished	This is an existing unit and operational since 2021.
xi)	Engineering layout of the area with dimensions depicting existing unit as well as proposed unit indicating storage area, plant area, greenbelt area, utilities etc. If located within an Industrial area/Estate/Complex, layout of Industrial Area indicating location of unit within the Industrial area/Estate	Site Layout Plan is attached as <i>Annexure V</i> .
[B]	Forest and wildlife related issues (if applicable):	
i)	Status of Forest Clearance for the use of forest land shall be submitted	Not applicable. Also, the project is existing and operational since 2021.
ii)	Copy of application submitted for clearance under the Wildlife (Protection) Act, 1972, to the Standing Committee of the National Board for Wildlife if the project site located within notified Eco-Sensitive Zone, 10km radius of national park/sanctuary wherein final ESZ notification is not in place as per MoEF&CC Office Memorandum dated	The Clearance under the Wildlife (Protection) Act, 1972, to the Standing Committee of the National Board for Wildlife is not required as there is any notified Eco-Sensitive Zone or 10km radius of national park/sanctuary is not

M/s Prompt Enterprises Pvt. Ltd.

<p><i>CRCA sheets and Steel Pipes manufacturing facilities At Village Dhatir & Dudhola, Palwal, Haryana</i></p>		<p>Draft EIA Report – TOR Compliance</p>
	8/8/2019	located.
iii)	The projects to be located within 10 km of the National Parks, Sanctuaries, Biosphere Reserves, Migratory Corridors of Wild Animals, Eco-sensitive Zone and Eco-sensitive areas, the project proponent shall submit the map duly authenticated by Divisional Forest Officer showing the distance between the project site and the said areas.	No national park/ wildlife sanctuary/ biosphere reserve/ tiger reserve/ elephant reserve etc. are present within 10 km area of the project site.
iv)	Wildlife Conservation Plan duly authenticated by the Competent Authority of the State Government for conservation of Schedule I fauna, if any exists in the study area.	No national park/ wildlife sanctuary/ biosphere reserve/ tiger reserve/ elephant reserve etc. are present within 10 km area of the project site. Therefore, wildlife conservation Plan is not applicable.
[C]	Salient features of the project	
i)	Products with capacities in Tons per Annum for the proposed project	Production capacity of project is given in Table 2.7 of Chapter-2
ii)	If expansion project, status of implementation of existing project, details of existing/proposed products with production capacities in Tons per Annum.	Production capacity of existing unit and expansion unit is given in Table 2.7 of Chapter-2
iii)	Site preparatory activities.	Not Applicable. This is an existing unit and is in operation since 2021
iv)	List of raw materials required and their source along with mode of transportation.	Raw material required is Hot rolled low carbon steel coils. Hot Rolled Coils of Steel are procured from Tata Steel Ltd. Estimated Quantity of Raw material required is given in Table 2.10 & 2.11 of Chapter-2
<p>M/s Prompt Enterprises Pvt. Ltd.</p>		

*CRCA sheets and Steel Pipes manufacturing facilities
At Village Dhatir & Dudhola, Palwal, Haryana*

Draft EIA Report – TOR Compliance

v)	Other than raw materials, other chemicals and materials required with quantities and storage capacities.	Other than raw materials, other chemicals and materials required and their Storage details are given in Table 2.8 of Chapter-2
vi)	Manufacturing process details along with process flow diagram of proposed units.	Manufacturing process details along with process flow diagram of proposed units is given in Section 2.6.5 of Chapter-2
vii)	Consolidated materials and energy balance for the project	Consolidated materials and energy balance for the project is given in Section 2.7 of Chapter 2
viii)	Total requirement of surface/ ground water and power with their respective sources, status of approval.	Total requirement of surface/ ground water is given in Section 2.8 of Chapter-2. Application for permission of withdrawal of ground water is submitted to competent authority. Details of power requirement is shown in the section 2.10.
ix)	Water balance diagram	Water balance diagram for Summer and Monsoon season are given in Figure 2.10 and 2.11 of Section 2.8 – Chapter 2
x)	Details of Emission, effluents, hazardous waste generation and mode of disposal during construction as well as operation phase.)	Details of solid waste generated from the plant operation is given in section 2.12 – Chapter 2
xi)	Man-power requirement.	Man power requirement for the existing and expansion unit is given in Section 2.6.4 – Chapter 2
xii)	Cost of project and scheduled time of completion.	The cost of the project Existing Unit, land and machinery has been Rs 70.68 Crore. For proposed expansion

M/s Prompt Enterprises Pvt. Ltd.

<p><i>CRCA sheets and Steel Pipes manufacturing facilities At Village Dhatir & Dudhola, Palwal, Haryana</i></p>		<p><i>Draft EIA Report – TOR Compliance</i></p>
		<p>additional investment of Rs 191.32 Crore is expected. The total project cost including expansion shall be Rs 262 Crore. The project will be completed within 3 years after granting EC.</p>
xiii)	<p>Brief on present status of compliance (Expansion/modernization proposals)</p>	<p>This is a post-facto EIA study under the directive of Hon'ble NGT order dated 12.02.2020 (OA No. 55 of 2019). CTO documents enclosed as Annexure-II. Self-certified CTO compliance report is enclosed as Annexure XIX.</p>
a)	<p>Cumulative Environment Impact Assessment for the existing as well as the proposed expansion/modernization shall be carried out.</p>	<p>This is a post-facto EIA study. Impact due to the existing project is given in chapter-4.</p>
b)	<p>In case of ground water drawl for the existing unit, action plan for phasing out of ground water abstraction in next three years except for domestic purposes and shall switch over to 100 % use of surface water from nearby source.</p>	<p>Application for permission of withdrawal of ground water is submitted to HWRA. Receiving of the same is attached as Annexure XVII.</p>
c)	<p>Copy of all the Environment Clearance(s) including Amendments thereto obtained for the project from MoEF&CC/SEIAA shall be attached as an Annexure. A certified copy of the latest Monitoring Report of the Regional Office of the Ministry of Environment and Forests as per circular dated 30th May, 2012 on the status of compliance of conditions stipulated in all the existing environment clearances including amendments shall be provided.</p>	<p>The unit is operational since 2021. The Cold Rolling Mill activities are not covered under the purview of the EIA Notification 2006 and its subsequent amendments. This is a post-facto EIA study, CTO copy is attached as Annexure II.</p>
d)	<p>In case the existing project has not obtained Environment Clearance, reasons for not taking EC under the provisions of</p>	<p>This is a post-facto EIA study under the directive of Hon'ble NGT order dated</p>
<p>M/s Prompt Enterprises Pvt. Ltd.</p>		

*CRCA sheets and Steel Pipes manufacturing facilities
At Village Dhatir & Dudhola, Palwal, Haryana*

Draft EIA Report – TOR Compliance

	the EIA Notification 1994 and/or EIA Notification 2006 shall be provided. Copies of Consent to Establish/No Objection Certificate and Consent to Operate (in case of units operating prior to EIA Notification 2006, CTE and CTO of FY 2005- 2006) obtained from the SPCB shall be submitted. Further, compliance report to the conditions of consents from the Regional Office of the SPCB shall be submitted.	12.02.2020 (OA No. 55 of 2019). CTO Copy is enclosed as Annexure II . Self-certified CTO compliance report is enclosed as Annexure XIX .																		
3.	Description of the Environment																			
i)	Study period	(3 consecutive non-monsoon months monitoring done) March 2023 to May 2023.																		
ii)	Approach and methodology for data collection as furnished below																			
	<table border="1"> <thead> <tr> <th rowspan="2">Attributes</th> <th colspan="2">Sampling</th> <th rowspan="2">Remarks</th> </tr> <tr> <th>Network</th> <th>Frequency</th> </tr> </thead> <tbody> <tr> <td colspan="4">A. Air Environment</td> </tr> <tr> <td>Micro-</td> <td>Minimum</td> <td>1</td> <td>• IS 5182 Part 1-20</td> </tr> <tr> <td>Meteorological • Wind speed (Hourly) • Wind direction • Dry bulb temperature • Wet bulb</td> <td>1 site in the project impact area</td> <td>hourly continuous</td> <td>• Site specific primary data is essential • Secondary data from IMD, New Delhi □ CPCB guidelines to be considered.</td> </tr> </tbody> </table>	Attributes	Sampling		Remarks	Network	Frequency	A. Air Environment				Micro-	Minimum	1	• IS 5182 Part 1-20	Meteorological • Wind speed (Hourly) • Wind direction • Dry bulb temperature • Wet bulb	1 site in the project impact area	hourly continuous	• Site specific primary data is essential • Secondary data from IMD, New Delhi □ CPCB guidelines to be considered.	Baseline data generated for the summer season of 2023 (March-May) is used in this EIA report Site Specific Monitoring report is enclosed as Annexure XII .
Attributes	Sampling		Remarks																	
	Network	Frequency																		
A. Air Environment																				
Micro-	Minimum	1	• IS 5182 Part 1-20																	
Meteorological • Wind speed (Hourly) • Wind direction • Dry bulb temperature • Wet bulb	1 site in the project impact area	hourly continuous	• Site specific primary data is essential • Secondary data from IMD, New Delhi □ CPCB guidelines to be considered.																	

M/s Prompt Enterprises Pvt. Ltd.

*CRCA sheets and Steel Pipes manufacturing facilities
At Village Dhatir & Dudhola, Palwal, Haryana*

Draft EIA Report – TOR Compliance

<p>temperature</p> <ul style="list-style-type: none"> • Relative humidity • Rainfall • Solar radiation • Cloud cover <p>Environmental Lapse Rate</p>				
<p>Pollutant</p> <ul style="list-style-type: none"> • PM_{2.5} • PM₁₀ • SO₂ • NO_x • CO • HC • Other parameters relevant to the project and topography of the area 	<p>At least 8-12 locations</p>	<p>As per National Ambient Air Quality Standards, CPCB Notification</p>	<p>Sampling as per CPCB guidelines</p> <ul style="list-style-type: none"> • Collection of AAQ data (except in monsoon season) • Locations of various stations for different parameters should be related to the characteristic properties of the parameters. • The monitoring stations shall be 	<p>Site Specific Monitoring report is enclosed as Annexure XII.</p>

M/s Prompt Enterprises Pvt. Ltd.

CRCA sheets and Steel Pipes manufacturing facilities
At Village Dhatir & Dudhola, Palwal, Haryana

Draft EIA Report – TOR Compliance

				<p>based on the NAAQM standards as per GSR 826(E) dated 16/11/2009 and take into account the predominant wind direction, population zone and sensitive receptors including reserved forests,</p> <ul style="list-style-type: none"> • Raw data of all AAQ measurement 	
	<p>Pollutant</p> <ul style="list-style-type: none"> • PM_{2.5} • PM₁₀ • SO₂ • NO_x • CO • HC • Other parameters relevant to the project and topography of the area 	<p>At least 8-12 locations</p>	<p>As per National Ambient Air Quality Standards, CPCB Notification</p>	<p>Sampling as per CPCB guidelines</p> <ul style="list-style-type: none"> • Collection of AAQ data (except in monsoon season) • Locations of various stations for different parameters should be related to the 	

M/s Prompt Enterprises Pvt. Ltd.

*CRCA sheets and Steel Pipes manufacturing facilities
At Village Dhatir & Dudhola, Palwal, Haryana*

Draft EIA Report – TOR Compliance

			<p>characteristic properties of the parameters.</p> <ul style="list-style-type: none"> The monitoring stations shall be based on the NAAQM standards as per GSR 826(E) dated 16/11/2009 and take into account the predominant wind direction, population zone and sensitive receptors including reserved forests, Raw data of all AAQ measurement for 12 weeks of all stations as per frequency given in the NAAQM Notification of 16/11/2009 along with min., max., average and 98%
--	--	--	---

M/s Prompt Enterprises Pvt. Ltd.

*CRCA sheets and Steel Pipes manufacturing facilities
At Village Dhatir & Dudhola, Patwal, Haryana*

Draft EIA Report – TOR Compliance

				values for each of the AAQ parameters from data of all AAQ stations should be provided as an annexure to the • EIA Report.	
	B. Noise	Hourly equivalent noise levels	At least 8-12 locations	As per CPCB norms	Site Specific Monitoring report is enclosed as <i>Annexure XII</i> .
	C. Water				
	Parameters for water quality • pH, temp, turbidity, magnesium hardness, total alkalinity, chloride, sulphate, nitrate, fluoride, sodium, potassium, salinity • Total nitrogen, total phosphorus, DO, BOD,	Samples for water quality should be collected and analyzed as per: • IS: 2488 (Part 1-5) methods for sampling and testing of Industrial effluents • Standard methods for examination of water and wastewater analysis published by American Public Health Association.			Site Specific Monitoring report for Six [6] locations each for Ground water and Surface water analysis is enclosed as <i>Annexure XII</i> .

M/s Prompt Enterprises Pvt. Ltd.

*CRCA sheets and Steel Pipes manufacturing facilities
At Village Dhatir & Dudhola, Palwal, Haryana*

Draft EIA Report – TOR Compliance

	<p>COD, Phenol</p> <ul style="list-style-type: none"> • Heavy metals • Total coliforms, faecal coliforms • Phyto plankton • Zoo plankton 		
<p>For River Bodies</p> <ul style="list-style-type: none"> • Total Carbon • pH • Dissolved Oxygen • Biological Oxygen Demand • Free NH4 • Boron • Sodium Absorption Ratio • Electrical Conductivity 	<p>Surface water quality of the nearest River (60m upstream and downstream) and other surface water</p>	<p>Yield of water sources to be measured during critical season</p> <ul style="list-style-type: none"> • Standard methodology for collection of surface water (BIS standards) 	<p>No river body is present within study area (in 10 Km). This condition has been removed as per Amendment of ToR dated 20/09/2022</p> <p>Site Specific Monitoring report of six surface water samples is enclosed as Annexure XII.</p>

M/s Prompt Enterprises Pvt. Ltd.

*CRCA sheets and Steel Pipes manufacturing facilities
At Village Dhatir & Dudhola, Palwal, Haryana*

Draft EIA Report – TOR Compliance

	For Ground Water	Ground water monitoring data should be collected at minimum of 8 locations (from existing wells /tube wells/existing current records) from the study area and shall be included.	Monitoring reports for six [6] groundwater samples are enclosed as <i>Annexure XII</i> .
	<p>D. Traffic Study</p> <ul style="list-style-type: none"> Type of vehicles Frequency of vehicles for transportation of materials • Additional traffic due to proposed project • Parking arrangement 		No traffic study has been done. As it is an existing project, traffic due to the existing project and parking arrangement are given in Section 2.11 of Chapter-2
	E. Land Environment		
	<p>Soil</p> <ul style="list-style-type: none"> • Particle size distribution 	Soil samples be collected as per BIS specifications	Site Specific Monitoring report is enclosed as <i>Annexure XII</i> .

M/s Prompt Enterprises Pvt. Ltd.

*CRCA sheets and Steel Pipes manufacturing facilities
At Village Dhatir & Dudhola, Palwal, Haryana*

Draft EIA Report – TOR Compliance

<ul style="list-style-type: none"> • Texture • pH • Electrical conductivity • Cation exchange capacity • Alkali metals • Sodium Absorption Ratio (SAR) • Permeability • Water holding capacity • Porosity 		
<p>Land use/Landscape</p> <ul style="list-style-type: none"> • Location code • Total project area • Topography • Drainage (natural) • Cultivated, forest, plantations, water bodies, 		<p>Details of Landuse pattern is given in Section 3.7 Land Environment in Chapter-3</p>

M/s Prompt Enterprises Pvt. Ltd.

*CRCA sheets and Steel Pipes manufacturing facilities
At Village Dhatir & Dudhola, Palwal, Haryana*

Draft EIA Report – TOR Compliance

	roads and settlements		
E. Biological Environment			
	<p>Aquatic • Primary productivity • Aquatic weeds • Enumeration of phytoplankton, zooplankton and benthos • Fisheries • Diversity indices • Trophic levels • Rare and endangered species • Marine Parks/Sanctuaries/closed areas /coastal</p>	<p>Detailed description of flora and fauna (terrestrial and aquatic) existing in the study area shall be given with special reference to rare, endemic and endangered species. Indicator species which indicate ecological and environment degradation should be identified and included to clearly state whether the proposed project would result in to any adverse effect on any species.</p> <ul style="list-style-type: none"> • Samples to collect from upstream and downstream of discharge point, nearby tributaries at downstream, and also from dug wells close to activity site. • For forest studies, direction of wind should be considered while selecting forests. • Secondary data to collect from Government offices, NGOs, published literature. 	<p>Given in Section 3.8 of Chapter-3</p>

M/s Prompt Enterprises Pvt. Ltd.

*CRCA sheets and Steel Pipes manufacturing facilities
At Village Dhatir & Dudhola, Palwal, Haryana*

Draft EIA Report – TOR Compliance

	regulation zone (CRZ) Terrestrial • Vegetation- species list, economic importance, forest produce, medicinal value • Importance value index (IVI) of trees • Fauna • Avi fauna • Rare and endangered species • Sanctuaries / National park / Biosphere reserve • Migratory routes		
	F. socio-economic		
	• Demographic structure <input type="checkbox"/> Infrastructure	• Socio-economic survey is based on proportionate, stratified and random sampling method.	Detail of socioeconomic study is given in Section 3.9 of Chapter-3

M/s Prompt Enterprises Pvt. Ltd.

*CRCA sheets and Steel Pipes manufacturing facilities
At Village Dhatir & Dudhola, Palwal, Haryana*

Draft EIA Report – TOR Compliance

<p>resource base</p> <ul style="list-style-type: none"> • Economic resource base □ Health status: Morbidity pattern • Cultural and aesthetic attributes education 	<ul style="list-style-type: none"> • Primary data collection through questionnaire • Secondary data from census records, statistical hard books, topo sheets, health records and relevant official records available with Govt. Agencies 	
<p>iii)</p>	<p>Interpretation of each environment attribute shall be enumerated and summarized as given below:</p> <ul style="list-style-type: none"> • Ambient air quality • Ambient Noise quality • Surface water quality • Ground water quality • Soil quality • Biological Environment • Land use • Socio-economic environment 	<p>Chapter 3 - Ambient Air Quality Interpretation- Section 3.3. Ambient Noise Quality Interpretation - section 3.4 Groundwater and surface water quality Interpretation - section 3.5 Soil quality interpretation -section 3.7 Biological Environment Interpretation- section 3.8 Land use Interpretation -section 3.8, Socio-economic Interpretation - section 3.9</p>
<p>4.</p>	<p>Anticipated Environment Impacts and mitigation measures (In case of expansion, cumulative impact assessment shall be carried out)</p>	
<p>i)</p>	<p>Identification of potential impacts in the form of a matrix for the construction and operation phase for all the environment components</p>	<p>The Overall Scenario of Potential Environmental Impacts in Construction & Operation Phases is given in Section</p>

M/s Prompt Enterprises Pvt. Ltd.

<p><i>CRCA sheets and Steel Pipes manufacturing facilities At Village Dhatir & Dudhola, Palwal, Haryana</i></p>					<p><i>Draft EIA Report – TOR Compliance</i></p>
					4.7 – Chapter 4.
	Activity	Environment	Ecological	Socio- Economic	
	Construction				
	Operation				
ii)	Impact on ambient air quality (Sources; Embedded control measures; Assessment; Mitigation measures; Residual impact)				
a)	Construction phase				Anticipated impacts in air quality due to project under construction condition is given in Section 4.5.6 of Chapter-4.
b)	Operation phase				Anticipated impacts in air quality due to project under operation condition is given in Section 4.6.6 of Chapter-4.
	<ul style="list-style-type: none"> •Details of stack emissions from the existing as well as proposed activity. • Assessment of ground level concentration of pollutants from the stack emission based on AQIP Modelling The air quality contours shall be plotted on a location map showing the location of project site, habitation nearby, sensitive receptors, if any along with wind rose map for respective period • Impact on ground level concentration, under normal, abnormal and emergency conditions. Measures to handle emergency situations in the event of uncontrolled release of emissions 				Detailed air modelling results are given in the Section 4.6.6 of Chapter 4.
iii)	Impact on ambient noise quality (Sources; Embedded control measures; Assessment; Mitigation measures;				
M/s Prompt Enterprises Pvt. Ltd.					

*CRCA sheets and Steel Pipes manufacturing facilities
At Village Dhatir & Dudhola, Palwal, Haryana*

Draft EIA Report – TOR Compliance

	Residual impact)	
a)	Construction phase	Impact on ambient noise quality (Sources; Embedded control measures; Assessment; Mitigation measures; Residual impact) during construction phase is given in Section 4.5.7 of Chapter-4 .
b)	Operation Phase	Impact on ambient noise quality (Sources; Embedded control measures; Assessment; Mitigation measures; Residual impact) during operation phase is given in Section 4.6.7 of Chapter-4
iv)	Impact on traffic (Sources; Embedded control measures; Assessment; Mitigation measures; Residual impact)	
a)	Construction phase	Impact on traffic (Sources; Embedded control measures; Assessment; Mitigation measures; Residual impact) during construction phase is given in Section 4.5.10 of Chapter-4
b)	Operation Phase	Impact on traffic (Sources; Embedded control measures; Assessment; Mitigation measures; Residual impact) during operation phase is given in Section 4.6.9 of Chapter-4
v)	Impact on soil quality (Sources; Embedded control measures; Assessment; Mitigation measures; Residual impact)	
a)	Construction phase	Impact on soil quality (Sources;

M/s Prompt Enterprises Pvt. Ltd.

<i>CRCA sheets and Steel Pipes manufacturing facilities At Village Dhatir & Dudhola, Palwal, Haryana</i>		<i>Draft EIA Report – TOR Compliance</i>
		Embedded control measures; Assessment; Mitigation measures; Residual impact) during construction phase is given in Section 4.5.3 Chapter-4
b)	Operation Phase	Impact on soil quality (Sources; Embedded control measures; Assessment; Mitigation measures; Residual impact) during operation phase is given in Section 4.6.3 of Chapter-4
vi)	Impact on land use (Sources; Embedded control measures; Assessment; Mitigation measures; Residual impact)	
a)	Construction phase	Impact on land use (Sources; Embedded control measures; Assessment; Mitigation measures; Residual impact) during construction phase is given in Section 4.5.2 Chapter-4
b)	Operation Phase	Impact on land use (Sources; Embedded control measures; Assessment; Mitigation measures; Residual impact) during operation phase is given in Section 4.6.2 of Chapter-4
vii)	Impact on surface water resource and quality (Sources; Embedded control measures; Assessment; Mitigation measures; Residual impact)	
a)	Construction phase	Impact on surface water resource and quality (Sources; Embedded control measures; Assessment; Mitigation measures; Residual impact) during
M/s Prompt Enterprises Pvt. Ltd.		

*CRCA sheets and Steel Pipes manufacturing facilities
At Village Dhatir & Dudhola, Palwal, Haryana*

Draft EIA Report – TOR Compliance

		construction phase is given in Section 4.5.5.1 of Chapter-4
b)	Operation Phase	Impact on surface water resource and quality (Sources; Embedded control measures; Assessment; Mitigation measures; Residual impact) during operation phase is given in Section 4.6.5.1 of Chapter-4
viii)	Impact on ground water resource and quality (Sources; Embedded control measures; Assessment; Mitigation measures; Residual impact)	
a)	Construction phase	Impact on ground water resource and quality (Sources; Embedded control measures; Assessment; Mitigation measures; Residual impact) during construction phase is given in Section 4.5.5.2 of Chapter-4
b)	Operation Phase	Impact on ground water resource and quality (Sources; Embedded control measures; Assessment; Mitigation measures; Residual impact) during operation phase is given in Section 4.6.5.2 of Chapter-4
ix)	Impact on terrestrial and aquatic habitat (Sources; Embedded control measures; Assessment; Mitigation measures; Residual impact)	
a)	Construction phase	Impact on terrestrial (Sources; Embedded control measures; Assessment; Mitigation measures; Residual impact)

M/s Prompt Enterprises Pvt. Ltd.

<p><i>CRCA sheets and Steel Pipes manufacturing facilities At Village Dhatir & Dudhola, Palwal, Haryana</i></p>		<p>Draft EIA Report – TOR Compliance</p>
		during construction phase is given in Section 4.5.8 –Chapter4
b)	Operation Phase	Impact on terrestrial (Sources; Embedded control measures; Assessment; Mitigation measures; Residual impact) during operation phase is given in Section 4.6.8 –Chapter4
x)	Impact on socio-economic environment (Sources; Embedded control measures; Assessment; Mitigation measures; Residual impact)	
a)	Construction phase	Impact on socio-economic environment (Sources; Embedded control measures; Assessment; Mitigation measures; Residual impact) during construction phase is given in Section 4.5.12 – Chapter4
b)	Operation Phase	Impact on socio-economic environment (Sources; Embedded control measures; Assessment; Mitigation measures; Residual impact) during operation phase is given in Section 4.6.11 –Chapter4
xi)	Impact on occupational health and safety (Sources; Embedded control measures; Assessment; Mitigation measures; Residual impact)	
a)	Construction phase	Impact on occupational health and safety (Sources; Embedded control measures; Assessment; Mitigation measures; Residual impact) during construction phase is given in Section 7.4 –Chapter 7.
<p>M/s Prompt Enterprises Pvt. Ltd.</p>		

*CRCA sheets and Steel Pipes manufacturing facilities
At Village Dhatir & Dudhola, Palwal, Haryana*

Draft EIA Report – TOR Compliance

b)	Operation Phase	Impact on occupational health and safety (Sources; Embedded control measures; Assessment; Mitigation measures; Residual impact) during operation phase is given in Section 7.4 –Chapter 7.
5.	Analysis of Alternatives (Technology & Site)	
i)	No project scenario	Not Applicable
ii)	Site alternative	Not Applicable
iii)	Technical and social concerns	Not Applicable
iv)	Conclusion	Not Applicable
6.	Environmental Monitoring Program	
i)	Details of the Environment Management Cell	Environment Management Cell in detail is given in Section 10.5 Chapter-10
ii)	Performance monitoring schedule for all pollution control devices shall be furnished.	Environmental Monitoring Plan for Construction & Operation Phase is given in Table 10.3 Chapter-10
iii)	Corporate Environment Policy	Environmental Policy of the Company is given in Section 10.6 Chapter-10
a)	Does the company have a well laid down Environment Policy approved by its Board of Directors? If so, it may be detailed in the EIA report.	Yes, the company have a well laid down Environment Policy approved by its Board of Directors. The Corporate Environment Policy is given in section 10.6 – Chapter 10
b)	Does the Environment Policy prescribe for standard operating process / procedures to bring into focus any infringement / deviation / violation of the environment	The Corporate Environment Policy is given in section 10.6 – Chapter 10

M/s Prompt Enterprises Pvt. Ltd.

*CRCA sheets and Steel Pipes manufacturing facilities
At Village Dhatir & Dudhola, Palwal, Haryana*

Draft EIA Report – TOR Compliance

	or forest norms / conditions? If so, it may be detailed in the EIA.						
c)	What is the hierarchical system or Administrative order of the company to deal with the environment issues and for ensuring compliance with the environment clearance conditions? Details of this system may be given.						The hierarchical system or Administrative order of the company to deal with the environment issues and for ensuring compliance with the environment clearance conditions is given in Figure 10.1 – Chapter 10
d)	Does the company have system of reporting of noncompliance / violations of environment norms to the Board of Directors of the company and / or shareholders or stakeholders at large? This reporting mechanism shall be detailed in the EIA report						The hierarchical system or Administrative order of the company to deal with the environment issues and for ensuring compliance with the environment clearance conditions is given in Figure 10.1 – Chapter 10
iv)	Action plan for post-project environment monitoring matrix:						
	Activity	Aspect	Monitoring Parameter	Location	Frequency	Responsibility	
	Construction Phase						Environmental Monitoring Plan for Construction & Operation Phase is given in Table 10.3 Chapter-10
	Operation Phase						Environmental Monitoring Plan for Construction & Operation Phase is given in Table 10.3 Chapter-10
7.	Additional Studies						
i)	Public consultation details (Entire proceedings as separate Annexure along with authenticated English Translation of Public Consultation proceedings).						Public hearing is exempted as per MoEF&CC Notification dated 20 July 2022. This condition has been removed as per Amendment of ToR dated 20/09/2022

M/s Prompt Enterprises Pvt. Ltd.

CRCA sheets and Steel Pipes manufacturing facilities
At Village Dhatir & Dudhola, Palwal, Haryana

Draft EIA Report – TOR Compliance

ii)	Summary of issues raised during public consultation along with action plan to address the same as per MoEF&CC O.M. dated 30/09/2020					Not applicable	
S. No	Not applicable		Year of Implementation (Budget in INR)			Total Expenditure Rs.(crores)	Not applicable
	Not applicable	Physical target	1 st	2 nd	3 rd		Not applicable
iii)	Risk assessment • Methodology • Hazard identification • Frequency analysis • Consequence analysis • Risk assessment outcome					Risk Assessment and Disaster Management Plan is given in Section- 7.4 – Chapter7	
iv)	Emergency response and preparedness plan					Emergency Response Plan (ERP) is given in Section-7.5 of Chapter-7	
8.	Project Benefits						
i)	Environment benefits					Details of Environment benefits is given in Section 8.5- Chapter8	
ii)	Social infrastructure					Details of benefits to the Social infrastructure is given in Section-8.3 – Chapter 8	
iii)	Employment and business opportunity					Details of Employment benefit and business opportunity is given in Section- 8.13- Chapter8	
iv)	Other tangible benefits					Other tangible benefits are given in Section-8.14- Chapter-8	
9.	Environment Cost Benefit Analysis					Environment Cost Benefit Analysis is	

M/s Prompt Enterprises Pvt. Ltd.

*CRCA sheets and Steel Pipes manufacturing facilities
At Village Dhatir & Dudhola, Palwal, Haryana*

Draft EIA Report – TOR Compliance

		given in Chapter-9
i)	Net present value	
ii)	Internal rate of return	
iii)	Benefit cost ratio	
iv)	Cost effectiveness analysis	
10.	Environment Management Plan (Construction and Operationphase)	
i)	Air quality management plan	Air quality management plan is given in the Section-10.3 of Chapter-10
ii)	Noise quality management plan	Noise quality management plan is given in the Section-10.3 of Chapter-10
iii)	Solid and hazardous waste management plan	Solid and hazardous waste management plan is given in the Section-10.3 of Chapter-10
iv)	Effluent management plan	Effluent management plan is given in the Section-10.3 of Chapter-10
v)	Storm water management plan	Storm water management plan Given in Section 10.3–Chapter 4
vi)	Rain water harvesting plan	Rain water harvesting plan Given in Section 10.3 –Chapter 4
vii)	Occupational health and safety management plan	Occupational health and safety management plan Given in Section-10.3 –Chapter 10
viii)	Green belt development plan	Green belt development plan Given in Section-10.3 –Chapter10
ix)	Socio-economic management plan	Socio-economic management plan is covered in Chapter 3

M/s Prompt Enterprises Pvt. Ltd.

*CRCA sheets and Steel Pipes manufacturing facilities
At Village Dhatir & Dudhola, Pahwal, Haryana*

Draft EIA Report – TOR Compliance

x)	Wildlife conservation plan (In case of presence of schedule I species).	Not Applicable
xi)	Total capital cost and recurring cost/annum for environment pollution control measures shall be included	Environmental Management Plan Cost is given in Section-10.7 –Chapter 10
11.	Conclusion of the EIA study	Provided in Chapter 11
12.	In addition to the above, any litigation pending against the project and/or any direction/order passed by any Court of Law against the project, if so, details thereof shall also be included. Has the unit received any notice under the Section 5 of Environment (Protection) Act, 1986 or relevant Sections of Air and Water Acts? If so, details thereof and compliance/ATR to the notice(s) and present status of the case.	No litigation is pending against the project regarding environmental matter.
<u>SPECIAL CONDITIONS</u>		
1)	For Large ISPs, a 3-D view i.e. DEM (Digital Elevation Model) for the area in 10 km radius from the proposal site. MRL details of project site and RL of nearby sources of water shall be indicated.	Not applicable as this is a cold rolling mill.
2)	Plan for the implementation of the recommendations made for the steel plants in the CREP guidelines.	Being a cold rolling mill unit, CREP guidelines are not applicable. However, the unit has incorporated appropriate mitigation measures to comply with applicable standards.
3)	Plan for solid wastes utilization	Given in Section - Chapter 4
4)	Plan for utilization of energy in off gases (coke oven, blast furnace)	Not applicable
5)	System of coke quenching adopted with justification.	Not applicable

M/s Prompt Enterprises Pvt. Ltd.

<p><i>CRCA sheets and Steel Pipes manufacturing facilities At Village Dhatir & Dudhola, Palwal, Haryana</i></p>		<p><i>Draft EIA Report – TOR Compliance</i></p>
6)	Details on environmentally sound technologies for recycling of hazardous materials, as per CPCB Guidelines, may be mentioned in case of handling scrap and other recycled materials.	The waste generated from the plant operation is being send to authorized vendor. Copy of HWM certificate from HSPCB is attached as <i>Annexure XVI</i> .
7)	Details on toxic metal content in the waste material and its composition and end use (particularly of slag).	This is a cold rolling mill and no slag is generated in the process.
8)	Details on toxic content (TCLP), composition and end use of slag.	This is a cold rolling mill and no slag is generated in the process.
9)	100 % dolochar generated in the plant shall be used to generate power.	Not applicable
10)	Fourth Hole fume extraction system shall be provided for SAF. WHR system shall be installed to recover sensible heat from flue gases of EAF. Provision for installation of jigging and briquetting plant to utilize the fines generated in the process.	It is a Cold Rolling Mill unit. No SAF and WHR are installed within the premises. Mill Scale waste is recycled through the briquetting plant and SAF located across the adjacent road. The same is not disposed outside.
11)	No tailing pond is permitted for Iron ore slimes. Dewatering and filtration system shall be provided.	Not applicable.
12)	Emission/effluent norms as per G.S.R 894 (E) dated 4/12/2019	Emission/ Effluent Norms as per CTO document is followed.
<p>M/s Prompt Enterprises Pvt. Ltd.</p>		

CHAPTER-1

INTRODUCTION

1.1 Preamble

EIA is a technical exercise, to predict environmental impacts, assess their significance, and provide recommendations for their mitigation. This assessment covers construction and operation of the development. The report covers a wide range of technical disciplines and covers areas such as noise, air quality, ecology, contamination, water quality & hydrology, local architecture, landscape, sustainability and socio-economics.

Identification and characterization of critical environmental impacts allow the public and government to form a view about the environmental acceptability of a developmental project and what conditions should apply to mitigate or reduce those risks and impacts.

This report has been prepared as per the EIA Notification, 14th September 2006 and its amendments thereof. EIA Guidance Manual for Metallurgy and Terms of Reference (ToR) approved by the SEIAA, Haryana vide letter no. F.no. SEIAA/HR/2023/329 dated 07 April 2023 attached as *Annexure-I*.

1.2 Purpose of the EIA Study and EIA Report

The project is under 3(a) category of EIA notification 2006 and its amendments thereof. Identification and characterization of critical environmental impacts using EIA as tool for CRCA sheets and ERW Steel Pipes manufacturing facilities at Village Dhatir & Dudhola, Palwal, Haryana by M/s Prompt Enterprises Pvt. Ltd.

1.3 Identification of the Project & Project Proponent

1.3.1 The Project

1. The project is manufacturing of CRCA sheets and ERW Steel Pipes with the total existing capacity is CRCA sheets @600 MT/Day and ERW Steel Pipe @95 MT/Day.
2. There are no induction furnaces for manufacture of liquid steel. These items are produced by cold rolling of HR coils at high pressure. The raw material HR sheets are procured from Tata Steel Ltd.
3. The project proponent wants to carry out expansion of existing plant at same location. The present manufacturing facilities are situated in a plot area of 42,443 m². For carrying out expansion additional land 60,879.288 m² has been acquired adjacent to existing plot.
4. The expansion is proposed only in manufacturing of CRCA sheets. The existing capacity will

be increased by 1500 MT/Day hence, total proposed production capacity will be @2100 MT/Day. The existing manufacturing capacity of ERW Steel pipes will remain unchanged @ 95 MT/Day.

5. Earlier, the cold rolling activities were not covered under the purview of the EIA Notification 2006 and its subsequent amendments, therefore Environmental Clearance was not applicable to this project.
6. The existing project has obtained Consent to Operate from Haryana Pollution Control Board vide a letter no. HSPCB/Consent/: 313102621PALCTO13467003 dated 02/08/2021 valid up to 30/09/2023 for the capacity of CRCA sheets @600 MT/Day and ERW Steel Pipe @95 MT/Day. The copy of CTO is attached as an **Annexure II**.
7. The existing project has obtained a license for the Installation of Petroleum class B from Petroleum & Explosives Safety Organization (PESO) vide License No. P/NC/HN/15/1870 (P394505) – which is valid up to 31/12/2023. The Copy of PESO License is attached as **Annexure III**.
8. As per directives of Honorable National Green Tribunal NGT order dated 12th February, 2020 and MoEF&CC Gazette notification vide a S.O. no. 3250(E) dated 20th July, 2022, the stand alone cold rolling stainless steel manufacturing industries require prior Environment Clearance under the project/activity classified as 3(a) Metallurgical Industries irrespective of their production capacity.
9. As per EIA Notification 14th September, 2006 and its amendment thereof, the project listed in category 3(a) and falls under category “B” i.e., all other non-toxic secondary metallurgical processing industries and under “B1” as the total production is 8,01,175 tons per annum which is greater than 5000 tons per annum.
10. Also, per directives of Honorable National Green Tribunal NGT order dated 12th February, 2020 and MoEF&CC Gazette notification vide a S.O. no. 3250(E) dated 20th July, 2022, the standalone cold rolling stainless steel manufacturing industries/ units are exempted from Public hearing provided the application for the grant of TOR shall be made within a period of 1 (one) year from the date of the notification vide a S.O. no. 3250(E) dated 20th July, 2022
11. The application for TOR for this unit is submitted to State Environment Impact Assessment Authority, Haryana vide a proposal no SIA/HR/IND1/424752/2023 dated 04 April 2023 which is within the window period of 1 (one) year therefore the Public Hearing is exempted for this

project. Auto TOR is issued on 07 April 2023 from SEIAA, Haryana. In this connection, this EIA report has been prepared. TOR letter issued by the SEIAA, Haryana as received vide F.no. SEIAA/HR/2023/329 dated 07 April 2023 is attached as *Annexure-I*.

12. The basic information about the project is as given below the **Table 1.1**.

Table - 1.1 Project Details

S. No.	Item	Details
1.	Name of the project	Manufacturing of CRCA sheets and Steel Pipes by Prompt Enterprises Pvt Ltd at Village Dhatir & Dudhola, Palwal
2.	Location	Khasra No 24//25/3, 25//10, 11, 12, 19, 20, 21, 22, 27//1, 2/1, 2/2, 28//5/3/1, 24//25//1/4, 14/3/2, 15/2/1, 14/3/4,15/2/2, 12//24/3/1, 24//4/3/1, 5, 6, 15/1, 15/2/3, 16/1/1, 16/2/1/1, 16/2/1/2, 16/2/1/3, 25/1/3, 17/1/1/2, 16/2/1/4, 16/2/1/3, 25/1/1, 7/3/1, 22/1 at Village Dhatir and 54//6, 7, 14, 15, 16/1, 17/1, 24/1, 25, 55//11/2, 20, 21/1, 21/2, 70//1, 2/1, 2/2, 3/1, 9, 10/1, 10/2, 11, 71//5 & 6 at Village Dudhola
	Village	Dhatir & Dudhola
	Tehsil	Palwal
	District	Palwal
	State	Haryana
	Pin code	121102
3.	Type of project	Secondary metallurgical industries- non-toxic secondary metallurgical processing industries.
4.	Category	3(a) Metallurgical Industries (Ferrous & Non Ferrous)
5.	Existing Plot Area	42443 sqm
6.	Expansion Plot Area	60879.288 sqm
7.	Total Plot Area (Existing + Expansion)	103322.288 sqm
8.	Existing Production Capacity	CRCA sheets= 600 MT/Day ERW Steel Pipe= 95 MT/Day
9.	Expansion Production Capacity	CRCA sheets= 1500 MT/Day ERW Steel Pipe= 00 MT/Day
10.	Total Production Capacity (Existing + Expansion)	CRCA sheets= 2100 MT/Day ERW Steel Pipe= 95 MT/Day
11.	Total Project Cost(Existing + Expansion)	262 Cr [70.68 Cr (Existing) + 191.32 Cr (expansion)]

M/s Prompt Enterprises Pvt. Ltd.

1.3.2. The Project Proponent

The project proponent for this project is Prompt Enterprises Pvt. Ltd., hereafter being referred as project proponent, it is an engineering company established in 2008. This unit was established by project proponent in the year 2021. It manufactures structural steel components like ERW steel pipes and cold rolled close annealed (CRCA) sheets. Basic Information of the Project Proponent is given in

Table 1.2.

Table - 1.2 Basic Information of Proponent

S. No.	Nature of Business	Exporter and Manufacturer
1.	Company Name	Prompt Enterprises Pvt Ltd
2.	Directors of Company	Mukesh Garg (MD) Mr. Kamlesh Gupta (Director) Mr. Vishal (Director) Ms Anubha Garg (Director)
3.	Year of Establishment	2021
4.	Legal Status of Firm	Private Limited Company
5.	GST No.	06AADCP3982G1ZB
6.	CIN No.	U51909DL2003PTC123366

1.4 Environmental Consultant

M/s OCEAO-ENVIRO Management Solutions (India) Pvt. Ltd. (OEMSIPL) is a QCI NABET accredited environment consultancy firm.

Company Name: OCEAO-ENVIRO Management Solutions (India) Pvt. Ltd.

QCI NABET Certificate: Certificate No. QCI CERTIFICATE NO-NABET/EIA/2124/RA 0217 Valid till 04.08.2024 attached as **Annexure IV**.

Registered Address: 208/79A, Street No 4, Rameshwar Nagar, Azadpur, Delhi – 110033

Correspondence Address: 218, Sector 11, Vasundhara, Ghaziabad, Uttar Pradesh – 201012

Email ID: info@oceaoenviro.com

Phone No: +91 120 – 4338047; Website: www.oceaoenviro.com

1.5 Need for the Project

Steel is considered the backbone of national economic development. A vibrant steel industry has historically been the foundation of a nation's rapid industrial development and is considered a yardstick for the improving standard of living of the people in a country. Keeping in view the increasing demand of cold roll stainless steel in the field of healthcare, automobiles and home appliances, it was felt by the management to establish the cold rolling Division to cater the domestic demand. At present the Stainless Steel coils are required in large amount in various industrial, infrastructure projects like railways, metro rails, household appliances, lifts etc. The consumption of ERW steel pipe, a key ingredient in several industries such as construction, infrastructure, will continue to be linked closely to the economic prospects of a country or region. The Company is continuously focusing on development of new value-added stainless-steel grades, process improvements, and customer satisfaction by developing customized products matching their specific requirements.

Due to its excellent corrosion resistance, high strength and attractive appearance, steel sees a wide range of uses across both industrial and consumer markets.

Keeping in view the increasing demand of cold roll steel in the field of healthcare, automobiles and home appliances, it was felt by the management to expand its activities. At present the Stainless Steel coils are required in large amount in various industrial, infrastructure projects like railways, metro rails, building and construction, lifts etc. The consumption of ERW steel pipe, a key ingredient in several industries such as construction, infrastructure, will continue to be linked closely to the economic prospects of a country or region.

1.6 Brief Description of the Project

The project site is located at Village Dhatir & Dudhola, Palwal, Haryana by M/s Prompt Enterprises Pvt. Ltd. over a land measuring 103322.288 sqm that is 25.53 acres (Existing + Expansion). We have already obtained Consent to Operate from Haryana Pollution Control Board vide a letter no. HSPCB/Consent/: 313102621PALCTO13467003 dated 02/08/2021 valid up to 30/09/2023 for the capacity of CRCA sheets- 600 MT/Day and ERW Steel Pipe- 95 MT/Day. The copy of CTO is attached ref *Annexure II*.

Now, project proponent wants to go for Expansion of production capacity from CRCA sheets- 600 MT/Day and ERW Steel Pipe- 95 MT/Day to CRCA sheets-2100 MT/Day and ERW Steel Pipe- 95 MT/Day.

Nature: The existing plant produces Cold Rolled closed annealed (CRCA) sheets and ERW steel

*CRCA sheets and Steel Pipes manufacturing facilities
At Village Dhatir & Dudhola, Palwal, Haryana*

Draft EIA Report - Chapter 1

pipes

Size: This is a large scale unit with approximate project cost of INR 262 Crore (70.68 Crore for existing Plant + 191.32 Crore for Proposed Plant). At present this plant engages about 100 in-house staffs and 300 staffs under contractual basis.

Land Area: The total area of the plant is 103322.288 sqm [42443 sqm (Existing plant) + 60879.288 sqm (proposed Expansion Unit)].

Location of the project: The project is located at the khasra No 24//25/3, 25//10, 11, 12, 19, 20, 21, 22, 27//1, 2/1, 2/2, 28//5/3/1, 24//25//1/4, 14/3/2, 15/2/1, 14/3/4,15/2/2, 12//24/3/1, 24//4/3/1, 5, 6, 15/1, 15/2/3, 16/1/1, 16/2/1/1, 16/2/1/2, 16/2/1/3, 25/1/3, 17/1/1/2, 16/2/1/4, 16/2/1/3, 25/1/1, 7/3/1, 22/1 in village Dhatir & 54//6, 7, 14, 15, 16/1, 17/1, 24/1, 25, 55//1/2, 20, 21/1, 21/2, 70//1, 2/1, 2/2, 3/1, 9, 10/1, 10/2, 11, 71//5 & 6 in Village Dudhola, Village Dhatir & Dudhola, District Palwal, Haryana. Google Earth image is shown in the Figure 1. Geographical location of the proposed project site is Latitude: 28°12'4.99"N, Longitude: 77°15'43.44"E.




Figure 1.1. Google Earth Image of the Project site

The present site photographs is shown in Figure 1.2.

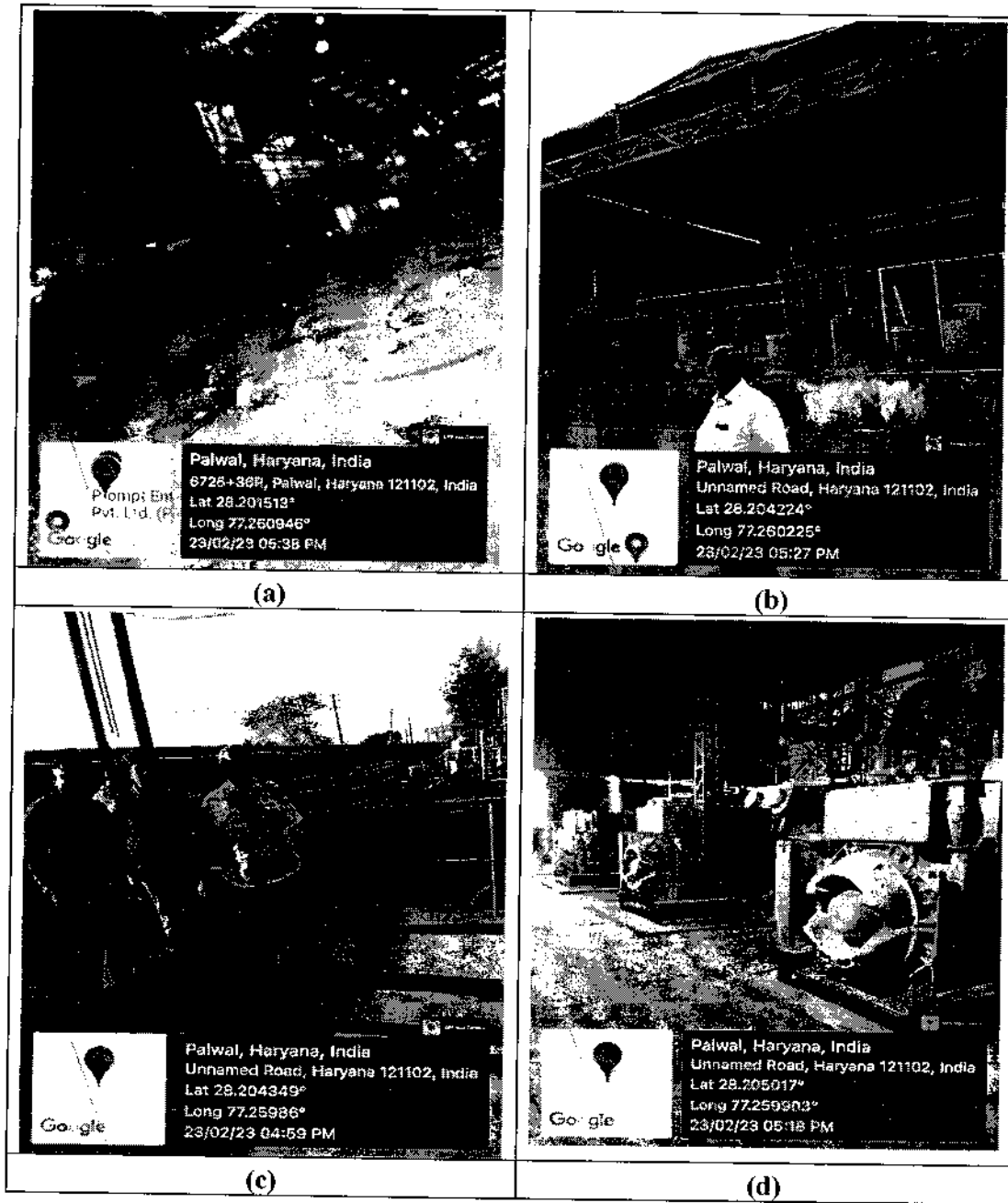


Figure 1.2 Site Photograph

1.7 Objective of EIA Study

The objective of EIA study is to predict and address potential Environmental Impacts anticipated from the project and its mitigation measures by identifying the key environmental impacts/ issues as a result

M/s Prompt Enterprises Pvt. Ltd.

of the planned activities and formulating mitigation measures, leading to an improvement in environmental quality.

1.8 Scope of the EIA Study

The scope of the study is:

- Filed survey for primary data generation on flora, fauna, socio-economic condition of the area and selection of environmental monitoring locations.
- On-site monitoring of environmental parameters viz. soil, water, ambient air and ambient noise and within 10 km radius from project site samples were collected and analyzed from total 8 locations for ambient air, 7 locations for ambient noise, 7 locations for soil, 6 locations for groundwater & 6 locations for surface water.
- Secondary data collection of land use pattern, topography, geological setting, meteorology, flora & fauna of the area and socio-economic environment
- Compilation of baseline environmental monitoring of environment parameter and social scenario of the study area within a radius of 10 km around the project site based on field studies covering 03 months (March 2023 – May 2023) and secondary data collection;
- Identification, prediction and evaluation of potential environmental impacts expected during the construction and operation phase of the project;
- Preparation of environmental monitoring programme in construction and operation phases
- Preparation of pollution control and mitigation measures, Environmental Management Plan (EMP) and approximate environmental budget allocation for the project.
- Incorporation of Terms of Reference (TOR) points

1.9 Study Methodology

The approach followed by M/s OCEAO-ENVIRO Management Solutions (India) Pvt. Ltd. in conducting the EIA study according to the applicable regulatory framework. The main stages followed are described below:

A. Stage-I

- Study of project design layouts to understand the project design and macro environmental aspects.

B. Stage-II

- Site visit and initial review of the project site to have the overall idea of the physical environment around the project site.

- The major issues needed to be addressed with due care were identified and monitoring plan for the environmental baseline was prepared;
- Baseline environmental assessment was conducted within the study area of 10 km radius around the project site;
- Survey study was carried out in the study area to assess the status of flora & fauna and socio-economic profile of the study area
- Secondary information was also collected through secondary sources like Department of Census, Local and City Offices, National Institutions (Survey of India, National Information Centre etc.), District Head Quarters and other Government Offices etc. as well relevant Published Literatures.
- Identification of environmental monitoring locations and monitoring/ sampling of environmental parameters
- Collection, collation and analysis of regional and local environmental status for various environmental attributes (like topography, geology, ambient air quality, meteorology, water quality, noise level, soil characteristics and land use, transport, settlement status and socio-economic aspects etc.).

C. Stage-III

- Compilation of environmental baseline data of the study area generated through primary field survey, monitoring of environmental parameters and secondary data collected from literature review, research institutions and Govt. departments.

D. Stage-IV

- Assessment of Environmental Impacts by predicting the scale and extent of changes associated with the project and their subsequent effects on environment against the baseline environmental condition, and evaluating the significance of such impacts against accepted criteria.

E. Stage-V

- Preparation of measures to mitigate significant impacts (evaluated from the impact prediction process) by proposing applicable alternatives and control measures.
- Finally, development of appropriate Environmental Management and Monitoring Plan to ensure that suitable mitigation measures are proposed to minimize the environmental impact both during construction and operation stage of the project.

1.10 Categorization of the Project & Environmental Clearance Process

As per directives of Honorable National Green Tribunal NGT order dated 12th February, 2020 and MoEF&CC Gazette notification vide a S.O. no. 3250(E) dated 20th July, 202 and EIA Notification 14th September, 2006 and its amendment thereof our project falls in Metallurgy industries (ferrous and non-ferrous) listed in Category 3(a), having total production capacity (Existing + Expansion) CRCA sheets- 2100 MT/Day and ERW Steel Pipe- 95 MT/Day. The project will be appraised by the State Expert Appraisal Committee on the basis of Environmental Impact Assessment (EIA) report and incorporations of points of standard and additional Terms of Reference (ToR) obtained from SEIAA, Haryana.

1.11 Legal Framework and Statutory Requirements

The Ministry of Environment and Forests (MoEF&CC) is the main regulatory body in the country which formulates all the environmental legislation, notification and guidelines. The relevant Acts & Rules applicable to the project are as given below:

- Water (Prevention & Control of Pollution) Act, 1974,
- Air Pollution (Prevention & Control of Pollution) Act, 1981,
- Environmental (Protection) Act, 1986
- Environmental (Protection) Amendment Rules, 2018
- Noise Pollution (Regulation and Control) Rules, 2000
- Solid Waste Management Rules 2016 and its Amendments thereof.
- Hazardous & Other Wastes (Management and Transboundary Movement) Rules, 2016 and Amendment 2019
- E-Waste (Management and Handling) Rules, 2016 and Amendment 2018
- Battery Waste Management Rules, 2001 and Amendment 2016
- Construction & Demolition Waste Management Rules, 2016
- Plastic Waste Management Rules, 2016 and Amendments thereof.
- Indian Forest Act 1927
- The Forest (Conservation) Act 1980 and as amended 1988

- The Forest (Conservation) Rules, 2003
- The Wildlife (Protection) Act, 1972 and as amended 2002.
- Punjab Land Preservation Act, 1900 (Area under Section 4 & 5 of PLPA)
- EIA Notification, 2006 and its Amendments thereof.
- Biomedical Waste Management Rules, 2016
- MHA order 40-3/2020-DM-I (A) dated 15th April 2020 regarding construction activities with COVID guidelines.

1.12 Post Environmental Clearance Monitoring

On award of the environmental clearance to a project, as per the EIA Notification, 2006 and its amendments thereof, it is mandatory for the project proponent to comply with conditions mentioned in the Environmental Clearance Order and submit six-monthly compliance report in respect of the stipulated prior environmental clearance terms & condition on 1st June & 1st December of each calendar year. The project proponent is also required to carry out the environmental monitoring as per the Environmental Monitoring and Management Plan.

1.13 Transferability of Environmental Clearance

An environmental clearance granted for a specific project or activity to an applicant may be transferred during its validity to another legal person entitled to undertake the project or activity on application by the transferor or the transferee with a written "no objection" by the transferor, to, and by the regulatory authority concerned, on the same terms and conditions under which the environmental clearance was initially granted, and for the same validity period.

1.14 Structure of Environment Impact Assessment Report

The environmental impact assessment study has been carried out to assess the impact of project on various environmental components. The methodologies and findings of the study are detailed in the EIA Report along with other relevant information under the different chapter headings as under:

Chapter 1: Introduction

Provides background information about the project and the project proponent along with the legal environmental requirements applicable to the project. The scope and EIA methodology adopted in preparation of EIA report have also been described in this chapter.

Chapter 2: Project Description

Briefly discusses the project features while elaborating on components bearing environmental

consequences.

Chapter 3: Description of the Environment

Discusses the environmental aspects of the project based on primary and secondary data collection. Socio Economic Studies and Description of Ecological Biodiversity in the core zone and buffer zone of 10 km radius from the project site.

Chapter 4: Anticipated Environmental Impacts & Mitigation Measures

Predicts the environmental impacts of the various components of the project during construction and operation phases to highlight concern areas requiring mitigation measures. Accordingly, it also suggests controls and mitigation measures to off-set/minimize the adverse impact while optimizing the positive benefits from the project.

Chapter 5: Analysis of Alternatives

Discusses the assessment of various options that may be available for different components of the project in terms of environmental sustainability. Lately, there are a number of options available for the use of building materials, means of energy conservation and methods of transportation. The various applicable options are thus evaluated for their suitability to project and environment.

Chapter 6: Environmental Monitoring Programme

Outlines the monitoring programme for environmental components during construction and operation phase to evaluate the environmental status of project area.

Chapter 7: Additional Studies

This chapter broadly looks at various aspects related to Traffic Impact Assessment, Disaster management and natural resource conservation.

Chapter 8: Project Benefits

Brings out the positive impacts from the project.

Chapter 9: Environmental Cost Benefit Analysis

The net present value, Internal rate of return, Benefit cost ratio and Cost effectiveness analysis will be determined.

Chapter 10: Environmental Management Plan

Organizes the suggested mitigation measures to aid implementation through formulation of performance indicators, reporting structure and pronounced implementation periods.

Chapter 11: Summary & Conclusion

Summarizes the important report findings and concludes on the environmental sustainability of the project.

Chapter 12: Disclosure of Consultants Engaged

Gives the names of the technical team involved in the report preparation along with Accreditation of the consultant from the quality council of India.

Standard & Additional Terms of Reference

This describes the reply for the points raised in TOR.

This present report is prepared based on scientific principles and professional judgment with resultant subjective interpretation. Professional judgments expressed herein are based on the available data and information collected from primary and secondary sources.

CRCA sheets and Steel Pipes manufacturing facilities
At Village Dhatir & Dudhola, Palwal, Haryana

Draft EIA Report - Chapter 2

CHAPTER -2 PROJECT DESCRIPTION

2.1 Type of Project

The project is a manufacturing of CRCA sheets and ERW Steel Pipes. There are no induction furnaces for manufacture of liquid steel. These items are produced by cold rolling of HR coils at high pressure. The project/activity under consideration is classified in activity 3(a) Metallurgical Industries (Ferrous and nonferrous). It is in nontoxic secondary metallurgical processing industries category. The capacity of proposed project is CRCA Sheets: 2100 MT/Day ERW Steel Pipe: 95 MT/Day (Existing + Expansion), since the capacity is more than 5000 TPA it falls under category B-1, as per the EIA notification 14th September 2006 and its amendment thereof. The project procured the raw material HRC Sheets from Tata Steel Ltd.

The total existing plot area of the project is 42443 sqm and expansion area is 60879.288 sqm thus total project area existing plus expansion is 103322.288 sqm.

2.2 Chronological History of the project

Chronological history of the project is shown below in the **Table 2.1**.

Table 2.1 Chronological History of the Project

S. No.	Particulates	Department	Date	Remarks
1.	LOI for regularization of existing industrial Unit	Office of the Senior Town Planner, Faridabad	11.12.2014	Memo No 6298
2.	Regularization of Existing Industrial Unit/Approval of Site Plan/CLU	Office of the Senior Town Planner, Faridabad	16.12.2014	STP (F) Regularization/2014/6344
3.	Approval of Building Plan (Existing Unit)	DTCP Haryana	05.09.2016	Memo No PL-1363/AD (RA)/2016/18818
4.	Occupation Certificate	DTCP Haryana	13.07.2017	Memo No PL-1363/SD (DK)/2017/16555

M/s Prompt Enterprises Pvt. Ltd.

14

CRCA sheets and Steel Pipes manufacturing facilities
At Village Dhatir & Dudhola, Palwal, Haryana

Draft EIA Report - Chapter 2

5.	CTO	HSPCB	02.08.2021 valid up to 30/09/2023	No. HSPCB/Consent/ : 313102621PALCTO13467003
6.	Change of Landuse permission/CLU of expansion Unit	DTCP Haryana	20.05.2022	Memo No. CLU/PL- 1684A/CTP/13850/2022
7.	Grant of Authorization under Hazardous and Other Wastes(Management & Transboundary Movement) Rules, 2016	HSPCB	13.08.2022	No. :HWM/PAL/2022/19948145
8.	Existing Petroleum Class B Installation License renewal	PESO	14/12/2022	License No: P/NC/HN/15/1870 (P394505)

2.3 Salient Features of the project

M/s Prompt Enterprises Pvt Ltd have proposed an expansion of CRCA sheets and Steel Pipes manufacturing facilities located at Village Dhatir & Dudhola, Palwal, Haryana. The existing production capacity is CRCA sheets: 600 MT/Day ERW Steel Pipe: 95 MT/Day and the proposed expansion production capacity is CRCA sheets: 1500 MT/Day ERW Steel Pipe: 00 MT/Day. The total production capacity existing plus expansion is CRCA Sheets: 2100 MT/Day ERW Steel Pipe: 95 MT/Day. The detailed salient features of the project is given in Table 2.2.

Table 2.2 Salient Features of the project

S. No.	Particulars	Existing Unit	Proposed Expansion Unit	Total
1	Production capacity	CRCA sheets: 600 MT/Day ERW Steel Pipe: 95 MT/Day	CRCA sheets: 1500 MT/Day ERW Steel Pipe: Nil	CRCA Sheets: 2100 MT/Day ERW Steel Pipe: 95 MT/Day
2	Area (sqm)	42443 sqm	60879.288 sqm	103322.288 sqm
3	No of Permanent Workers	100	150	250
4	No of Temporary	300	350	650

M/s Prompt Enterprises Pvt. Ltd.

CRCA sheets and Steel Pipes manufacturing facilities
At Village Dhatir & Dudhola, Palwal, Haryana

Draft EIA Report - Chapter 2

	Workers			
5	Raw material	700 MT/Day HRCA Sheets	1700 MT/Day HRCA Sheets	2400 MT/Day HRCA Sheets
6	Total Water Demand	4 KLD for (Domestic usage)	23.675 KLD for (Domestic usage)	27.675 says 28 KLD (Domestic usage)
		65 KLD (Plant operation)	398 KLD (Plant operation)	463 KLD (Plant operation)
7	Wastewater Generated	3 KLD (Domestic Effluent)	21 KLD (Domestic Effluent)	24.03 KLD say 24 KLD (Domestic Effluent)
		52 KLD (Industrial Effluent)	318 KLD (Industrial Effluent)	370 KLD (Industrial Effluent)
8	ETP capacity (>20 % higher from total waste water generated)	220 KLD	230 KLD	450 KLD
9	STP capacity (>25 % higher from total waste water generated)	Total wastewater generated= 24 KLD STP capacity= 30 KLD		30 KLD
10	Power Demand	4.2 MW	7.5 MW	11.7 MW
11	RWH pits	3 RWH Storage Tanks		3
12	Parking	318 ECS		318 ECS
13	PNG Gas required	450 MMBTu /Day	550 MMBTu/Day	1000 MMBTu/Day

The master site layout plan of the project showing plot boundary, location of various blocks, roads, landscape, and location of Gas Gen Sets, Sewage Treatment Plant, Effluent Treatment Plant, Rain Water Harvesting Tank and some other features is enclosed as **Annexure V**.

2.4 Project Location

The project is located at the Village Dhatir & Dudhola, District Palwal, Haryana. Geographical coordinates of the project is mentioned in the **Table 2.3**. The project location with respect to country and state of Haryana is shown in **Figure 2.1** and the project location earmarked on 500 meter buffer on google earth image is shown in the **Figure 2.2**.

Table 2.3: Geo-coordinates of the project site

Pillar No.	Latitude	Longitude	Pillar No.	Latitude	Longitude
A	28°12'4.99"N	77°15'43.44"E	J	28°12'17.94"N	77°15'43.09"E
B	28°12'4.89"N	77°15'38.74"E	K	28°12'14.66"N	77°15'43.11"E
C	28°12'6.51"N	77°15'38.06"E	L	28°12'14.69"N	77°15'46.48"E
D	28°12'17.72"N	77°15'34.21"E	M	28°12'13.07"N	77°15'46.48"E
E	28°12'21.27"N	77°15'34.32"E	N	28°12'13.06"N	77°15'46.03"E
F	28°12'21.21"N	77°15'40.15"E	O	28°12'11.44"N	77°15'46.03"E
G	28°12'19.19"N	77°15'40.16"E	P	28°12'11.42"N	77°15'43.07"E
H	28°12'19.21"N	77°15'41.79"E	Q	28°12'9.95"N	77°15'43.04"E
I	28°12'17.95"N	77°15'41.80"E	R	28°12'6.59"N	77°15'45.28"E

CRCA sheets and Steel Pipes manufacturing facilities
At Village Dhatir & Dudhola, Palwal, Haryana

Draft EIA Report - Chapter 2

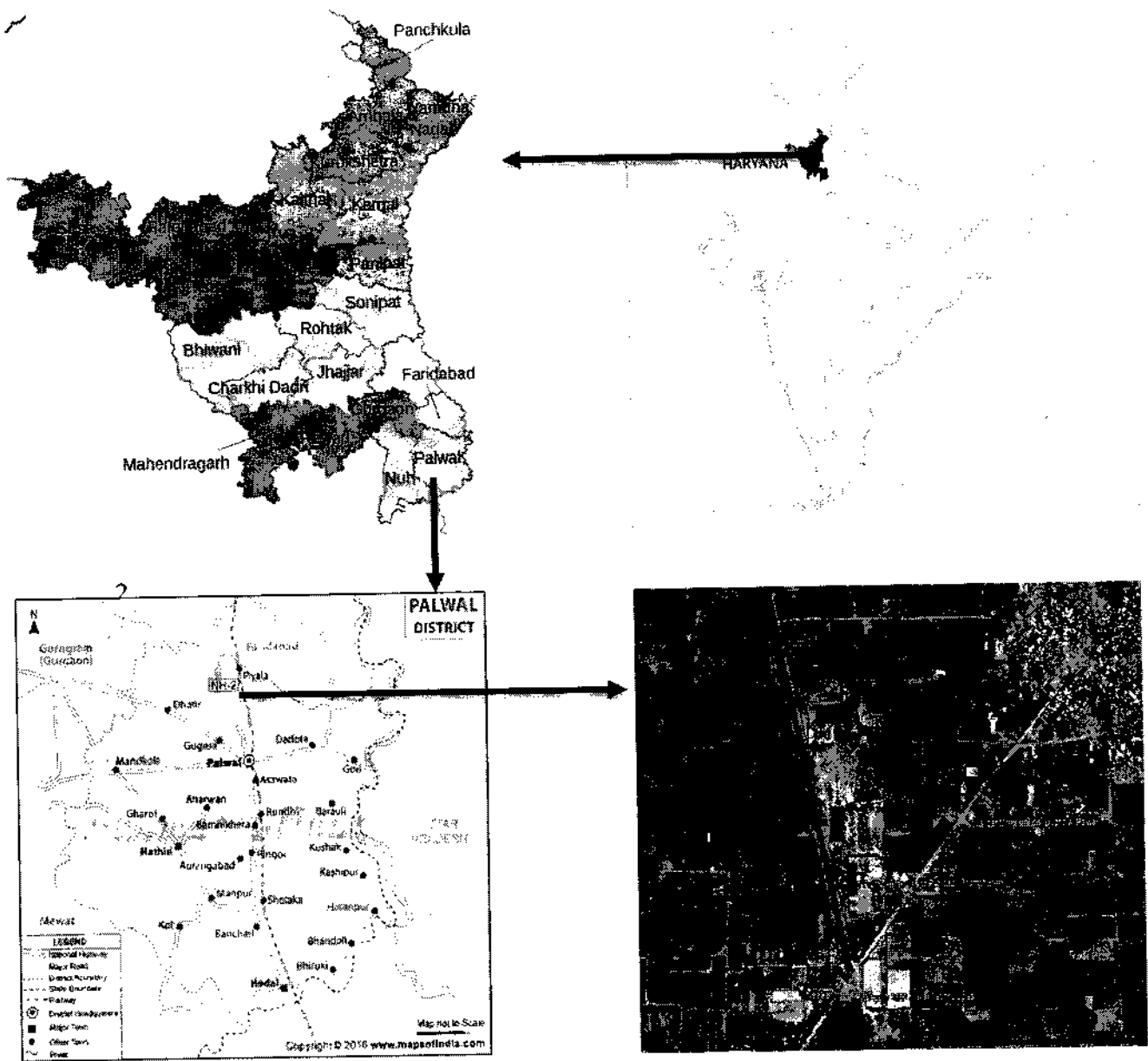


Figure 2.1: Project Site Location

CRCA sheets and Steel Pipes manufacturing facilities
At Village Dhatir & Dudhola, Palwal, Haryana

Draft EIA Report - Chapter 2




Figure 2.2: Google Earth Image of the Project site

2.5 Surrounding Features

The project is well connected by Prithla- Dhatir Road which is adjacent to project site which in turns directly connected to the NH-919 Highway. The Ecological Sensitive area within 15km radial distance from project periphery is given in Table 2.4. The buffer map on Google Earth Image of 500 m, 2 Km, 5 Km, 10 Km and buffer map of 15 km on Toposheet is shown in Figure 2.3, 2.4, 2.5, 2.6 and 2.7 respectively and also attached as Annexure VI (a) - (e) respectively.

The project falls on Survey of India Toposheet no H43X8.

Table 2.4 Project site connectivity

S. No	Particulates	Name of Places	Distance (Km)	Direction
1.	Nearest Airport	Indira Gandhi International Airport	39.5	NNW
2.	Nearest Railway Station	Asaoti - Railway station, Haryana	8.0	NE
		Palwal - Railway station,	9.5	SE

M/s Prompt Enterprises Pvt. Ltd.

*CRCA sheets and Steel Pipes manufacturing facilities
At Village Dhatir & Dudhola, Palwal, Haryana*

Draft EIA Report - Chapter 2

		Haryana		
3.	Nearest Bus Stand	Palwal Bus Stand	9.1	SE
4.	Nearest State Highway/Any other road	Prithla- Dhatir Road	0.01	SE
5.	Nearest National Highway	NH- 919	1.8	SW
6.	Nearest School/College	B.M. Modal School, Dudhola, Palwal, Haryana	0.6	NE
		SLD College, Prithla - Sehrala Rd, Chhaprola, Haryana	4.6	N
7.	Nearest Temple/Mosque	Hanuman Mandir	1.4	SSW
		Jama Masjid Softa	6.7	N
8.	Nearest Hospital	Om Premia Hospital, Delhi- Mathura Road	7.1	ESE
9.	Nearest Police Station	Police Chawki, Palwal, Haryana	3.6	W
10.	Nearest Fire Station	Haryana Fire and Emergency Services - Fire station, Faridabad	13.6	NNE
11.	State Border	No State border is present within 15 km of buffer area of project site		
12.	International Border	No International border is present within 15 km of buffer area of project site		
13.	Nearest Town, City, District Headquarters	Palwal	7.1	SE
14.	Nearest Pond	Pond near project site	0.5	NE
		Pond near project site	0.66	NE
		Pond, Dhatir, Haryana	1.5	SW
15.	Nearest River/Nallah/ Canal	Canal, Sikandar Pur,	0.01	WSW

M/s Prompt Enterprises Pvt. Ltd.

20

*CRCA sheets and Steel Pipes manufacturing facilities
At Village Dhatir & Dudhola, Palwal, Haryana*

Draft EIA Report - Chapter 2

		Haryana		
16.	Wild Life Sanctuary	No wild Life sanctuary is located within 15 km of buffer area of project site		
17.	Reserved Forest	No wild Life sanctuary is located within 15 km of buffer area of project site		
18.	Protected Forest (Source :- SOI Toposheet)	Palwal P F	11.4	SE
19.	Wetland	No Wetland is located within 15 km of buffer area of project site		
20.	Nearest Defence Installation	No Defence Installation is located within 15 km of buffer area of project site		
21.	Village Panchayats, Zila Parishad, Municipal Corporation, Local Body	Municipal Corporation Office, Nathu Colony, Ballabhgarh Faridabad, Haryana 121001	15.7	NNE
22.	Historical Importance Place	No Historical Importance Place is located within 15 km of buffer area of project site		

M/s Prompt Enterprises Pvt. Ltd.

21

CRCA sheets and Steel Pipes manufacturing facilities
At Village Dhatir & Dudhola, Palwal, Haryana

Draft EIA Report - Chapter 2

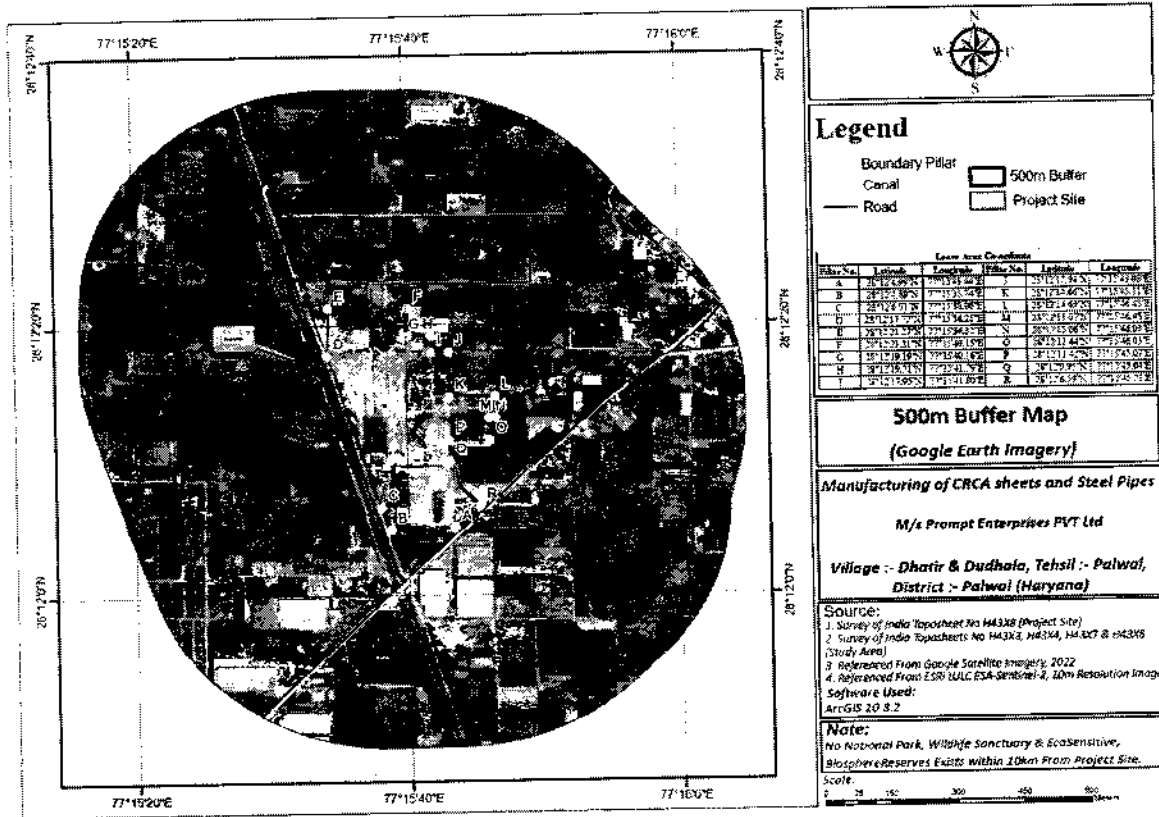


Figure 2.3: 500 m Buffer Map of Project Site on Georeferenced Topo-sheet

*CRCA sheets and Steel Pipes manufacturing facilities
At Village Dhatir & Dudhola, Palwal, Haryana*

Draft EIA Report - Chapter 2

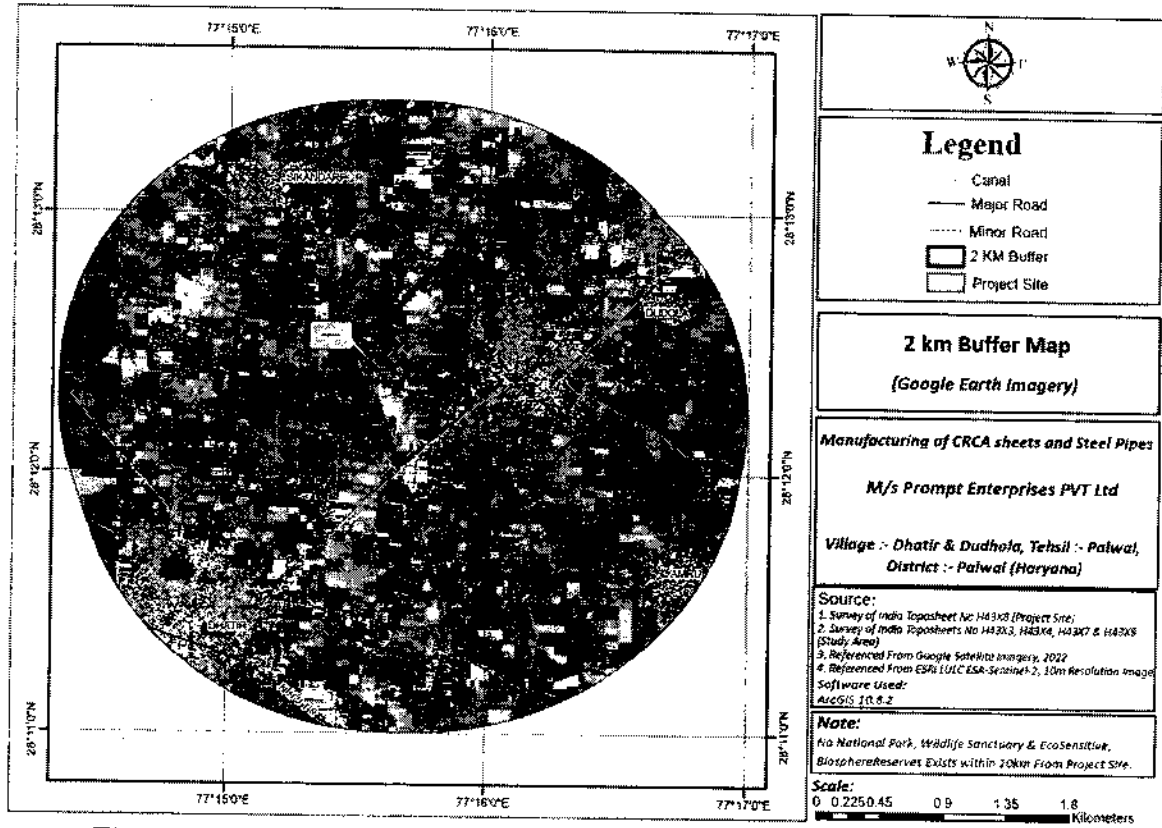


Figure 2.4: 2 Km Buffer Map of Project Site on Georeferenced Topo-sheet

*CRCA sheets and Steel Pipes manufacturing facilities
At Village Dhatir & Dudhola, Palwal, Haryana*

Draft EIA Report - Chapter 2




Figure 2.5:5 km Radius Map around the Project Site on Google Earth Image

CRCA sheets and Steel Pipes manufacturing facilities
At Village Dhatir & Dudhola, Palwal, Haryana

Draft EIA Report - Chapter 2

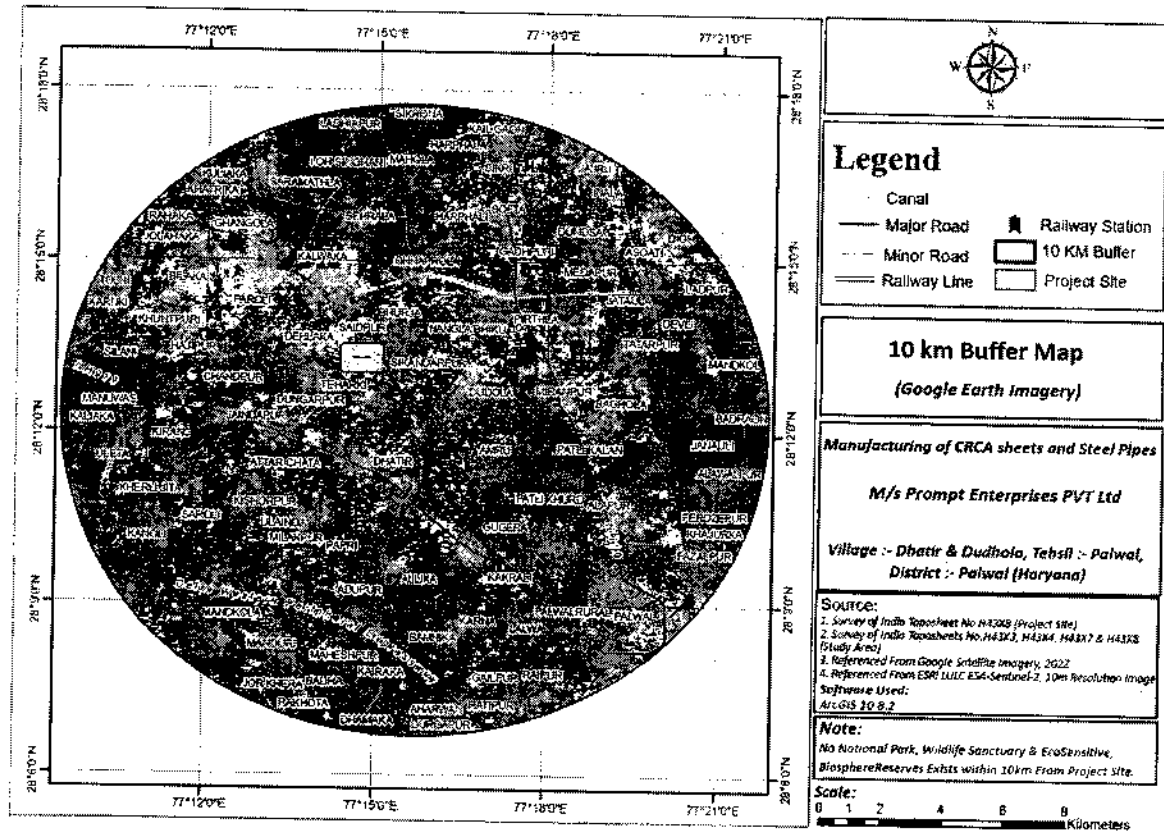


Figure 2.6: 10 km Radius Map around the Project Site on Google Earth Image

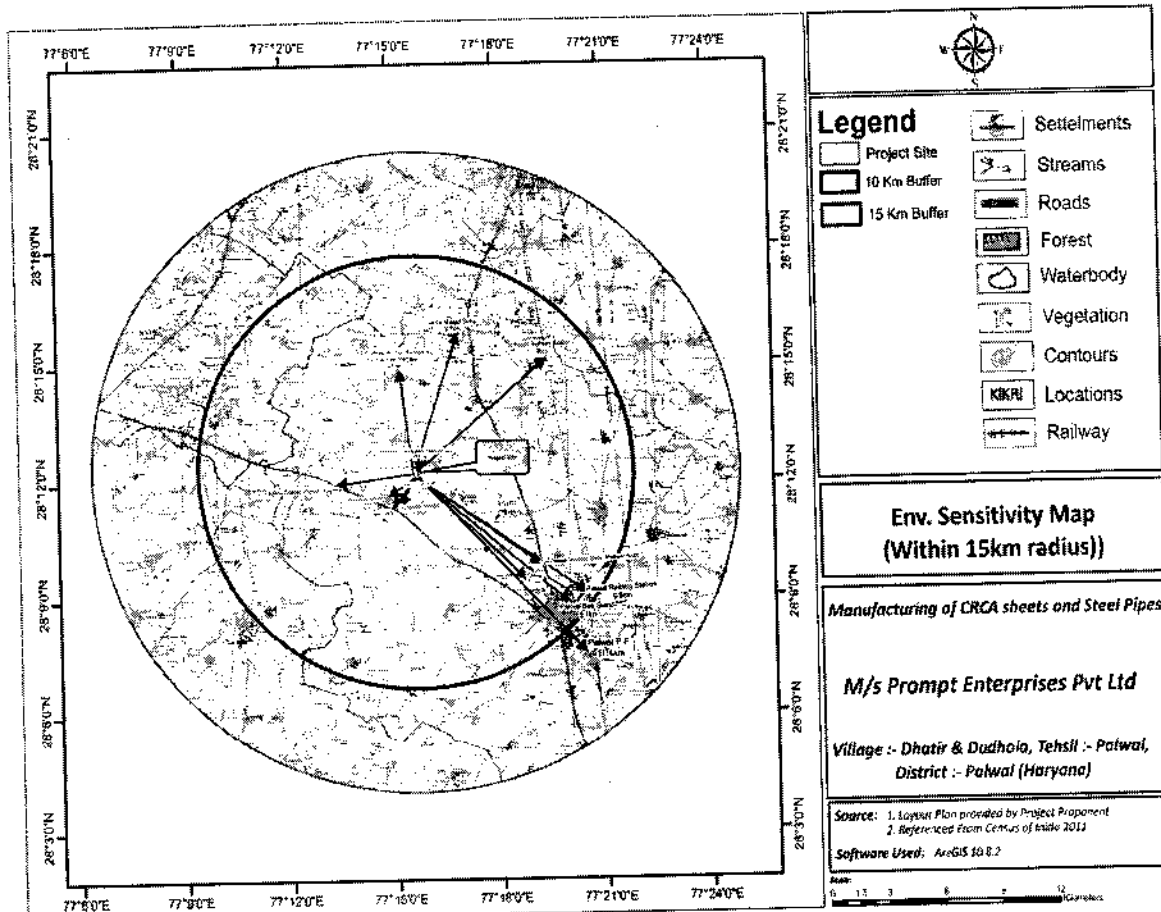


Figure 2.7: 15 km Radius (Environment Sensitivity) Map around the Project Site Google Earth Image

2.5.1 List of nearby Industries:

A list of major industries with their product name and distance from project site within study area (10 km radius) is shown in the **Table 2.5** and the location of the industries is depicted in the study area map shown as **Figure 2.8** and same is attached as **Annexure VII**. Gadpuri unit of Prompt Enterprises Pvt Ltd is located approx. 5.52 km in the NNE direction. Apart from that other industries located nearby are: J D Sons Steels Pvt Ltd, Shree Balajitech India. GNU Steel Casting Pvt Ltd, GNU Steel Casting Pvt Ltd, Maestro International, Ferron Tubes Pvt Ltd, S G INDUSTRIES etc.

*CRCA sheets and Steel Pipes manufacturing facilities
At Village Dhatir & Dudhola, Pahwal, Haryana*

Draft EIA Report - Chapter 2

Table 2.5: List of Major Industries in the Study area

S. No	Name of Industry	Distance from Project Site	Direction
1.	Prompt Enterprises Pvt Ltd (Prompt Steel Gadpuri)	5.52	NNE
2.	J D Sons Steels Pvt Ltd	1.83	ENE
3.	Shree balajitech India	0.72	N
4.	GNU Steel Casting Pvt Ltd	3.30	ENE
5.	M M Castings Pvt Ltd	3.17	ENE
6.	Fast Traders	4.31	ENE
7.	Maestro International	5.414	ENE
8.	Ferron Tubes Pvt Ltd	5.45	ENE
9.	S G INDUSTRIES	0.52	N
10.	ECO PLAST INDUSTRY	3.89	ENE
11.	Mahabir Plastic Industries - Unit 2	4.67	ENE
12.	G.B. Industry	5.5	ENE

M/s Prompt Enterprises Pvt. Ltd.

27

CRCA sheets and Steel Pipes manufacturing facilities
At Village Dhatir & Dudhola, Palwal, Haryana

Draft EIA Report - Chapter 2

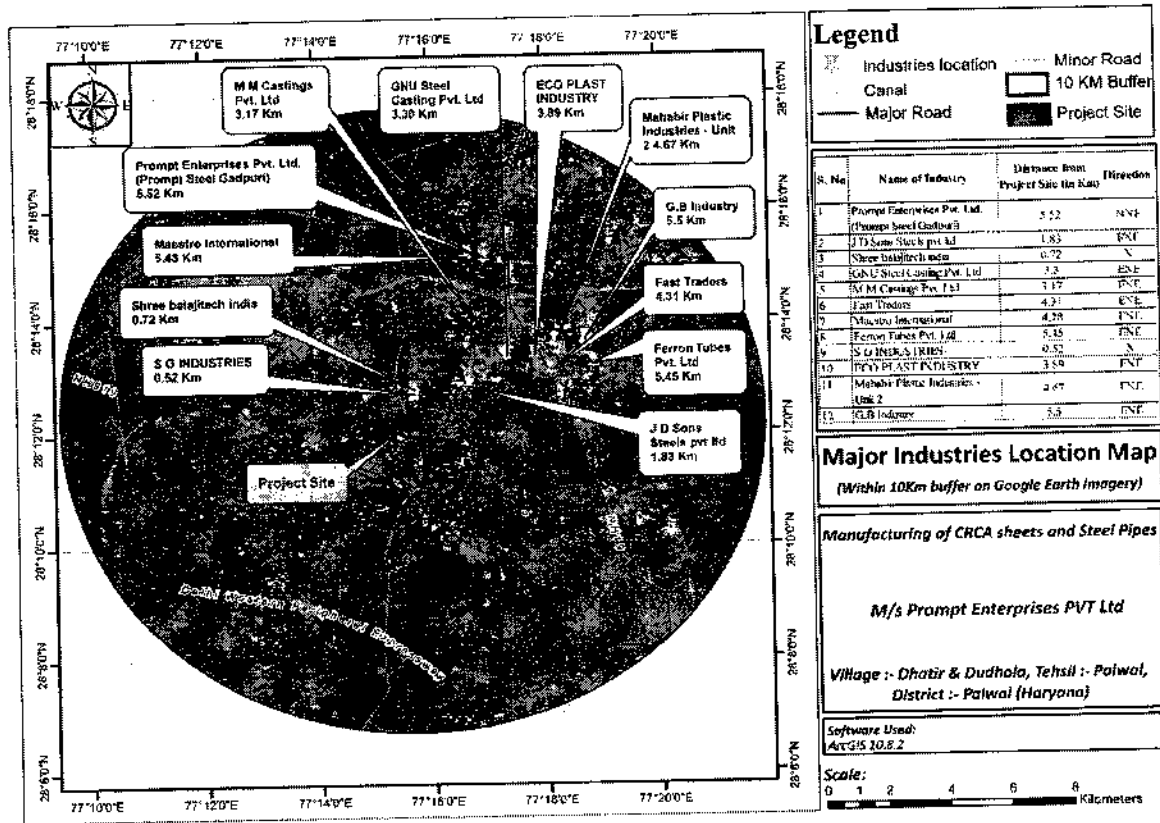


Figure 2.8: Location of the industries is depicted in the study area map

2.6 Project Description

2.6.1 Area Details

The details of Area statement is shown in the Table 2.6.

Table 2.6: Land Utilization Statement

S. No.	Area Statement	Area (sqm)
1	Total Plot Area	103322.288
(a)	Existing Plot Area	42443
(b)	Proposed Additional granted CLU area	60879.288
2	Permissible Covered area on Ground Floor 60%	61993.372
3	Provided Covered Area on the GF (54.158%)	55957.424

M/s Prompt Enterprises Pvt. Ltd.

*CRCA sheets and Steel Pipes manufacturing facilities
At Village Dhatir & Dudhola, Palwal, Haryana*

Draft EIA Report - Chapter 2

(a)	Existing Covered area on GF	7689.91
(b)	Proposed Covered area on GF	48267.514
4	Permissible FAR 125 %	129152.86
5	Achieved FAR (62.023%)	64283.955
6	Non FAR	114.447
7	Built-up Area	64398.432
8	Green area (10%)	10332.23
9	Open Parking Area	7330.975
10	Amenities Area	2000
10	Open Area	27701.659

2.6.2 Size or Magnitude of Operation

The existing unit and its expansion will be carried out in an area of 1, 03,322.288 sqm. For existing Unit 42,443 sqm has been utilized. For proposed expansion additional 60,879.288 sqm land has been acquired. The production capacity of project is mentioned below in the Table 2.7.

Table 2.7 Production capacity of project

S. No.	Product	Quantity		Total Production after expansion	Unit
		Existing Unit	Proposed Expansion		
1	CRCA Sheets	600	1500	2100	Metric Tonnes/Day
2	Steel Pipes	95	-	95	Metric Tonnes/Day

2.6.3 Associated Units/Facilities -The associated major utilities and services which are available for proper functioning of the Project are:

- 3 Cooling Tower (2 x 1000TR, 1 x 1000TR)
- DM Plant [30m³/hr]
- Softener Plant [20 m³/hr]
- 3 Gas Gen sets [total capacity 3 X 2500 kw]
- Liquid / gas Fuel Storage [HSD 30 KL]

M/s Prompt Enterprises Pvt. Ltd.

- Inhouse Quality Control Laboratory
- 14 Air Compressor (capacity: 22 kw-160 kw)
- Chiller 2x 150 TR
- Wastewater treatment and recycling equipment [ZLD System]
- Liquid and Gas Fuel Storage (shown in the Table 2.8)

Table 2.8 Onsite Fuel/Gas Storage details

S. No.	Fuel Type	Storage capacity	Type
1	Diesel	30 KL	Under Ground
2	LPG	422 kg X8 Nos per Day	Over Ground
3	PNG	-	Suppling through Pipe Line
4	N ₂	10 KL	Over Ground
5	H ₂	6 m ³ X 172 Nos per Day	Over Ground

The Project is having 2 PNG based boilers [capacity 5TPH and 3TPH] provided with stacks of adequate height.

2.6.4 Manpower requirement

The manpower requirement of the project is approx. 250 permanent worker and 650 Temporary worker under contractual basis in both existing and expansion unit. The breakup of manpower is shown in the Table 2.9.

Table 2.9 Manpower of the project

S. No	Particulars	Existing Unit	Proposed expansion Unit	Total
A	No of Permanent Workers	100	150	250
B	No of Temporary Workers	300	350	650

2.6.5 Technology & Process Description

2.6.5.1. Process Technology

The Prompt Enterprises Pvt Ltd, Cold Rolling Division is equipped with all state-of-art facilities like 6 HI Single Stand Reversing cold rolling mill with IMR Shifting, Mill Tilting and Shape meter advantages for higher degree of Shape & profile correction. The cold rolled Annealing & Pickling line is on environment friendly PNG fuel with better and fastest temperature control associated with Acid Pickling with very high control of pickling process. The online Skin Pass and Tension Levelling has made the process capable of producing finished CRCA product at par with superior quality. The off line surface inspection system also provides a very high resolution surface quality. There is provision of offline Skin Pass Mills which helps to cater high luster requirements.

In the Existing Unit, the Cold Rolling Division (CRD) produces Cold Rolled Strips (CRCA), and Steel Pipes. CRCA means Cold rolled close annealed, in this process metal is rolled at temperature below recrystallization level. Cold roll are much harder and have smoother finish than hot rolled metal.

2.6.5.2. Process Description

The process of CRCA sheets and ERW Steel pipe manufacturing is described as flow chart in the **Figure 2.9**. The Major steps involved in the process are:

Cold Rolling process: The cold rolling is the process of strengthening steel and reducing its thickness by changing its shape without using heat. The Hot Rolled Coils are used as raw material for the manufacturing of cold rolled CRCA sheets in this Project. The Complete process involves following steps: Pickling, Cold rolling, annealing, Slitting, CTL (Cut to length), Packing, Weighing, Shipment

Pickling: Steel pickling refers to a treatment that is used to remove impurities, rust, and scale from the surface of a material. During hot working processes, an oxide layer (referred to as "scale", due to the scaly nature of its appearance) develops on the surface of the metal. To restore the best corrosion resistant performance, the damaged metal layer must be removed, exposing a fully alloyed stainless steel surface. In order to remove this oxide layer, the raw material i.e. hot rolled low carbon steel coil is send to Push Pull Pickling Line where it is dipped into high strength pickle

liquor i.e. hydrochloric acid followed by low strength pickle liquor and final washing with water is carried out.

Cold Rolling: After pickling hot rolled pickled steel coils having strip thickness 1.2-5.0 mm are sent to the Coil Preparation line (Rolling) where coils are passed into 4 HI Single Stand Reversing cold rolling mill to maintain the desired strip thickness (0.15 mm- 3.0 mm) .

Annealing: Next, cold-rolled sheets are softened by annealing in a furnace. Annealing is the process of relieving the internal stresses in the steel that was built up during the cold rolling process. In this process, the cold-rolled steel is heated in presence of hydrogen gas in a bell shaped annealing tower at temperature above its recrystallization temperature (620 to 650 °C), at 35 to 40 mbar pressure for 14 hours. The process makes the surface of coils smoother. The smoother the surface finish is, the higher resistance to corrosion it will exhibit.

Slitting: Slitting of CRPA sheets is the process where CRPA sheets cutting is carried out with circular knives, which is used to split wide coiled sheet metal into narrower widths or for edge trimming of rolled sheet.

CTL (for CRCA sheets production): After Slitting sheets are directly cut into desired length as end product.

Tube Mill (for Steel Pipe Production): Tube mills produce pipe and tube by taking a continuous strip of material and continuously roll forms it until the edges of the strip meet together at a weld station.

A dedicated facility for manufacture of very thin gauge, narrow precision strips with very high flatness, close tolerances and excellent surface finish exists to produce cold rolled products in the wide range of 0.15 to 3 mm thickness.

Final products: Final products i.e. CRCA sheets and Steel pipes etc. are sent to consumers which includes construction industry, automobile plants, railways, airports, Metro Rails, Household Appliance Manufacturers, and several other government and nongovernment projects.

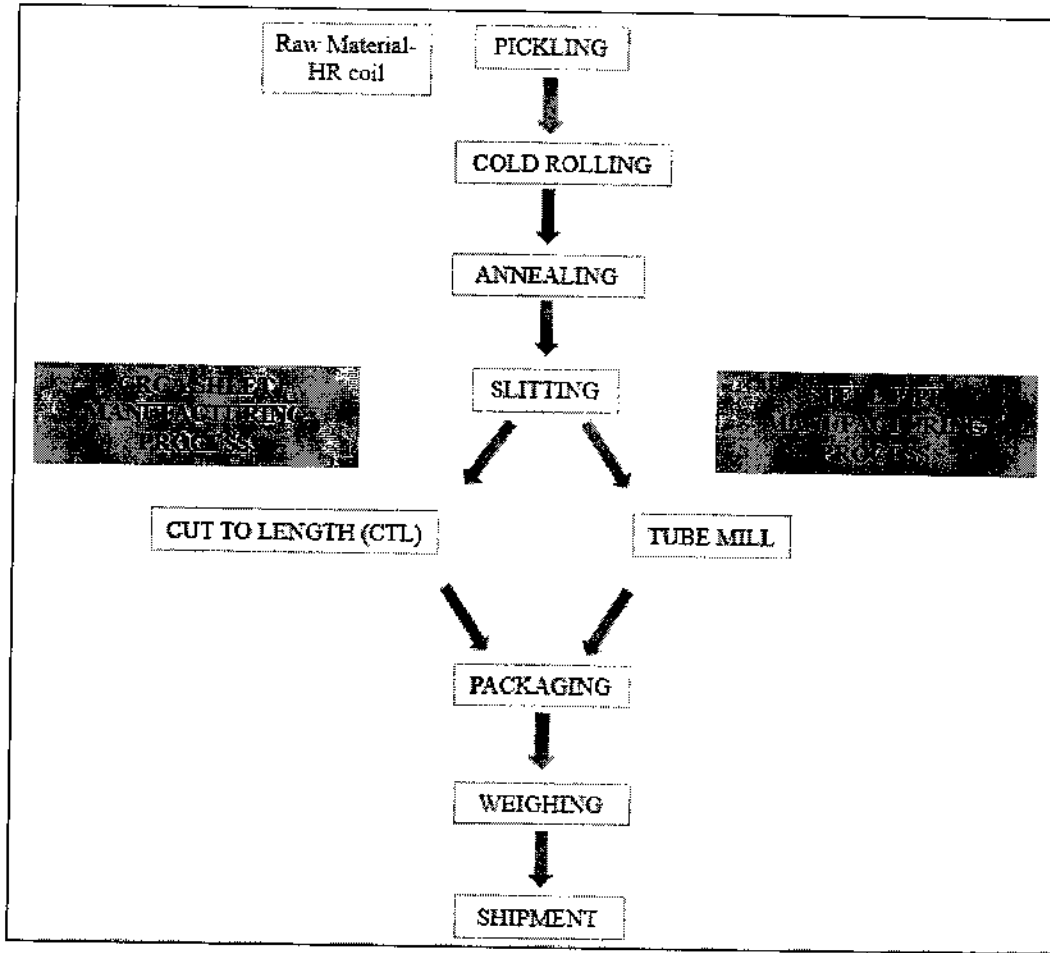


Figure 2.9: The process flow diagram for manufacturing of CRCA sheets and ERW Pipe

2.6.5.3 Section wise process details

CRCA Sheets manufacturing division:

COLD ROLLING DIVISION SECTION-1: HSPA LINES

Process Name	Pickling & Annealing of Hot Rolled Coils
Process Sequence	HR Coil □ Pickling □ Annealing □ HSPA Coils
Input	• Hot Rolled Coils
Output	• Pickled Annealed Coils
Wastes I	Used oil & lubricants

*CRCA sheets and Steel Pipes manufacturing facilities
At Village Dhatir & Dudhola, Palwal, Haryana*

Draft EIA Report - Chapter 2

Nature	Irrecoverable
Disposal	Sold to authorized recycler
Wastes 2	Used empty drums/ Jerry Canes of Acids/drums
Nature	Recoverable
Disposal	Disposal through authorized recycler
Wastes 3	Misc. Material (Old cloth, Gloves etc.), Filter cloth
Nature	Irrecoverable
Disposal	Sent to Common HWTSDF
Wastes 4	Packing Waste (wood, etc.)
Nature	Irrecoverable
Disposal	Sold to vendor
Intermediate Waste 1	Furnace scale
Nature	Recoverable
Disposal	Sent to recyclers
Waste 5	Neutralized pickling sludge
Nature	Recoverable
Disposal	Sent to brick making machine

SECTION-2: Cold Rolling Mills

Process Name	Rolling of Annealed Coils
Process Sequence	HRPA Coil □ Rolling □ CRPA Coils
Input	<ul style="list-style-type: none"> Coils (HRPA, CRPA)
Output	<ul style="list-style-type: none"> CRFH (Cold rolled full hard) Coils
Waste 1	Used oil & lubricants
Nature	Irrecoverable
Disposal	Sold to authorized recycler
Waste 2	Used empty drums
Nature	Recoverable
Disposal	Disposal through authorized recycler
Wastes 3	Misc. Material (Old cloth, Gloves etc.), Filter cloth

M/s Prompt Enterprises Pvt. Ltd.

34

CRCA sheets and Steel Pipes manufacturing facilities
At Village Dhatir & Dudhola, Palwal, Haryana

Draft EIA Report - Chapter 2

Nature	Irrecoverable
Disposal	Sent to Common HWTSDF
Wastes 4	Packing Waste (wood, etc.)
Nature	Irrecoverable
Disposal	Sent for sale
Wastes 5	Used Inter leaving paper
Nature	Recoverable
Disposal	Sent to recycling

SECTION-3: AP LINES

Process Name	Pickling & Annealing of Cold Rolled Coils
Process Sequence	CR FH Coil □ Pickling □ Annealing □ CRPA Coils
Input	• CRFH Coils
Output	• CRPA Coils
Waste 1	Used oil & lubricants
Nature	Irrecoverable
Disposal	Sold to authorized recycler
Waste 2	Used empty drums/ Jerry Canes of Acids/drums
Nature	Recoverable
Disposal	Disposal through authorized recycler
Wastes 3	Misc. Material (old cloth, used gloves etc.), filter cloth
Nature	Irrecoverable
Disposal	Sent to Common HWTSDF
Wastes 4	Packing Waste (wood Pallets, Plastic Bags, Packaging Material, Corrugated Sheets etc.)
Nature	Irrecoverable
Disposal	Sent for sale
Intermediate Waste 1	Furnace scale

M/s Prompt Enterprises Pvt. Ltd.

*CRCA sheets and Steel Pipes manufacturing facilities
At Village Dhatir & Dudhola, Palwal, Haryana*

Draft EIA Report - Chapter 2

Nature	Recoverable
Disposal	Sent to recycler
Intermediate Waste 2	Neutralized pickling sludge
Nature	Recoverable
Disposal	Sent to SAF in HRD unit for metal recovery

SECTION-4: CR FINISHING LINES

Process Name	SLITTING / TRIMMING/ SHEETING
Process Sequence	UNCOILING+SLITTING+SHEARING+COILING
Input	• HSPA / CRPA COIL
Output	• HSPA / CRPA Finish COIL
Intermediate Waste 1	MS Scrap
Nature	RECOVERABLE
Disposal	SEND TO recyclers
Wastes 1	Used Inter leaving paper
Nature	Recoverable
Disposal	Sent to recycling
Wastes 2	Packing Waste (wood Pallets, Plastic Bags, Packaging Material, Corrugated Sheets etc.)
Nature	Irrecoverable
Disposal	Sent for sale

Steel Pipe manufacturing division:

SECTION-1: HSPA LINES

Section	HSPA
Process Name	Pickling & Annealing of Hot Rolled Coils
Process Sequence	HR Coil □ Pickling □ Annealing □ HSPA Coils
Input	• Hot Rolled Coils
Output	• Pickled Annealed Coils

M/s Prompt Enterprises Pvt. Ltd.

36

*CRCA sheets and Steel Pipes manufacturing facilities
At Village Dhatir & Dudhola, Palwal, Haryana*

Draft EIA Report - Chapter 2

Wastes 1	Used oil & lubricants
Nature	Irrecoverable
Disposal	Sold to authorized recycler
Wastes 2	Used empty drums/ Jerry Canes of Acids/drums
Nature	Recoverable
Disposal	Disposal through authorized recycler
Wastes 3	Misc. Material (Old cloth, Gloves etc.), Filter cloth
Nature	Irrecoverable
Disposal	Sent to Common HWTSDf
Wastes 4	Packing Waste (wood, etc.)
Nature	Irrecoverable
Disposal	Sold to vendor
Intermediate Waste 1	Furnace scale
Nature	Recoverable
Disposal	Sent to recycler
Waste 5	Neutralized pickling sludge
Nature	Recoverable
Disposal	Sent to brick manufacturing machine

SECTION-2: Slitting LINES

Section	SPD(Slitting)
Process Sequence	Material received CRD/ Mill Coils loaded on slitting line slitting process as per SOP slitted Coils unloaded from line slitted coil store in slitted shed
Input	<ul style="list-style-type: none"> • Untrimmed coil
Output	<ul style="list-style-type: none"> • Trimmed coil
Intermediate Waste 1	Trimming scrap
Nature	Recoverable
Disposal	Scrap bin, send to recyclers
Waste 1	Used consumables
Nature	Irrecoverable

M/s Prompt Enterprises Pvt. Ltd.

*CRCA sheets and Steel Pipes manufacturing facilities
At Village Dhatir & Dudhola, Palwal, Haryana*

Draft EIA Report - Chapter 2

Disposal	Sale
----------	------

Section	Tube Mill
Process Sequence	Material received from Slitting process □ sheets loaded on Tube Mill □ rolling and shaping of sheets for pipe production as per desired size and shape
Input	<ul style="list-style-type: none"> • Slitted sheets
Output	<ul style="list-style-type: none"> • Steel pipe
Waste 1	Used oil
Nature	irrecoverable
Disposal	Sent to recycling

SECTION-3: Packing & Dispatch Section

Section	SPD (Packing & Dispatch)
Process Sequence	Material received from tube mill division □ packing process as per SOP □ Dispatch process as per SOP □ Finish material stock in dispatch shed
Input	<ul style="list-style-type: none"> • Finish steel pipe
Output	<ul style="list-style-type: none"> • Packed finish steel pipe
Waste 1	Used consumables
Nature	Irrecoverable
Disposal	Sale
Wastes 2	Used Inter leaving paper
Nature	Recoverable
Disposal	Sent to recycling

2.7 Raw Material Requirement

Raw material: Raw material required is Hot rolled low carbon steel coils. Hot Rolled Coils of Steel are procured from Tata Steel Ltd. Required quantity of raw material is mentioned in the **Table 2.10.**

CRCA sheets and Steel Pipes manufacturing facilities
At Village Dhatir & Dudhola, Palwal, Haryana

Draft EIA Report - Chapter 2

Table 2.10 Estimated Quantity of Raw material required

Sr. No.	Product	Quantity (Existing Unit)	Quantity (Proposed Expansion Unit)	Total Quantity required after expansion
1	Hot Rolled Coils of Steel	700 MT/Day	1700 MT/Day	2400 MT/Day

Other required raw materials are different acids, fuels, rolling oil, packaging wood etc. These materials are procured from domestic market. Approximate annual handling of raw materials is shown in the **Table 2.11**. All raw materials are brought by road using multi axel trucks.

Table 2.11: Consolidated Raw Material Requirement and Source

S. No.	Name	Quantity	Source	Transportation
1	Hot Rolled Coils	750000 TPA	From Tata Steel	By Road
2	Hydro Chloric Acid	25 Ton	Domestic	By Road
3	Rust preventing Oil	350 LPD	Domestic	By Road
4	Rolling Coolant	600 LPD	Domestic	By Road

2.8 Water Requirement and Source

Water requirement by Staff and its management

Total fresh water requirement for domestic purpose is 18.23 KLD for Staff consumption. The source of water is bore well. Total fresh water requirement for workers is 18.23 KLD (In the Existing Unit =4 KLD + Expansion Unit =14.225 KLD). Water demand & summary of waste water generation by domestic usage is shown in the **Table 2.12 & 2.13**, respectively.

*CRCA sheets and Steel Pipes manufacturing facilities
At Village Dhatir & Dudhola, Palwal, Haryana*

Draft EIA Report - Chapter 2

Table 2.12 Water demand for Domestic Usage

S. No.	Particulars	Occupancy/ Area/ No's	Fresh Water Demand	Treated Water Demand	
			Quantity (KLD)	Quantity (KLD)	
1	Existing Unit	-	4	-	
2	Staff (proposed Unit)	-	14	9	
3	Visitors (Proposed Unit)	-	0.225	0.45	
4	Landscape	10332.23 sqm	-	1l/sqm	10.33
Total Water Requirement			18.23	-	19.78
Total Water Requirement					38.01~38

Table 2.13 Summary of wastewater generation by domestic Usage

S. No.	Particulars	In KLD
1	Total Water Requirement	38
2	Wastewater Generated by staff (80% of Fresh water + 100% treated water)	24
5	STP Capacity (>25% higher than the wastewater generated)	30

After treatment the treated water is used for flushing and horticulture.

Water requirement by plant operation and its management

Water demand in the both unit (Existing + Expansion Unit) operation: Total water demand for the both unit (Existing + Expansion Unit) operation is 463 KLD. Fresh water requirement is 149 KLD & treated water requirement is 314 KLD for the both unit (Existing + Expansion Unit) operation. Ground water is the source of Fresh water. Water requirement from different process during Plant operation is summarized below in the **Table 2.14**.

CRCA sheets and Steel Pipes manufacturing facilities
At Village Dhatir & Dudhola, Palwal, Haryana

Draft EIA Report - Chapter 2

Table 2.14 Water Requirement by Plant Operation

S. No	Process	Water type	Water Requirement Existing	Water Requirement Proposed	Total Water Demand
1	Skin Pass Mill	DM Water	3 KLD	20 KLD	23 KLD
2	New Pickling Station	DM Water	2 KLD	17 KLD	19 KLD
3	Old Cold Rolling Mill	DM Water	9 KLD	55 KLD	64 KLD
4	New Cold Rolling Mill	DM Water	9 KLD	55 KLD	64 KLD
5	Old Pickling	RO Water	2 KLD	17 KLD	19 KLD
6	Annealing Cooling Tower	RO Water	23 KLD	137 KLD	160 KLD
7	Gas Gen Set	DM Water	1 KLD	5 KLD	6 KLD
8	Boiler (5 TPH capacity)	DM Water	9 KLD	55 KLD	64 KLD
9	Boiler (3 TPH capacity)	DM Water	7 KLD	37 KLD	44 KLD
Total Water Requirement			65 KLD	398 KLD	463 KLD

Effluent Generation and Management: As far as water is concerned wastewater from cooling tower blow down, boiler, and from the different units of the project is taken to effluent treatment plant followed by Reverse Osmosis plant and recycled back to the process as make-up, to attain "zero" effluent discharge, facilitating adequate re-use of water in the respective re-circulating systems and economizing on the make-up water requirement.

Total Effluent generated from the Project is 370 KLD. The effluent generated from the Project will be treated in the 450 KLD ETP. Summary of effluent generation by project operation is shown in the **Table 2.15**. Rest effluent water is treated to the desired extent in Reverse Osmosis Plant

M/s Prompt Enterprises Pvt. Ltd.

41

*CRCA sheets and Steel Pipes manufacturing facilities
At Village Dhatir & Dudhola, Palwal, Haryana*

Draft EIA Report - Chapter 2

Table 2.15 Summary of effluent generation by both units (Existing Unit + Expansion Unit)

S. No.	Particulars	Existing Unit	Expansion Unit	Total
1	Total water requirement for Project operation	65 KLD	398 KLD	463 KLD
2	Effluent generated from the Project	52 KLD	318 KLD	370 KLD
3	ETP capacity	220 KLD	230 KLD	450 KLD

The estimated sludge generation is 30 Tonne/year in the existing unit and 100 Tonne/year in the expansion unit. Which will be hand-over to authorize recyclers.

Water balance diagram for the Summer and Monsoon season is shown below in the **Figure 2.10 & 2.11**, respectively.

CRCA sheets and Steel Pipes manufacturing facilities
At Village Dhatir & Dudhola, Palwal, Haryana

Draft EIA Report - Chapter 2

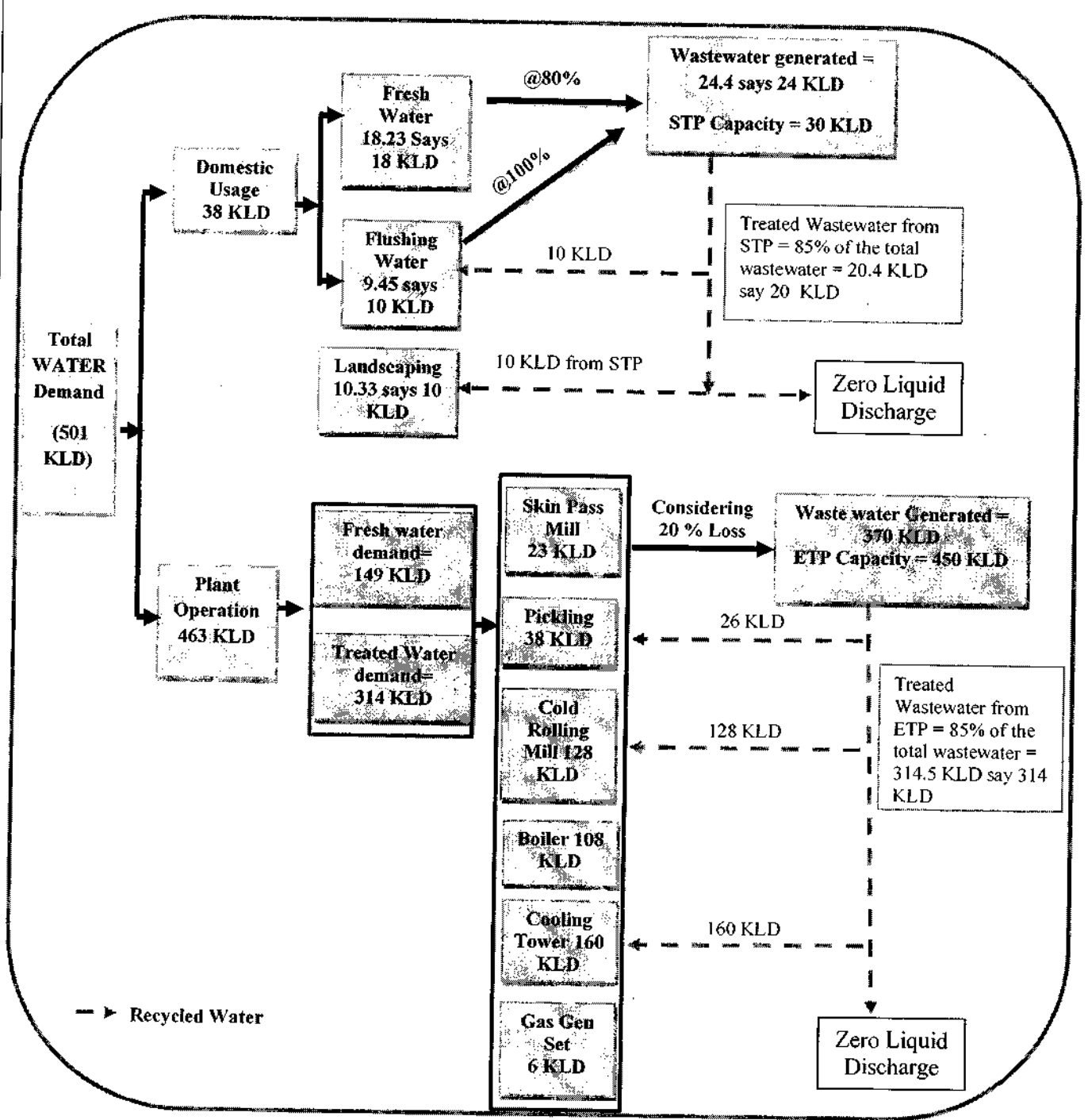


Figure 2.10: Water Balance Diagram during Summer Season

M/s Prompt Enterprises Pvt. Ltd.

CRCA sheets and Steel Pipes manufacturing facilities
At Village Dhatir & Dudhola, Palwal, Haryana

Draft EIA Report - Chapter 2

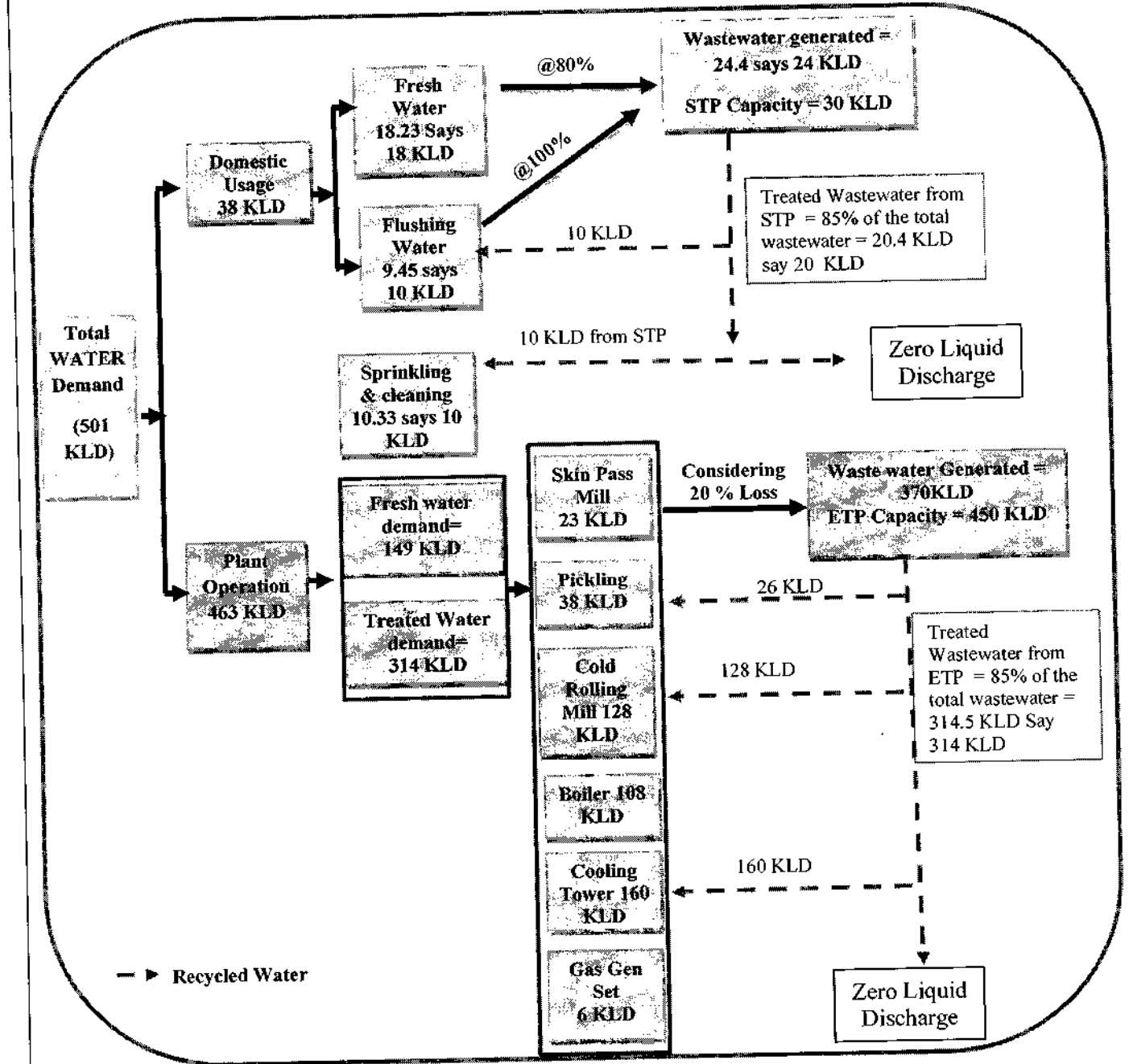


Figure 2.11: Water Balance Diagram during Monsoon Season

CRCA sheets and Steel Pipes manufacturing facilities
At Village Dhatir & Dudhola, Palwal, Haryana

Draft EIA Report - Chapter 2

Sewage Treatment and Reuse

The details of quantity of sewage and sewage collection, treatment, reuse and disposal are given in the **Table 2.16**. The location of the STP in the plan is attached as *Annexure V*.

Table 2.16 Sewage Quantity, Treatment, Reuse & Disposal

Quantity of sewage existing+ Proposed	24 KLD
Collection of sewage	Sewage generated during the operation phase will be collected through underground sewerage system (pipe drain) for treatment in STP. Separate storm water drainage system will be provided for rainwater
Treatment of sewage	Sewage will be treated up to the tertiary level in the Sewage Treatment Plant (STP) of 30 KLD capacity located in project premises based on MBR Reactor.
Reuse / recycle and Disposal of treated sewage	During normal operations, there will be zero liquid discharge, as the entire (100%) treated sewage will be reused and recycled for cooling, horticulture and toilet flushing.
Location of STP	Inside the project premises.

M/s Prompt Enterprises Pvt. Ltd.

- A bypass line shall also be provided to discharge the incoming sewage into external sewage system after passing through bar screen and oil & grease trap, if the maintenance hrs exceeds.

Effluent Water Treatment (450 KLD Capacity):

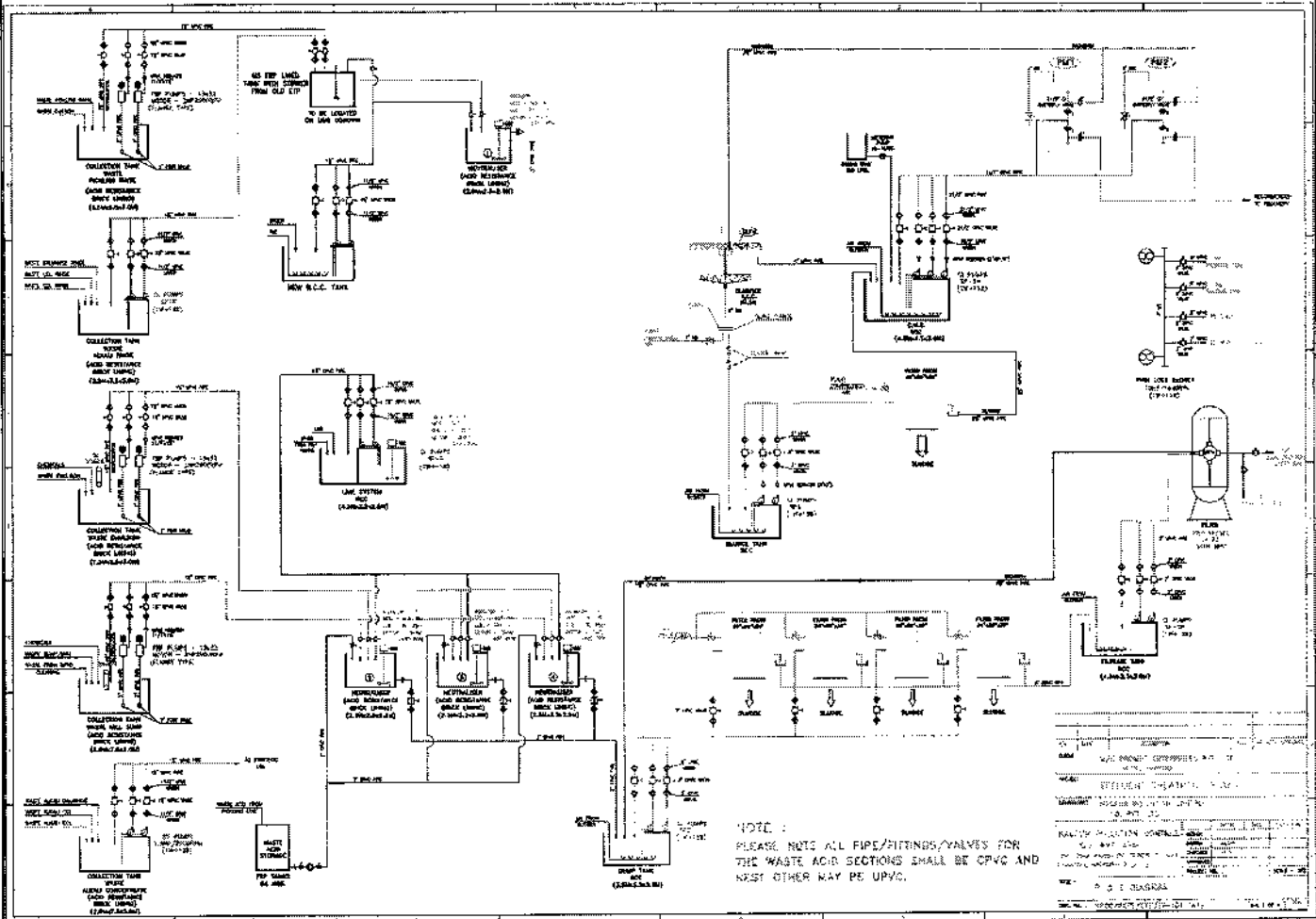


Figure 2.13: P&I Diagram for ETP

RINSE WATER TREATMENT PROCESS

A) Rinse water collection tank

The rinse (acidic water) is collected in the rinse water holding tank. This collected effluent is then

transferred to neutralizer tank through PP pump. The neutralization of this effluent is carried out by adding lime slurry to it.

Note: Parameters of incoming rinse water are checked & monitored as per below:

1. pH should be >3.0
2. Chloride should be <100 ppm
3. TDS should be <5000 ppm
4. TSS should be <1000 ppm

B) Lime slurry preparation tank

Lime powder is added in Lime preparation tank having treated filter water. Both are mixed in the tank by the agitator mounted on it. Continuous stirring is required to make homogeneous lime solution.

C) Neutralization of Rinse in Neutralization tank (NT Tank)

Rinse water collected in rinse water holding tank is transferred to NT Tank by PP pumps and lime slurry is added to NT Tank by lime dosing pump simultaneously. Flow rate of the effluent is adjusted to achieve pH of 7.0 to 9.0

Note: The pH of treated water should not be less than 7.0

D) Preparation of polyelectrolyte solution

As per the inlet parameters of neutralized rinse water to Clarifier, quantity of polyelectrolyte powder is to be mixed with water in a tank and stored. This Polyelectrolyte solution is fed in to clarifier by gravity or pump.

E) Preparation of Poly Aluminium Chloride (PAC) solution

As per inlet parameters of neutralized rinse water to Clarifier, quantity of PAC power is to be mixed with water in a tank and stored. This solution is fed in the neutralized rinse water line through Dosing pump or by gravity.

F) Clarification

Clarifier receives the neutralized rinse water from rinse neutralizer by gravity. The suspended particles in water get settle down at the bottom of the clarifier and over flow clear water is collected in treated water tank. The particles settled at the bottom form the sludge and this sludge is removed by opening the valve provided at the sludge outlet pipe of the clarifier and stored in sludge storage tank. This sludge is then feed to filter press. The frequency of sludge removal depends upon the

quantity of sludge generated. Intermediate sludge withdrawal is essential to prevent choking of sludge line and also for the better quality of clarified water. Following measures are recommended to generate better quality of clarified water.

- Maintain the proper flow rate of incoming neutralized rinse water.
- Ensure pH of neutralized rinse water is in the range of 7.0 to 9.0
- Ensure proper Dosing of polyelectrolyte & PAC
- Ensure continuous operation of clarifier scrapper.
- Keep regular draining of sludge.

G) Filtration of treated water

The treated water flows from the clarifier to treated water tank (TWT) for further filtration through multi grade filters. This clarified water is pumped through the multi grade filters.

TSS of the treated water is essential parameter to be controlled. Too much of TSS in the clarified water would chock the MGF frequently & result in improper filtration. To improve filter water quality backwashing of MGF is to be done as per requirement.

H) Filter water Tank

Outlet water of MGF is collected in filter water tank. Centrifugal pumps are installed for pumping filtered water to process lines for reuse.

Note: All parameters of rinse water after filtration are checked & maintained as per below.

1. pH 7.0-9.0
2. Chloride should be <100 ppm
3. TDS should be <5000 ppm
4. TSS should be <30 ppm

SPENT ACID TREATMENT PROCESS

A. SPENT ACID STORAGE

The spent acid is pumped from different pickling lines and stored in acid holding tank.

This stored spent acid is transferred to acid neutralizer tank through PP pump.


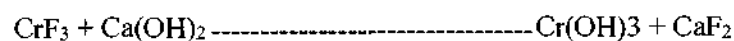

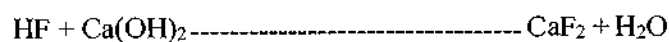

B. SPENT ACID NEUTRALIZER

Spent acid is being received in the acid neutralization tank from dump tank. Instantly start lime powder dosing directly in neutralization tank. pH is maintained in between 7 to 8. Continuous

*CRCA sheets and Steel Pipes manufacturing facilities
At Village Dhatir & Dudhola, Palwal, Haryana*

Draft EIA Report - Chapter 2

stirring is required to make homogeneous solution. After achieving the desired pH, the suspension is allowed to drain in to the slurry tank or fed to filter presses directly through slurry feed pump. Following reactions take place during spent acid neutralization.



c. FILTER PRESS

There are filter presses installed for solid - liquid separation from the neutralize slurry. After separation, solid sludge cakes are sent to authorized vendor and filter water is sent to waste water tank through waste water pump Note: All parameters of acid treated water after filter press are checked & maintained as below.

1. pH 7.0-8.0
2. Chloride < 2000 ppm
3. TDS < 40000 ppm
4. TSS < 30 ppm

The Treated Wastewater from the ETP is further treated in Reverse osmosis (RO) Plant. The RO permeate is routed back to inlet of water cycle chain. RO reject is disposed through Fog Cannon.

M/s Prompt Enterprises Pvt. Ltd.

50

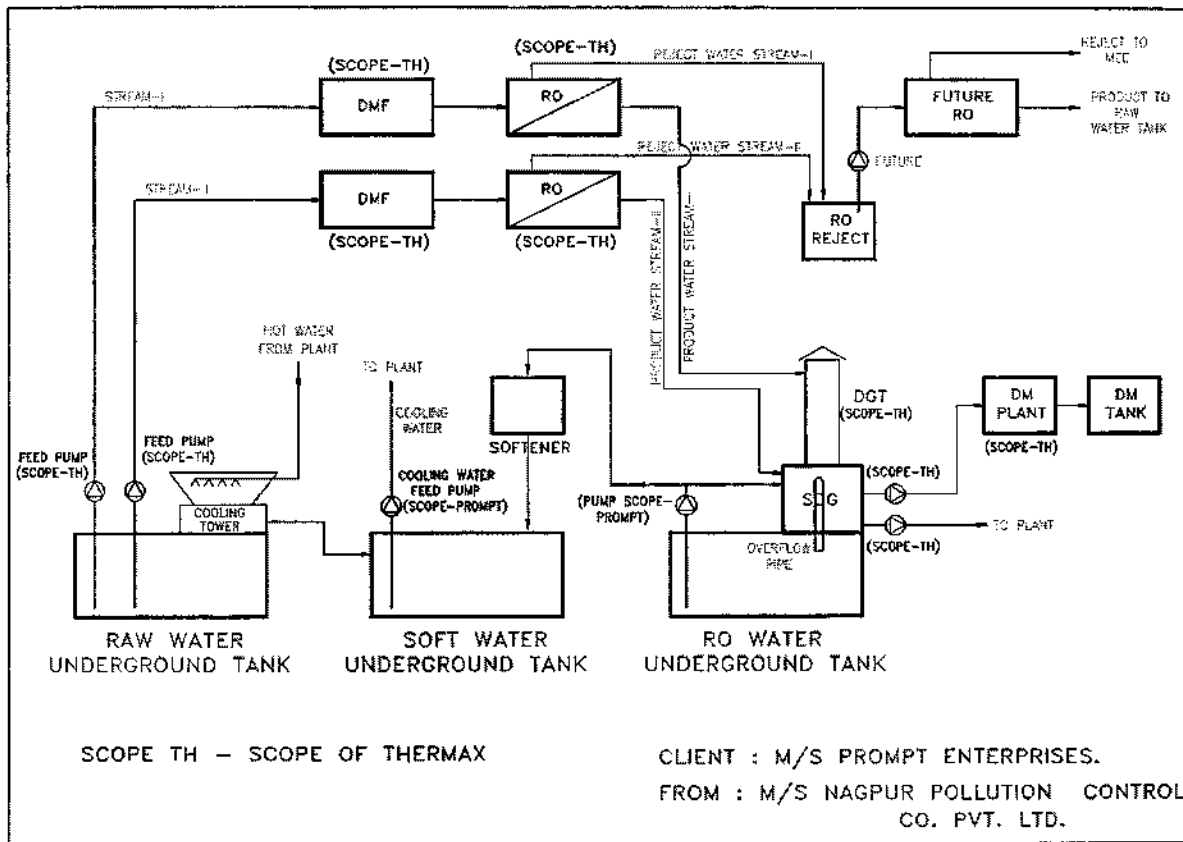


Figure 2.14: Process Diagram for Water Treatment Plant

Overall the existing plant is working on the philosophy of zero discharge and no wastewater is disposed outside the plant premises.

2.9 Storm Water Drainage and Rainwater Harvesting

2.9.1 Storm Water Drainage

Proposed storm water system consists of pipe drain, catch basins and seepage pits at regular intervals for rain water harvesting and ground water recharging. For basement, the rainwater from ramps will be collected in the basement storm water storage tank. This water will be pumped out to the nearest external storm water drain. The storm water disposal system for the premises shall be self-sufficient to avoid any collection/ stagnation and flooding of water. Maximum harvesting will be done within the site. Therefore, it has been decided to provide sufficient rain water

harvesting storage tank at selected locations, which are liable to catch the maximum run-off from the area. The Contour plan of the project site and Contour Map of 10 Km radius of project & drainage pattern plan of the project site is attached as *Annexure VIII (a) & (b) & IX* respectively.

2.9.2 Rainwater Harvesting

The storm water disposal system for the premises is self-sufficient to avoid any collection/stagnation and flooding of water. The amount of storm water run-off depends upon many factors such as intensity and duration of precipitation, characteristics of the tributary area and the time required for such flow to reach the drains. Taking the advantage of road camber, the rainfall run off from roads shall flow towards the drains. Storm water from various blocks is connected to adjacent drain by a pipe through catch basins. As the ground water level in the area is below 30-34 meters bgl.

It has been calculated to provide 3 rainwater harvesting storage tanks at selected location, which catches the maximum run-off from the area.

Rain water harvesting storage tank has been catered to and designed as per the guideline of CGWA. The storage tank dimensions will be 15m length, 6.5m breadth and 5.2m depth is constructed for recharging the water.

Calculations for Storm Water load

Roof-top area = Ground Coverage = 55957.424m²

Green Area= 10332.23 m²

Paved Area = Total Plot Area – (Roof-top Area + Green Area+ Service Area)
= 103322.288 - (55957.424+ 10332.23+9330.975) = 27701.659 m²

Runoff Load

Roof-top Area = 55957.424 × 0.020 × 0.9 = 1007.23 m³/hr

Green Area = 10332.23 × 0.020 × 0.2 = 41.32 m³/hr

Paved Area = 27701.659 × 0.020 × 0.7 = 387.82 m³/hr

Total Runoff Load = 1007.23+ 41.32 + 387.82 m³/hr= 1436.37 m³/hr

Taking 20 minutes Retention Time, Total volume of storm water = 1464 /3 = 478.79 m³

Taking the length, width and depth of a Recharge Tank 15 m, 6.5m and 5.2m respectively, Volume of a single Recharge Tank = l * b * h = 15. 0 × 6.5 × 5.2 = 507 m³

*CRCA sheets and Steel Pipes manufacturing facilities
At Village Dhatir & Dudhola, Palwal, Haryana*

Draft EIA Report - Chapter 2

Total No of RWH tanks proposed= 3

Total water harvested= 3 X 507=1521 m³

2.10 Power Requirement

Steel industries are power intensive as they use electricity as fuel and other rolling operations. The existing unit for manufacturing and all other utilities requires 7.5 MW. To implement the proposed expansion additional 4.2 MW will be required. Total power requirement after expansion shall be 11.7 MW only. Power requirement for existing as well as expansion project will be met by Dakshin Haryana Bijli Vitran Nigam.

2.10.1 Power generator

For power backup, three power generating sets of capacity of 2500 KW each are available. These power generating sets are gas based and no diesel is used. Gas used is PNG. Gas consumption if run at full capacity shall be 520 m³/hr for each 2500 KW set. For each power generating set individual stack of 30 m has been provided. Power generating sets are used for power supply in cold rolling mill. As these are gas fired Gas Gen set so there will be negligible air pollution.

2.11 Vehicle Parking Facilities

In the project site there will be adequate provision for parking of cars, trucks and other automobiles. For parking of cars and other vehicles different locations have been earmarked at project site. The parking plan has been so devised that at no point of time there will be traffic bottleneck at the threshold of a parking lot. The parking details are provided below in Table 2.17 & 2.18.

Table 2.17: Parking required as per Haryana Building bye laws

S. No.	Particulars	FAR AREA	Area Per ECS	ECS
1.	At Project Site	64283.955	1ECS/ 300 SQM FAR	213
Total Parking Required as per Haryana Building bye laws, 2017				Say 213

M/s Prompt Enterprises Pvt. Ltd.

53

CRCA sheets and Steel Pipes manufacturing facilities
At Village Dhatir & Dudhola, Palwal, Haryana

Draft EIA Report - Chapter 2

Table 18: Parking Provided

S. No.	Particulars	Area provided under stilt (sqm)	Area required Per ECS(sqm)	ECS
1.	At Project Site	7330.975	23	318
Total Parking Required as per Haryana Building bye laws, 2017				Say 318

Total Car Parking Provided= 318 ECS

2.12 Solid Waste Management

2.12.1 Solid waste generation from the staff and landscape area:

The total solid waste to be generated from the existing unit is 103 kg/Day and for proposed unit 128.75 kg/Day and for landscape 0.51 kg/Day therefore the total waste including existing and expansion unit will be 232.26 kg/Day. The Solid waste generation under various categories and its management options are shown in the Table 2.19 & 2.20, respectively.

Table 2.19: Calculation of Solid Waste generation from Staff

S. No.	Category	Existing Kg per capita per day	Waste Generated (kg/day)	Proposed Kg per capita per day	Waste Generated (kg/day)	Total Waste Generated (kg/day)
1	Staff	400@ 0.25 kg / day	100	500@ 0.25 kg / day	125	225
2	Visitor	20@ 0.15 kg /day	3	25@ 0.15 kg /day	3.75	6.75
3	Landscape waste (10332.23 m ²)	2.55 @ 0.2 kg/acres				0.51
Total Solid Waste Generated			103		128.75	232.26 kg/day

M/s Prompt Enterprises Pvt. Ltd.

*CRCA sheets and Steel Pipes manufacturing facilities
At Village Dhatir & Dudhola, Palwal, Haryana*

Draft EIA Report - Chapter 2

Table 2.20 Solid waste quantification and its management option

S. NO.	Type of waste	Example	Quantity of waste	Management options
1.	Biodegradable waste	Wet waste (50% of the total waste)	116.13 kg/day	SWM rules 2016, • Bin System, Collection, Segregation & disposal through municipal corporation
2.	Non-Biodegradable waste	Inert dry waste Including Recyclables (49% of the total waste)	113.81 kg/day	SWM rule 2016, • Recyclable to authorized recyclers • Non- recyclable to landfill
3.	Biomedical waste	Special hazardous waste	NIL	NA
4.	E- waste	Special hazardous waste (1% of the total waste)	2.32 kg/day	E- waste management rules 2022,
5.	Battery waste	Special hazardous waste	NIL	NA
	TOTAL (1+2+3+4+5)		232.26 Kg/day	

Solid Waste Generation, Collection & Disposal

As estimated, approx. 232.26 Kg/day of solid waste will be generated from the proposed project. Waste will be collected in Solid Waste Collection area, segregated, Municipal Waste will be disposed through authorized waste collector and recyclable waste will be handed over to the authorized recyclers. Waste Management during operation phase: Municipal Solid Waste Adequate number of collection bins separately for biodegradable and non-biodegradable waste

shall be provided as per the Municipal Solid Waste (Management and Handling) Rule, 2016. Wastes from such bins shall be collected on daily basis handed over to authorized agency for disposal.

Appropriate site for storage and segregation will be identified in the project.

- Arrangement will be made with local civic authority, for providing garbage station or transfer point (preferably near the entry/ exit point of the site), for collection and disposal of inert waste. It will be assured that there is no spillage of waste along the internal roads during collection of wastes.
- All waste collection bins shall be properly maintained on regular basis.
- The garbage storage/transfer point will be covered and cleaned every day to as to avoid any nuisance, vectors and unhygienic conditions.

❖ **Treatment of waste**

• **Bio-Degradable waste**

1. Bio-degradable waste will be converted into manure.
2. Horticultural Waste will be composted and used for gardening.

• **Recyclable waste**

- i. Grass Recycling – The cropped grass will be spread on the green area. It will act as manure after decomposition.
- ii. Recyclable waste like paper, plastic, metals, etc. will be sold off to recyclers.

❖ **Disposal**

The management of solid wastes during construction and operation phase is shown through the following **Figure 2.15 & 2.16** respectively.

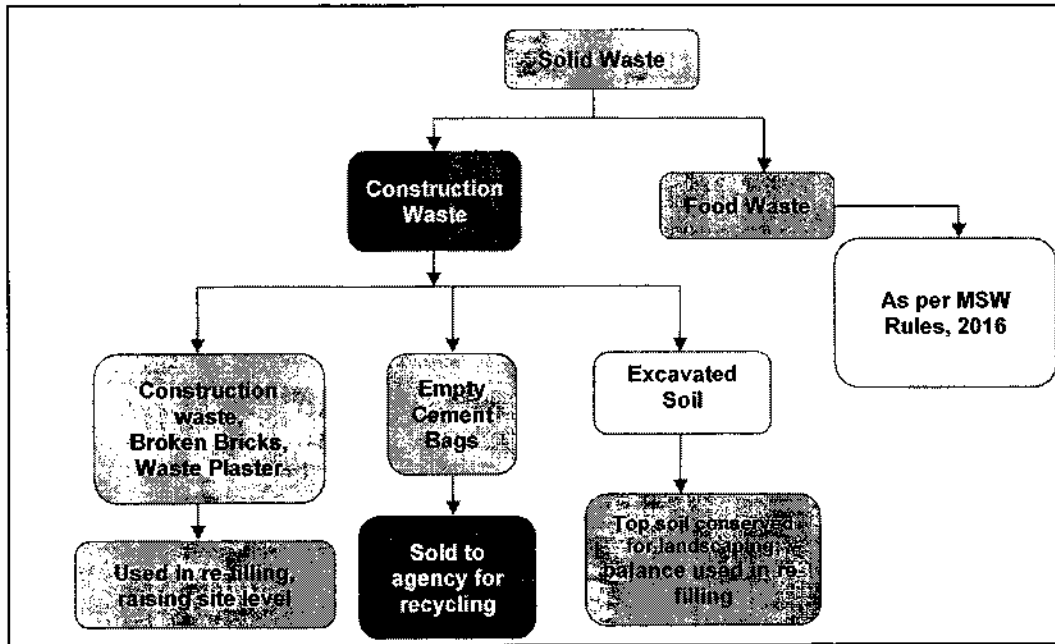


Figure 2.15: Management of Solid wastes in Construction Phase

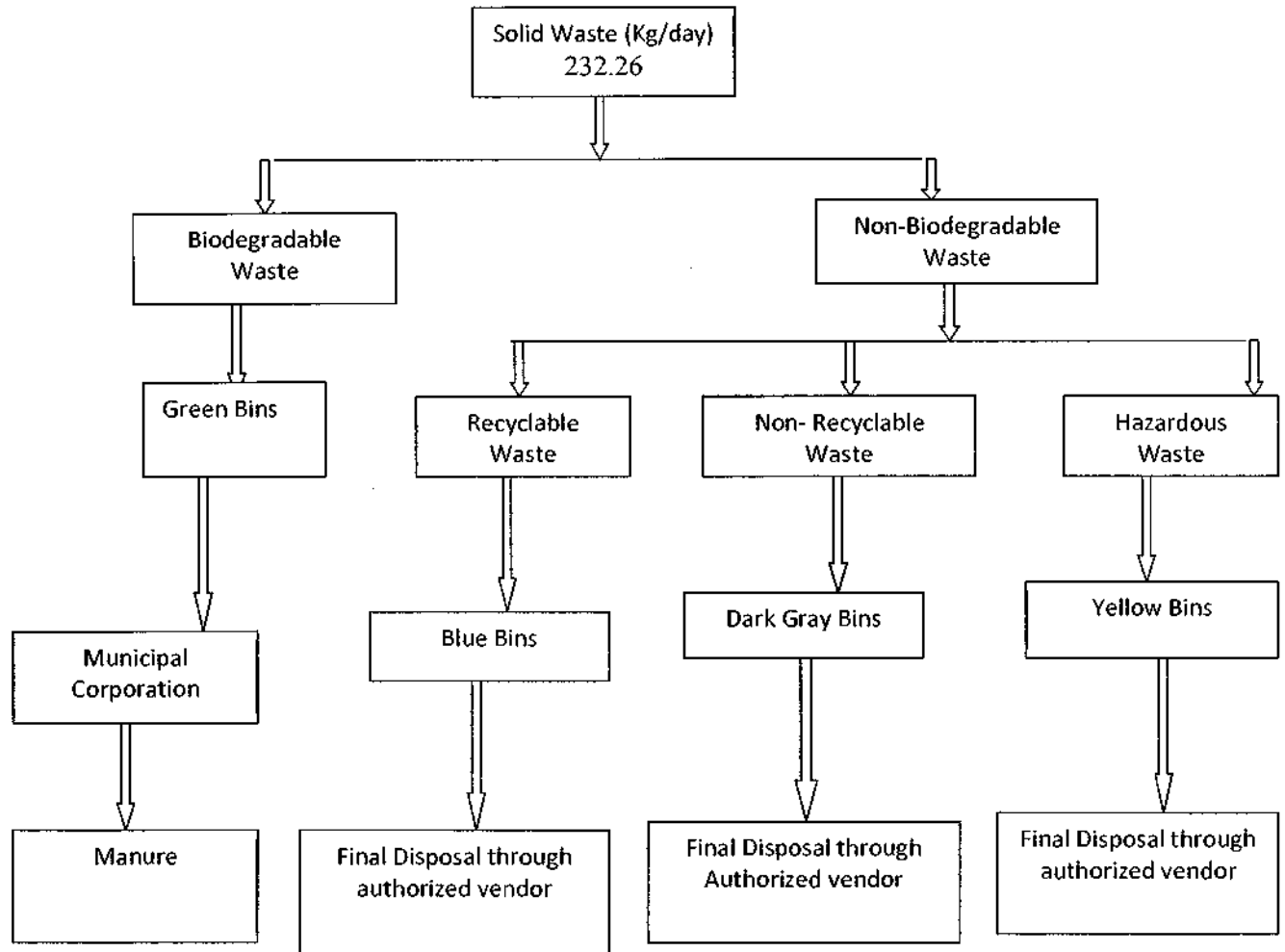


Figure 2.16: Solid Waste Management during Operational Phase

2.12.2 Major solid wastes generated from the Project operation and their disposal

1. Scrap coils:

- All Scrap coils are collected in well-identified waste bins as per grade. After sorting, it is sent to authorize dealer.

2. Neutralized Cake from ETP:

- Neutralized cake generated from the ETP is being hand over to authorize dealer for recycling.

3. End Cuttings & Reject Product:

- All the end cuttings are collected in well-identified waste bins as per grades and sent to Steel Melting Shop for re-melting.
- All the reject materials generated are also sent to Steel Melting Shop to re-melting.

4. Hazardous Waste:

- The only hazardous waste is Oil Soaked Clothes, Papers & Spent Oil, used PVC drums and Jerricans which is collected at specified site for further disposal. Hazardous waste is hand over to authorize recyclers.

5. Biomedical Waste (BMW):

- There will be no biomedical waste will be generated.

The quantities of waste generation are shown the **Table 2.21**.

Table 2.21 Summary of Quantity of Waste generated from the Project

Name of Waste	Type	Existing Unit	Expansion Unit	Total Quantity	Disposal
Neutralized Cake from ETP	Non Hazardous	30 Tonne/Year	100Tonne/Year	130Tonne/Year	To authorized Recyclers
Used Oil Waste	Hazardous	200 L/Year	650 L/Year	850 L/Year	To Authorized recycler

2.13 Fire-fighting Facility

In existing phase, adequate fire protection facilities has been installed including fire detectors, fire alarm and firefighting system to guard the building against fires. All fire protection facilities are designed as per the latest National Building Code. A photograph of firefighting equipment is shown in **Figure 2.17**. A Fire Fighting plan are attached as *Annexure X*.

The expansion phase of the project will follow the same approach.




Figure 2.17: Photographs of Firefighting equipment provided at site

Fire extinguishing system shall include the following:

- Fire extinguishers
- Hose reel and wet riser
- Yard hydrants
- Automatic sprinkler system in the building
- Manually operated electric fire alarm system
- Automatic detection and alarm system
- Underground and terrace level fire water storage tanks
- Electric and diesel driven fire pumps

2.14 Tree Plantation and Landscape Plan

Total green area measuring 10332.2 m² i.e., 10 % of the open area had been provided within project site. The proposed list of tree to be planted are shown in the Table 2.22. The local species will be selected for plantation. The plot area of the project is 1,03,322.288 sqm, therefore total no of trees to be planted are 1292(1 tree / 80sqm).

Table 2.22: List of proposed tree

S. No.	Botanical name	Local name
1	<i>Acacia leucophloea</i>	Raunj
2	<i>Acacia nilotica</i>	Kikar
3	<i>Acacia senegal</i>	Khairi

CRCA sheets and Steel Pipes manufacturing facilities
At Village Dhatir & Dudhola, Palwal, Haryana

Draft EIA Report - Chapter 2

4	<i>Albizzia lebbek</i>	Siris
5	<i>Azadirachata indica</i>	Neem
6	<i>Anogeissus pendula</i>	Dhauk
7	<i>Bombax ceiba</i>	Semal
8	<i>Boswellia serrata</i>	Salai
9	<i>Butea monosperma</i>	Dhak
10	<i>Cassia fistula</i>	Amaltas
11	<i>Cordia dichotoma</i>	Lasura
12	<i>Dalbergia sissoo</i>	Shisham
13	<i>Ficus bengalensis</i>	Bar
14	<i>Ficus glomerata</i>	Gular
15	<i>Ficus religiosa</i>	Peepal
16	<i>Holoptelia integrifolia</i>	Papri
17	<i>Kigelia pinnata</i>	Kigelia
18	<i>Melia azedarach</i>	Bakain
19	<i>Mitragyna parviflora</i>	Phaldu
20	<i>Pongamia pinnata</i>	Papri, Karanj
21	<i>Pongamia glabra</i>	Papri
22	<i>Prosopis cineraria</i>	Jand, Jandi
23	<i>Salvadora oleoides</i>	Jal
24	<i>Sterculia urens</i>	Gum karaya
25	<i>Syzygium cumini</i>	Jamun
26	<i>Tamarindus indica</i>	Imli
27	<i>Tecomella undulata</i>	Rohera
28	<i>Terminalia arjuna</i>	Arjun
29	<i>Pithecellobium dulce</i>	Jangal jalebi
30	<i>Bauhinia variegata</i>	Kachnar
31	<i>Mangifera indica</i>	Aam

M/s Prompt Enterprises Pvt. Ltd.

61

*CRCA sheets and Steel Pipes manufacturing facilities
At Village Dhatir & Dudhola, Palwal, Haryana*

Draft EIA Report - Chapter 2

2.15 Cost of project

The cost of the project Existing Unit, land and machinery has been Rs 70.68 Crore. For proposed expansion additional investment of Rs 191.32 Crore is expected. The total project cost including expansion shall be Rs 262 Crore.

M/s Prompt Enterprises Pvt. Ltd.

CHAPTER -3

DESCRIPTION OF THE ENVIRONMENT

3.1 Introduction

This EIA report contains a description of existing environment which affect directly or indirectly by our upcoming project. Environmental baseline monitoring is a very important stage of EIA. Environmental baseline monitoring, during the operational phase, helps in judging the success of mitigation measures in protecting the environment.

Environmental aspects that are considered in relation to “CRCA sheets and Steel Pipes manufacturing facilities” at Village Dhatir & Dudhola, Palwal, Haryana” project can be categorized into following groups:

- (a) Meteorology
- (b) Ambient air quality
- (c) Noise quality
- (d) Water quality
- (e) Soil quality
- (f) Land use
- (g) Biological Environment
- (h) Socio-economic status
- (i) Traffic Density

The objective of environmental baseline monitoring is to comprehensively document the existing conditions and prioritize the collection and description of baseline data pertaining to environmental factors that are significant and susceptible to potential impacts from forthcoming project activities. This process is an essential component of impact assessments, ensuring that key environmental conditions are accurately assessed and accounted for. The baseline environmental monitoring was carried out during summer season- **March 2023 to May 2023** and discussed in this chapter.

3.2 Meteorology

Meteorological data has been collected from the various secondary sources. Meteorological data was

collected for the period of **June 2022 to May 2023**.

The following parameters were recorded at hourly intervals continuously during monitoring period:

- Wind speed
- Wind Direction
- Air Temperature

The meteorological data is summarized in the **Table-3.1**. The wind-rose diagram for the monitoring period is shown in the **Figure-3.1**.

Table 3.1: Summarized Meteorological Data for the Monitoring Period (June 2022 to May 2023)

Month	Temperature, °C			Wind Speed, m/sec			Predominant Wind Direction
	Min	Max	Mean	Min	Max	Monthly average	
June 2022-May 2023	3.9	45.0	25	0	46.3	2.1	East

WIND ROSE PLOT

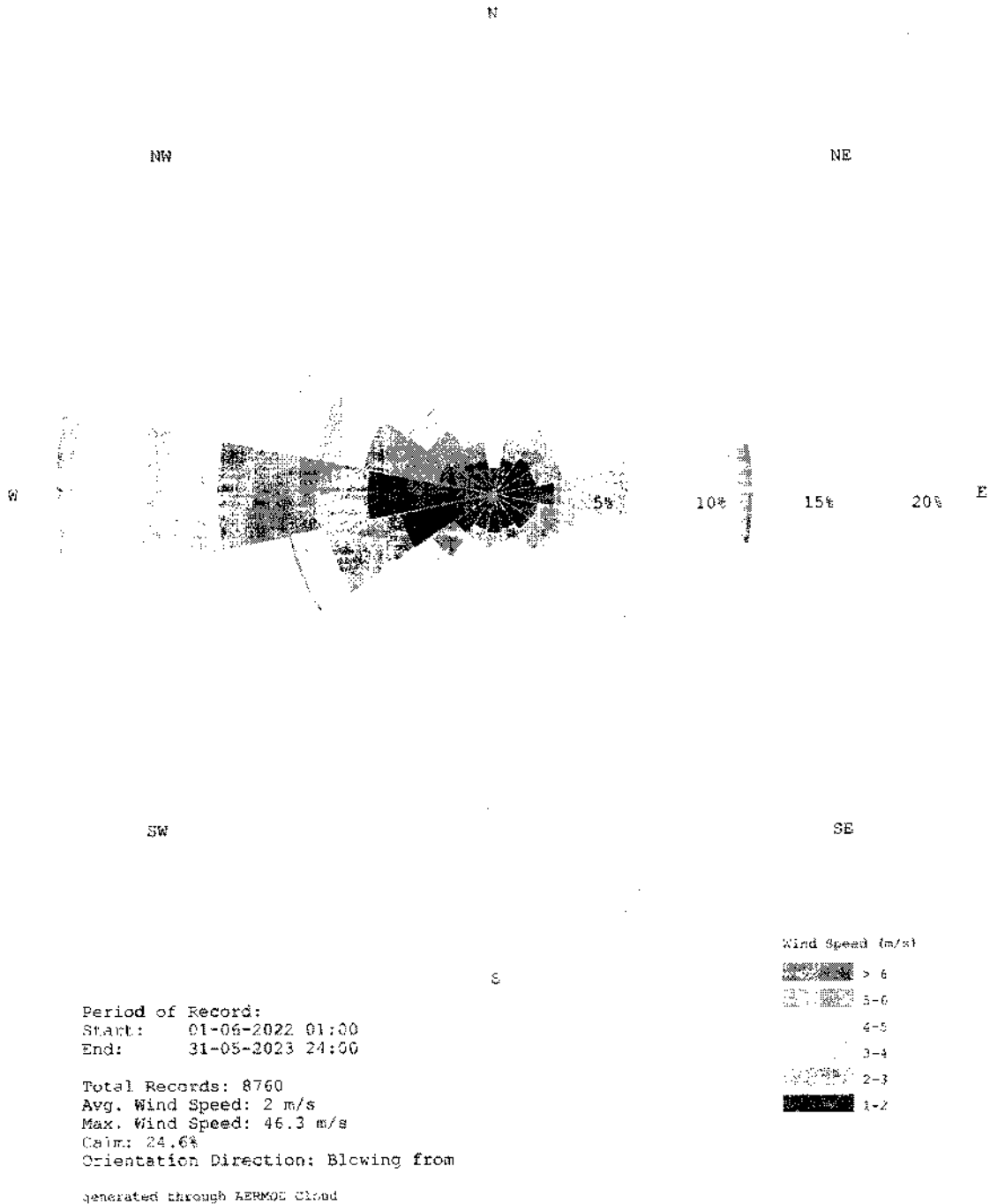


Figure 3.1: Site Specific Wind Rose Diagram

3.3 Air Environment

To quantify the impact of the proposed project on the ambient air quality, it is necessary at first

M/s Prompt Enterprises Pvt. Ltd.

*CRCA sheets and Steel Pipes manufacturing facilities
At Village Dhatir & Dudhola, Palwal, Haryana*

Draft EIA Report - Chapter 3

to evaluate the existing ambient air quality of the area. The existing ambient air quality, in terms of Particulate Matter - 10 (PM₁₀), Particulate Matter- 2.5 (PM_{2.5}), Sulphur-dioxide (SO₂), Oxides of Nitrogen (NO₂), and Carbon Monoxide (CO), has been measured through a planned field monitoring.

To assess the ambient air quality level, 8 (eight) monitoring stations were set up based upon the prevailing wind direction and resultant direction of wind based upon the pattern observed in the plotted Windrose diagram. **Table-3.2** represents the location of the ambient air quality monitoring stations. Location Map of Ambient Air Quality monitoring Stations chosen for baseline sampling is shown in **Figure 3.2** and also attached as *Annexure-XI (a)*.

Table 3.2: Location of Ambient Air Quality Monitoring Stations

Air Quality Monitoring Locations						
S. No.	Particulars	Distance (KM)	Direction	Land use / Land cover	Latitude	Longitude
AAQ1	Project site	0	0	Industrial Area	28°12'9.69"N	77°15'40.39"E
AAQ2	Shri Vishwakarma Skill University	2.4	ESE	Silent Area	28°11'55.53"N	77°17'13.80"E
AAQ3	B M Model School Dudhola, Palwal	0.57	NE	Silent Area	28°12'32.17"N	77°15'56.84"E
AAQ4	Baba Saidpur wale Temple	2.8	NW	Silent Area	28°13'18.77"N	77°14'11.68"E
AAQ5	Arogyam	2.4	WNW	Commercial Area	28°12'47.53"N	77°14'10.71"E
AAQ6	B P Mushroom Farm, Dhatir	1.04	W	Residential Area	28°12'22.87"N	77°14'56.03"E
AAQ7	MS Hospital Dhatir	1.99	SW	Residential Area	28°11'22.59"N	77°14'43.21"E
AAQ8	Bharat Public School, Dudhola	1.6	SE	Residential Area	28°11'39.89"N	77°16'37.86"E

M/s Prompt Enterprises Pvt. Ltd.

66

CRCA sheets and Steel Pipes manufacturing facilities
At Village Dhatir & Dudhola, Palwal, Haryana

Draft EIA Report - Chapter 3

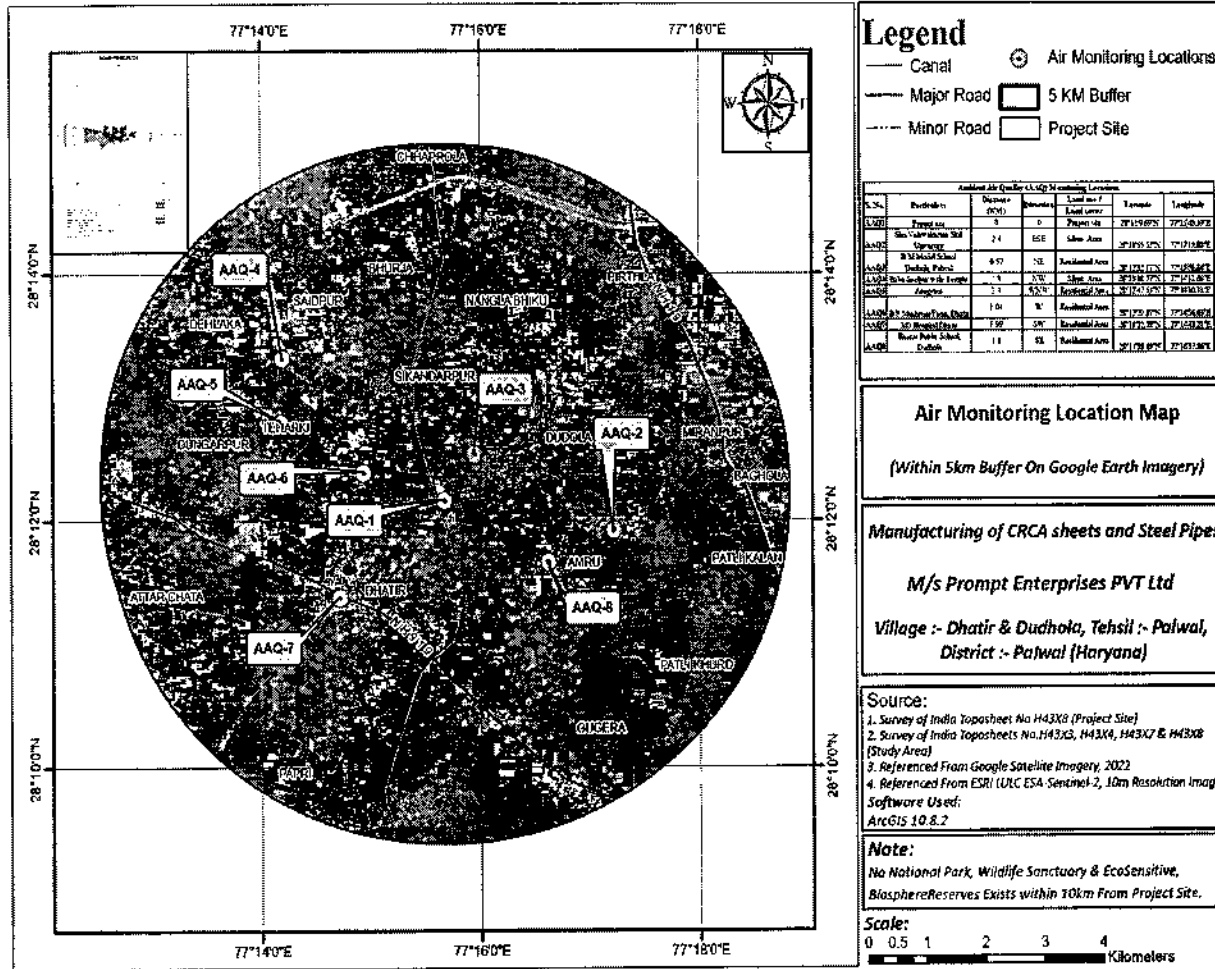


Figure 3.2: Location Map of Ambient Air Quality monitoring Stations

3.3.1 Monitoring Schedule

As per Annexure- VI of the Construction manual issued by MoEF&CC and guidelines of CPCB Ambient air quality monitoring was carried out twice a week with a frequency of 24 hours for 12 weeks. Photographs of Ambient Air Quality Monitoring for the month of March, April and May 2023 are given in Figure 3.3 (a), (b) & (c), respectively.

3.3.2 Methods of Sampling and Analysis

Fine particulate Sampler APM MFC550 was used for monitoring Particulate Matter (PM_{2.5} and PM₁₀), gaseous pollutants like SO₂, and NO₂ was collected by Gaseous Pollutant Sampler APM 433 and CO was monitored by Serinous 30 CO Analyser with NDIR detector.

3.3.3 Method for Measurement of Particulate Matter, SO₂& NO₂

Method for measurement of Particulate Matter (PM₁₀) in ambient air is done by Cyclonic Flow

M/s Prompt Enterprises Pvt. Ltd.

Technique. Particles with aerodynamic diameter less than the cut-point of the inlet are collected by a filter. Ambient air at the monitoring location is sucked through a cyclone. Coarse and non-reparable dust is separated from the air stream by centrifugal forces acting on the solid particles and these particles fall through the cyclone's conical hopper and get collected in the sampling cap placed at the bottom. The fine dust (<10 microns) forming the particulate matter (PM₁₀) passes the cyclone and is retained on the filter paper. The mass of these particles is determined by the difference in filter weights prior to and after sampling. The concentration of PM₁₀ in the designated size range is calculated by dividing the weight gain of the filter by the volume of air sampled. A tapping is provided on the suction side of the blower to provide suction for sampling air through a set of impinges for containing absorbing solutions for SO₂ and NO₂. Samples of gases are drawn at a flow rate of 0.2 liters per minute. FPS is used for PM_{2.5}. This system is a manual method for sampling fine particles (PM_{2.5} fraction) and is based on Impact or designs standardized by USEPA for ambient air quality monitoring.

Standard Gravimetric method is used for estimation of PM_{2.5} & PM₁₀. Improved West and Gaeke method (IS-5182 part-II, 1969) has been adopted for estimation of SO₂ and Modified Jacobs-Hochheiser method (IS-5182 part-VI, 1975) has been adopted for the estimation of NO₂.

(Ref: Guidelines for the Measurement of Ambient Air Pollutants, Volume-I for issued by Central Pollution control Board)

3.3.4 Method for measurement of Carbon Monoxide – NDIR method

Instrument used: Ecotech Serinus 30 Carbon Monoxide (Automatic analyzer method)

This analyzer is used to measure CO in ambient air, in the range of 0-200 ppm (220 mg/m³) to a sensitivity of 0.05 ppm (55µg/m³). The Serinus 30 combines the benefits of Micro process control with Non-Dispersive Infrared Spectrophotometer technology. Carbon Monoxide concentration is automatically corrected for gas temperature and pressure changes.

*CRCA sheets and Steel Pipes manufacturing facilities
At Village Dhatir & Dudhola, Palwal, Haryana*

Draft EIA Report - Chapter 3



Figure 3.3 (a) Photographs of air sampling for the month of March, 2023

CRCA sheets and Steel Pipes manufacturing facilities
At Village Dhatir & Dudhola, Palwal, Haryana

Draft EIA Report - Chapter 3



Figure 3.3 (b): Photographs of air sampling for the month of April, 2023

CRCA sheets and Steel Pipes manufacturing facilities
At Village Dhatir & Dudhola, Palwal, Haryana

Draft EIA Report - Chapter 3




Figure 3.3 (c): Photographs of air sampling for the month of May, 2023.

3.3.5 Results and Discussions

The reports of Air quality monitoring for the March, April and May, 2023 is attached as *Annexure XII*. The results of Ambient Air Quality (AAQ) are given in *Table 3.3(a) - 3.3(e)*. The results when compared with National Ambient Air Quality Standards (NAAQS) of Central Pollution Control Board (CPCB) depicts that the values of ambient air quality parameters are as follows:

*CRCA sheets and Steel Pipes manufacturing facilities
At Village Dhatir & Dudhola, Palwal, Haryana*

Draft EIA Report - Chapter 3

a) Suspended Particulate Matter (PM₁₀)

Suspended particulate matter in general terms is the particulate matter in suspension in ambient air. It includes dust, smoke etc. In general, some of the important sources of suspended particulate matter are mines. The following sources of suspended particulate matter in the study area are identified:

- Emission due to vehicular movement
- Emission due to Industrial activity at the project site

Table 3.3 (a) Ambient Air Quality with respect to PM₁₀ (24 hrs Average)

Sampling Location	Location Name	Minimum (µg/m ³)	Maximum (µg/m ³)	Average (µg/m ³)	98 Percentile	CPCB Standards (µg/m ³)
AAQ1	Project site	85.7	97.6	91.2	97.6	100
AAQ2	Shri Vishwakarma Skill University	74	85.9	79.5	85.9	100
AAQ3	B M Model School Dudhola, Palwal	72	83.9	77.5	83.9	100
AAQ4	Baba Saidpur wale Temple	73	84.9	78.5	84.9	100
AAQ5	Arogyam	71	82.9	76.5	82.9	100
AAQ6	B P Mushroom Farm, Dhatir	79	90.9	84.5	90.9	100
AAQ7	MS Hospital Dhatir	80	91.9	85.5	91.9	100
AAQ8	Bharat Public School, Dudhola	80.4	92.3	85.9	92.3	100

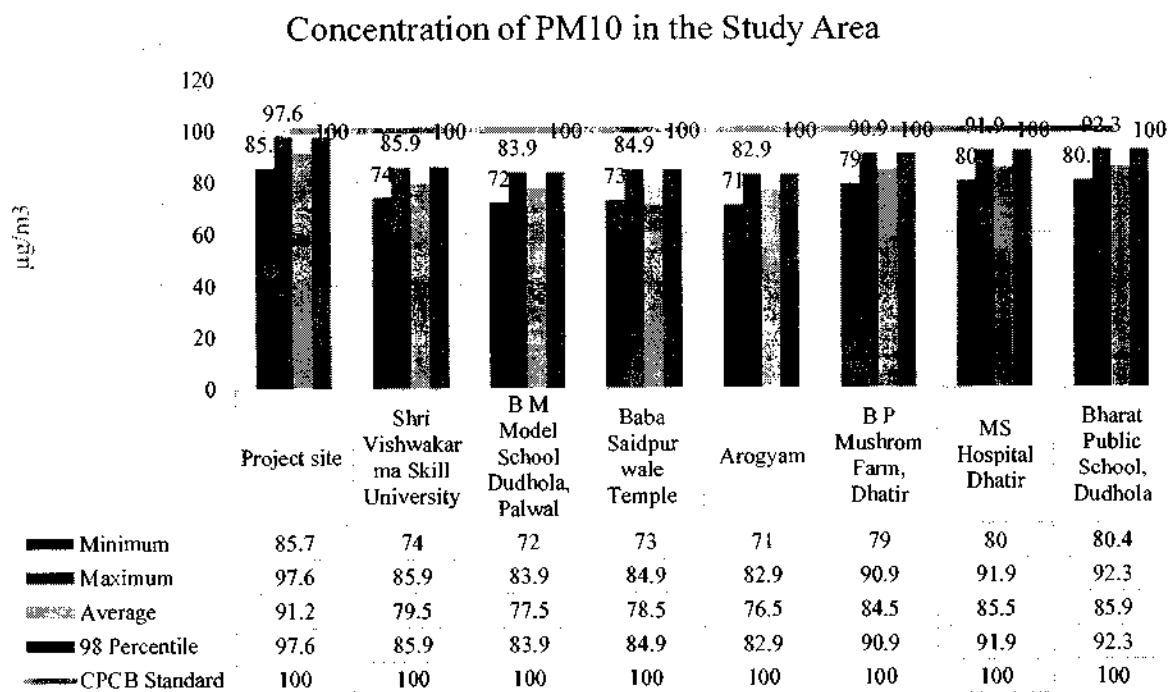


Figure 3.4 (a) Charts of Ambient Air Quality Monitoring with respects to PM10 (24 Hourly Average)

The values of Particulate Matter (size less than 10µm) in study area are presented in Table 3.3 (a) and shown in the Figure 3.4 (a). The seasonal minimum, maximum, average and 98 percentile values within the study area ranged between 71.0-85.7µg/m³, 82.0-97.6µg/m³, 76.5-91.2µg/m³, and 82.9-97.6 µg/m³ respectively. The minimum value for PM₁₀ is Observed as 71 (µg/m³) at Aarogyam located at 2.4 km from the project site in the WNW direction & Maximum Value of PM₁₀ 85.7 (µg/m³) monitored at the project site. Maximum concentration of PM₁₀ at the project site is due to vehicular activity and heavy motors and machinery used in the project site.

b) Particulate Matter (PM_{2.5})

Fine particles include all types of combustion, including motor vehicles, power plants, residential wood burning, forest fires, agricultural burning, and some industrial processes. In general, some of the important sources of particulate matter are mines. The following sources of particulate matter in the study area are identified:

- Emission due to vehicular movement
- Emission due to Industrial activity at the project site

Table 3.3 (b) Ambient Air Quality with respect to PM_{2.5} (24 hrs Average)

Location Code	Location Name	Min (µg/m ³)	Max (µg/m ³)	Average (µg/m ³)	98 Percentile	CPCB Standards (µg/m ³)
AAQ1	Project site	48.7	57.6	52.9	57.1	60
AAQ2	Shri Vishwakarma Skill University	40.5	50.7	45.8	50.3	60
AAQ3	B M Model School Dudhola, Palwal	39.5	49.5	44.5	49.1	60
AAQ4	Baba Saidpur wale Temple	40	50.1	45	49.7	60
AAQ5	Arogyam	39	48.9	43.8	48.5	60
AAQ6	B P Mushroom Farm, Dhatir	42.9	53.6	48.4	53.2	60
AAQ7	MS Hospital Dhatir	43.4	54.2	49.1	53.8	60
AAQ8	Bharat Public School, Dudhola	43.6	54.5	49.3	54	60

Concentration of PM_{2.5} in the Study Area

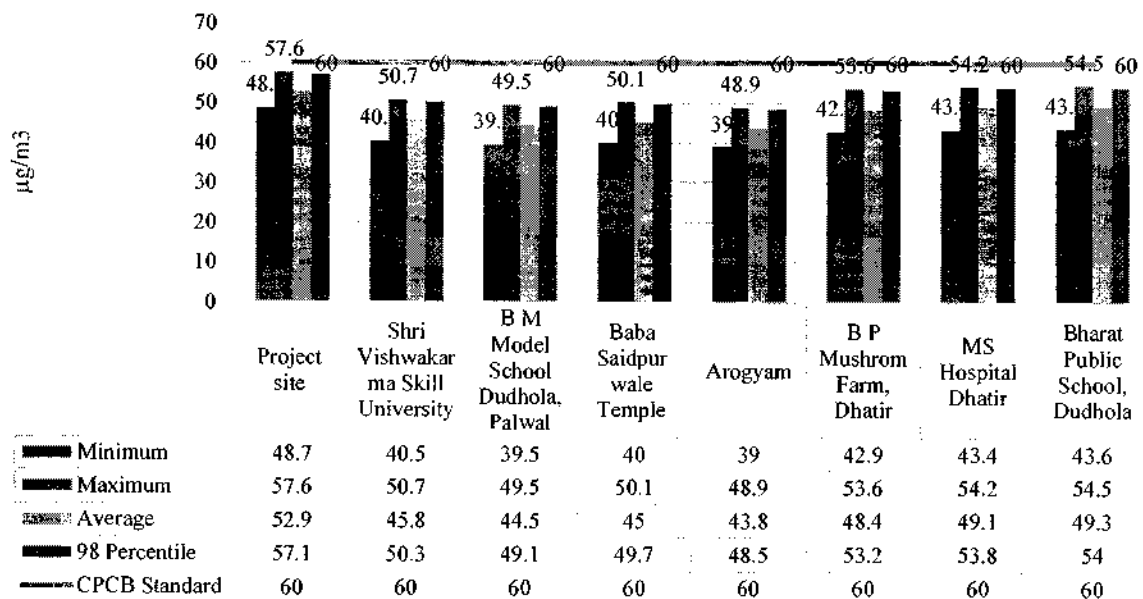


Figure 3.4 (b) Charts of Ambient Air Quality Monitoring with respects to PM_{2.5} (24 Hourly Average)

The values of Particulate Matter (size less than 2.5µm) in study area are given in Table 3.3 (b) and shown in the Figure 3.4 (b). The seasonal minimum, maximum, average and 98 percentile values within the study area ranged between 39.0-48.7µg/m³, 48.9-57.6µg/m³, 43.8-52.9µg/m³ and 57.1

*CRCAsheets and Steel Pipes manufacturing facilities
At Village Dhatir & Dudhola, Palwal, Haryana*

Draft EIA Report - Chapter 3

$\mu\text{g}/\text{m}^3$ respectively. The Minimum value for $\text{PM}_{2.5}$ observes is $39 \mu\text{g}/\text{m}^3$ at Aarogyam located at 2.4 km from the project site in the WNW direction & Maximum Value of $57.6 \mu\text{g}/\text{m}^3$ observed at project site.

Table 3.3 (c) Ambient Air Quality with respect to SO_2 (24 hrs Average)

Location Code	Location Name	Min ($\mu\text{g}/\text{m}^3$)	Max ($\mu\text{g}/\text{m}^3$)	Average ($\mu\text{g}/\text{m}^3$)	98 Percentile	As per CPCB Standards ($\mu\text{g}/\text{m}^3$)
AAQ1	Project site	6.9	9.7	8	9.3	80
AAQ2	Shri Vishwakarma Skill University	5.9	8.4	7	8.1	80
AAQ3	B M Model School Dudhola, Palwal	5.8	8.2	6.8	7.9	80
AAQ4	Baba Saidpur wale Temple	5.8	8.3	6.9	8	80
AAQ5	Arogyam	5.7	8.1	6.7	7.8	80
AAQ6	B P Mushroom Farm, Dhatir	6.3	9	7.4	8.6	80
AAQ7	MS Hospital Dhatir	6.4	9.1	7.5	8.7	80
AAQ8	Bharat Public School, Dudhola	6.4	9.1	7.5	8.7	80

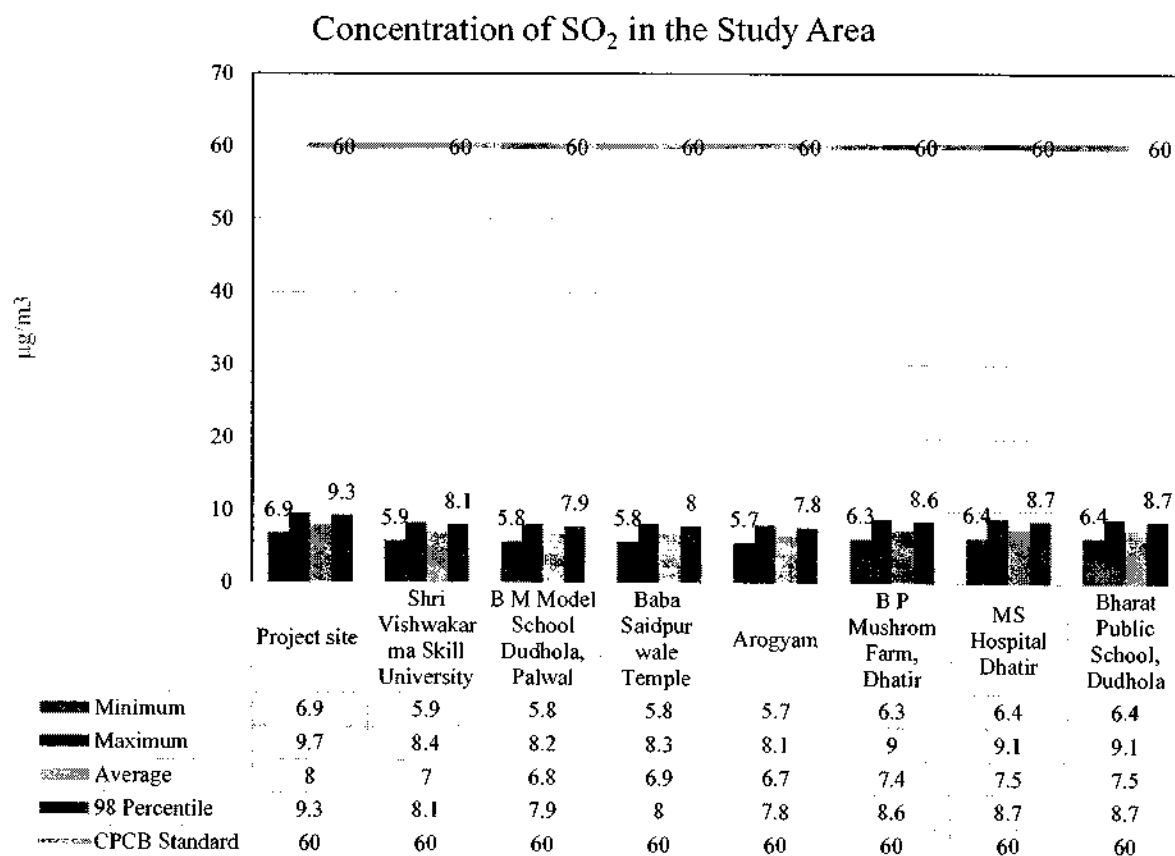


Figure 3.4 (c) Charts of Ambient Air Quality Monitoring with respects to SO₂ (24 Hourly Average)

The values of Sulphur dioxide in study area are presented in Table 3.3(c) and shown as Figure 3.4(c). The seasonal minimum, maximum, average and 98 percentile values within the study area ranged between 5.7-6.9µg/ m³, 8.1-9.7µg/ m³, 6.7-8.0µg/ m³and 7.8-9.3µg/m³ respectively.

Table 3.3 (d) Ambient Air Quality with respect to NO₂ (24 hrs Average)

CRCA sheets and Steel Pipes manufacturing facilities
At Village Dhatir & Dudhola, Palwal, Haryana

Draft EIA Report - Chapter 3

Location Code	Location	Min	Max	Average	98 Percentile	As per CPCB Standards
AAQ1	Project site	10.1	13.6	11.6	13.6	80
AAQ2	Shri Vishwakarma Skill University	8.8	12	10.1	11.9	80
AAQ3	B M Model School Dudhola, Palwal	8.6	11.7	9.8	11.6	80
AAQ4	Baba Saidpur wale Temple	8.7	11.8	10	11.8	80
AAQ5	Arogyam	8.5	11.5	9.7	11.5	80
AAQ6	B P Mushroom Farm, Dhatir	9.4	12.7	10.7	12.6	80
AAQ7	MS Hospital Dhatir	9.5	12.8	10.8	12.8	80
AAQ8	Bharat Public School, Dudhola	9.5	12.9	10.9	12.8	80

Concentration of NO₂ in the Study Area

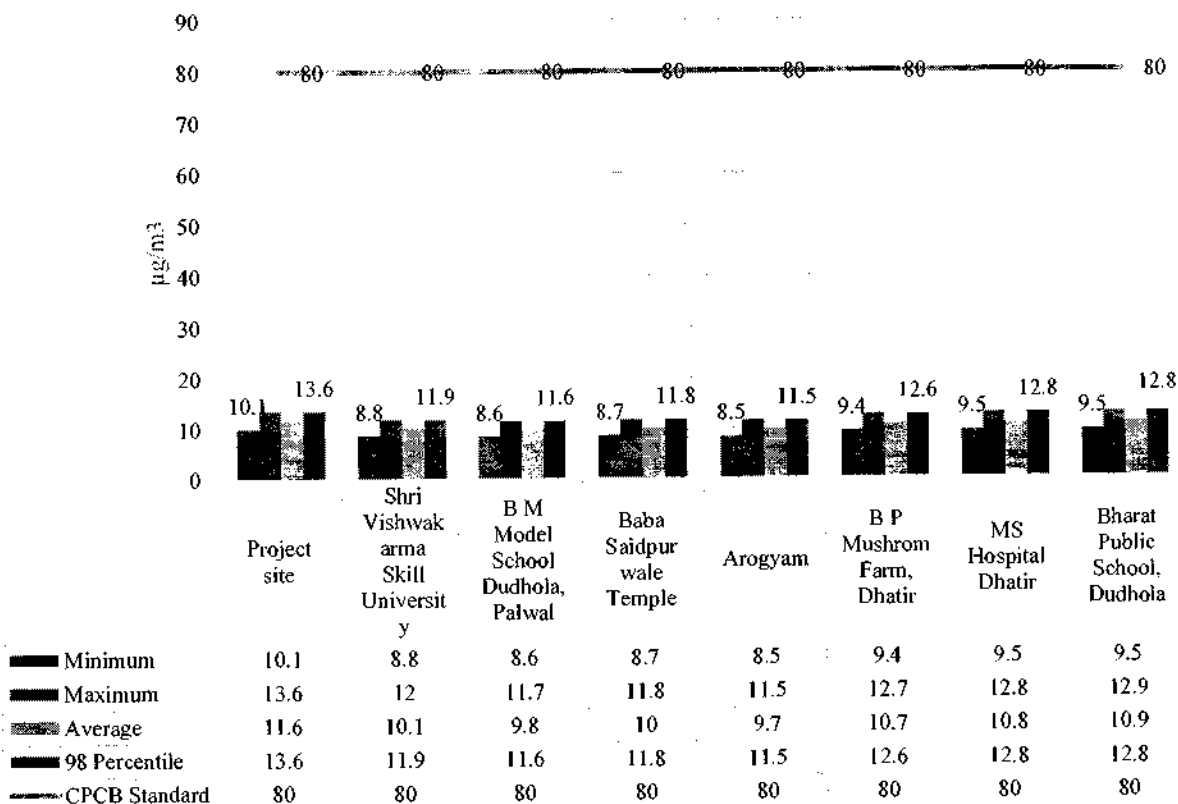


Fig 3.4 (d) Charts of Ambient Air Quality Monitoring with respects to NO₂ (24 Hourly Average)

*CRCA sheets and Steel Pipes manufacturing facilities
At Village Dhatir & Dudhola, Palwal, Haryana*

Draft EIA Report - Chapter 3

The values of oxides of nitrogen in study area are presented in **Table 3.3 (d)** and shown in the **Figure 3.4 (d)**. The seasonal minimum, maximum, average and 98 percentile values within the study area ranged between 8.5-10.1 µg/m³, 11.5-13.6 µg/m³, 9.7-11.6 µg/m³ and 11.5-13.6 µg/m³, respectively.

Table 3.3 (e) Ambient Air Quality with respect to CO (1 hrs Average)

Location Code	Location	Min (mg/m3)	Max (mg/m3)	Average (mg/m3)	98 Percentile	As per CPCB Standards(mg/m3)
AAQ1	Project site	0.55	1.07	0.78	1.04	4
AAQ2	Shri Vishwakarma Skill University	0.48	0.94	0.67	0.91	4
AAQ3	B M Model School Dudhola, Palwal	0.46	0.92	0.66	0.89	4
AAQ4	Baba Saidpur wale Temple	0.47	0.93	0.67	0.9	4
AAQ5	Arogyam	0.46	0.91	0.65	0.88	4
AAQ6	B P Mushroom Farm, Dhatir	0.51	1	0.72	0.97	4
AAQ7	MS Hospital Dhatir	0.51	1.01	0.73	0.98	4
AAQ8	Bharat Public School, Dudhola	0.51	1.02	0.73	0.98	4

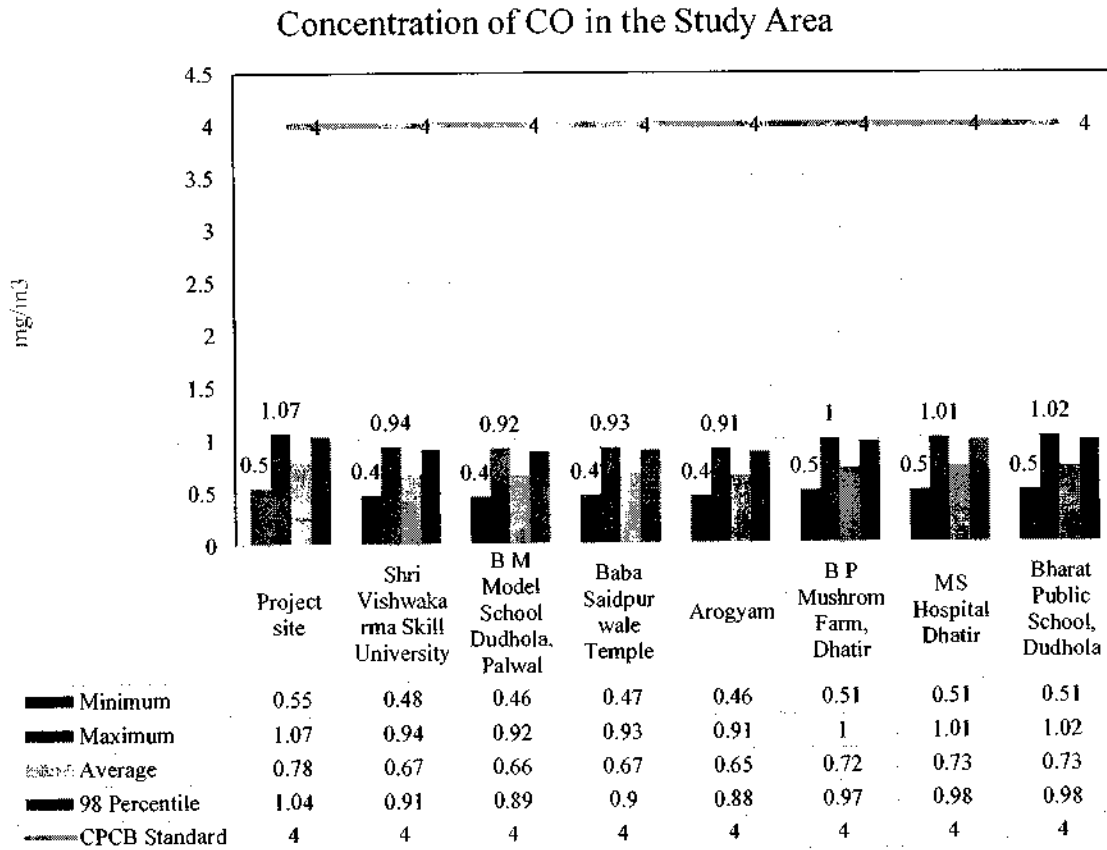


Fig 3.4 (e) Charts of Ambient Air Quality Monitoring with respects to CO (1 Hourly Average)

The values of carbon monoxide in study area are presented in Table 3.3 (e) and shown in the Figure 3.4 (e). The seasonal minimum, maximum, average and 98 percentile values within the study area ranged between 0.46-0.55mg/m³, 0.91-1.07mg/m³, 0.65-0.78mg/m³ and 0.88-1.04mg/m³, respectively.

From the summarized monitoring results it is clear that, in all cases, the 24-hourly average levels of SO₂ and NO₂ were observed to be within the limit of 80µg/m³ and 1 hourly average levels of CO were observed to be within the limit of 04mg/m³ for all locations as stipulated in the National Ambient Air Quality Standards.

3.4 Noise Environment

Noise is one of the most undesirable and unwanted by-products of our modern life style. It may not seem as insidious or harmful as air and water pollutants but it affects human health and well-being and can contribute to deterioration of human well-being in general and can cause disturbances related

to neurology and damage to the hearing mechanism. It is therefore, necessary to measure both the quality as well as the quantity of noise in and around the site with respect to intensity and duration.

3.4.1 Methodology

The intensity of sound energy in the environment is measured in a logarithmic scale and is expressed in a decibel, dB (A) scale. In a sophisticated type of sound level meter, an additional circuit (filters) is provided, which modifies the received signal in such a way that it replicates the sound signal as received by the human ear and the magnitude of sound level in this scale is denoted as dB (A). The sound levels are expressed in dB (A) scale for the purpose of comparison of noise levels, which is universally accepted by the international community.

Noise levels were measured using an Integrating sound level meter manufactured by Lutron (SD card). It has an indicating mode of Lp and Leq. Keeping the mode in Lp for few minutes and setting the corresponding range and the weighting network in "A" weighting set the sound level meter was run for one hour time and Leq was measured at all locations.

The day noise levels have been monitored during 6.00 am to 10.00 pm and night noise levels, during 10.00 pm to 6.00 am at all the 7 locations, which covers study area including residential areas and silence zones, if available within 10 km radius of the study area.

3.4.2 Sampling Locations.

A preliminary survey was undertaken to identify the major noise generating sources in the area. The noise survey was conducted to assess the background noise levels in different zones. Ambient noise quality standards has different noise levels for different zones viz. industrial, commercial, and residential and silence zones. Map showing Locations of Ambient Noise Monitoring Sites is represented in **Figure 3.5** and also attached as *Annexure-XI (b)*. Photographs of Ambient Noise Monitoring for the month of March, April and May 2023 is presented in **Figure 3.6 (a) (b) & (c)**. Seven sampling locations were selected for the sampling of noise levels which are basically residential areas, commercial and silence zone.

(Ref: Principal Rules published in the Gazette of India, vide S.O. 123(E), dated 14.2.2000 and subsequently amended vide S.O. 1046(E), dated 22.11.2000, S.O. 1088(E), dated 11.10.2002, S.O. 1569 (E), dated 19.09.2006 and S.O. 50 (E) dated 11.01.2010 under the Environment (Protection) Act, 1986.)

The sampling locations are given in **Table-3.4**.

Table 3.4: Noise level Monitoring Locations in the Study Area

*CRCA sheets and Steel Pipes manufacturing facilities
At Village Dhatir & Dudhola, Palwal, Haryana*

Draft EIA Report - Chapter 3

S. No.	Location Name	Distance (KM)	Direction	Land use / Land cover	Latitude	Longitude
NQ1	Project site	0	0	Industrial Area	28°12'9.69"N	77°15'40.39"E
NQ2	Shri Vishwakarma Skill University	2.4	ESE	Silent Area	28°11'55.53"N	77°17'13.80"E
NQ3	B M Model School Dudhola, Palwal	0.57	NE	Silent Area	28°12'32.17"N	77°15'56.84"E
NQ4	Arogyam	2.4	WNW	Commercial Area	28°12'47.53"N	77°14'10.71"E
NQ5	B P Mushroom Farm, Dhatir	1.04	W	silent Area	28°12'22.87"N	77°14'56.03"E
NQ6	MS Hospital Dhatir	1.99	SW	Residential Area	28°11'22.59"N	77°14'43.21"E
NQ7	Bharat Public School, Dudhola	1.6	SE	Residential Area	28°11'39.89"N	77°16'37.86"E

The status of noise quality within the 10 km zone of the study area is, therefore, within the CPCB standards.

Note:

1. Daytime is from 6.00am to 10.00 pm and Nighttime is from 10.00 pm to 6.00 am.
2. Silence zone is defined as area up to 100 meters around premises of hospitals, educational institutions and courts. Use of vehicle horns, loud speakers and bursting of crackers are banned in these zones.

CRCA sheets and Steel Pipes manufacturing facilities
At Village Dhatir & Dudhola, Palwal, Haryana

Draft EIA Report - Chapter 3




Figure 3.5: Noise Quality Monitoring Location

*CRCA sheets and Steel Pipes manufacturing facilities
At Village Dhatir & Dudhola, Palwal, Haryana*

Draft EIA Report - Chapter 3



Figure3.6 (a): Photographs of Noise level monitoring (March 2023)

CRCA sheets and Steel Pipes manufacturing facilities
At Village Dhatir & Dudhola, Palwal, Haryana

Draft EIA Report - Chapter 3



Figure 3.6 (b): Photographs of Noise level monitoring (April 2023)

CRCA sheets and Steel Pipes manufacturing facilities
At Village Dhatir & Dudhola, Palwal, Haryana

Draft EIA Report - Chapter 3




Figure 3.6 (c): Photographs of Noise level monitoring (May 2023)

3.4.3 Ambient Noise Standards

Ministry of Environment and Forests & Climate Change (MoEF&CC) has notified the noise standards

CRCA sheets and Steel Pipes manufacturing facilities
At Village Dhatir & Dudhola, Palwal, Haryana

Draft EIA Report - Chapter 3

vide gazette notification dated February 14th, 2000 and its amendments for different zones under the Environment Protection Act (1986). These standards are given in **Table 3.5**.

3.4.4 Results and Discussion

The noise data compiled on noise levels during the study period is given in **Table 3.5**. Test reports of Ambient Noise Quality is attached as *Annexure-XII*.

Table 3.5: Noise Level Monitoring Results Values for the Period of March to May 2023

S. No.	Particulars	Land use / Land cover	Limit (Leq) (as per CPCB Guidelines)		Result (Leq) March		Result (Leq) April		Result (Leq) May	
			Day*	Night*	Day*	Night*	Day*	Night*	Day*	Night*
NQ1	Project site	Industrial Area	75	70	63.6	54.9	60	54.3	64.3	55.6
NQ2	Shri Vishwakarma Skill University	Silent Area	50	40	45.8	37.1	47.7	39	47.9	39.2
NQ3	B M Model School Dudhola, Palwal	Silent Area	50	40	48.3	37.4	44.8	36.1	46.9	38.2
NQ4	Arogyam	Commercial Area	65	55	51.9	43.2	53.7	45	52.2	43.5
NQ5	B P Mushroom Farm, Dhatir	silent Area	50	40	44	35.3	42.7	34	45.6	36.9
NQ6	MS Hospital Dhatir	Residential Area	55	45	46	37.3	47.6	38.8	53.4	44.7
NQ7	Bharat Public School, Dudhola	Residential Area	55	45	47.7	39	46.6	37.8	51	42.3

M/s Prompt Enterprises Pvt. Ltd.

86

CRCA sheets and Steel Pipes manufacturing facilities
At Village Dhatir & Dudhola, Patwal, Haryana

Draft EIA Report - Chapter 3

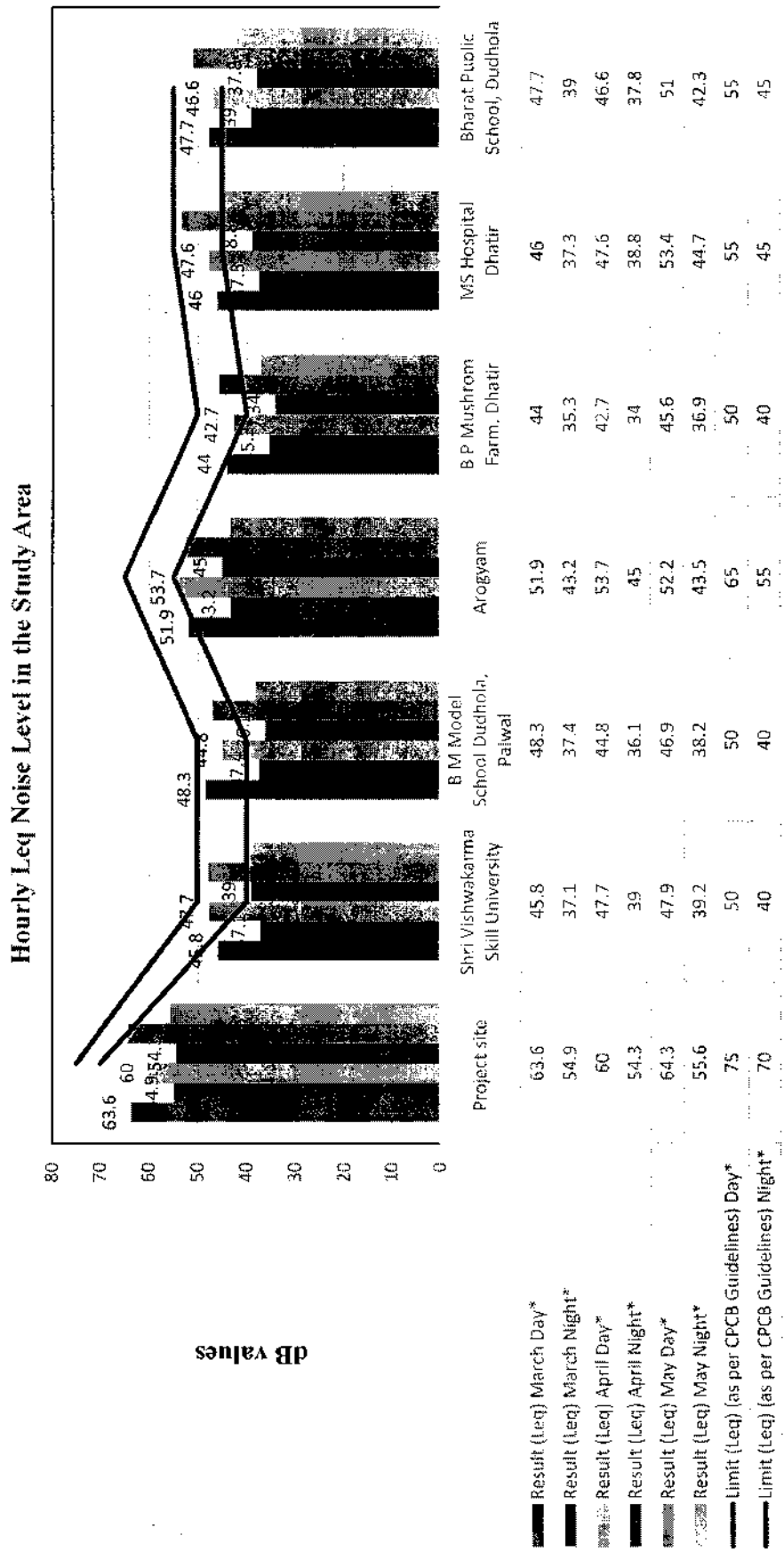


Figure 3.7 Comparative Noise Quality Analysis for the month of March, April and May 2023

M/s Prompt Enterprises Pvt. Ltd.

Comparative Noise Quality analysis for the month of March, April and May is shown in the **Figure 3.7**. The source of air pollution the region are domestic activities, Industrial activities and vehicular traffic. It was observed that the night time Leq (Ln) varies from 34.0 to 55.6 dB (A) and the daytime Leq (Ld) varies from 44.0 to 64.3 dB (A) within the study area.

Minimum noise level were recorded for the B P Mushroom Farm located at 1.04 km in the W direction from the project site. Low noise level is due to absence of any industrial activity in the area. Maximum noise level were found at the project site as it is an industrial area. Range of noise level were recorded at the project site is 54.3-64.3 dB.

3.4.5 Conclusion: As all the monitoring locations are near the city area, the noise levels are mainly due to vehicular movement and industrial activities in the region. Noise level recorded in the study area are within the CPCB standard limits.

3.5 Water Environment

3.5.1 Water Quality

Water quality assessment is one of the essential components of EIA study. Such assessment helps in evaluating the existing health of water body and suggesting appropriate mitigation measures to minimize the potential impact from development projects. Water quality of ground water has been studied in order to assess proposed water-uses in construction, drinking, cooling and horticulture purpose.

The water quality at the site and other locations within the 10 km impact study zone was monitored during the study period from March 2023 to May 2023. Map showing Locations of water monitoring are represented in **Figure 3.8 & Annexure –XI (c)** and the test reports of water quality are attached as **Annexure XII**. The surface water quality is compared with CPCB water quality criteria mentioned in **Table 3.6**. The groundwater & surface water monitoring locations are mentioned in **Table 3.7**. Photographs of Ground water monitoring in the March, April and May 2023 are represented in **Figure 3.9(a) (b) &(c)**, respectively. Photographs of Surface water monitoring for the month March, April and May 2023 are represented in **Figure 3.10(a) (b) &(c)**, respectively.

The result of the monitoring and analysis of groundwater and surface water is presented in the **Table 3.8 & Table 3.9** respectively.

3.5.2 Sampling Frequency and Sampling Techniques

*CRCA sheets and Steel Pipes manufacturing facilities
At Village Dhatir & Dudhola, Palwal, Haryana*

Draft EIA Report - Chapter 3

Parameters for analysis of water quality were selected based on the utility of the particular source of water as per MoEF&CC guidance. Hence quality of ground water was compared with IS: 10500: 1991 (Reaffirmed 1993 With Amendment NO -3 July 2010) for drinking purposes. Surface water quality was analyzed for parameters as mentioned in the 'Methods of Monitoring & Analysis published by CPCB (in Annexure -IV of CPCB guidelines)' and it was rated according to the CPCB Water Quality Criteria against A, B, C, D & E class of water based on parameters identified in the criteria. Water samples were collected as Grab water sample from sampling location in a 5 liter plastic jerry can and 250 ml sterilized clean glass/pet bottle for complete physio-chemical and bacteriological tests respectively. The samples were analyzed as per standard procedure / method given in IS: 3025 (Revised Part) and standard method for examination of water and wastewater Ed. 21st, published jointly APHA, AWWA and WPCF.

Table 3.6: Water Quality Criteria as per Central Pollution Control Board

Designated-Best-Use	Class of water	Criteria
Drinking Water Source without conventional treatment but after disinfection	A	Total Coli-forms Organism MPN/100ml shall be 50 or less pH between 6.5 and 8.5 Dissolved Oxygen 6mg/l or more Biochemical Oxygen Demand 5 days 20°C 2mg/l or less
Outdoor bathing (Organized)	B	Total Coli-forms Organism MPN/100ml shall be 500 or less; pH between 6.5 and 8.5; Dissolved Oxygen 5mg/l or more Biochemical Oxygen Demand 5 days 20°C 3mg/l or less
Drinking water source after conventional treatment and disinfection	C	Total Coli-forms Organism MPN/100ml shall be 5000 or less; pH between 6 to 9; Dissolved Oxygen 4mg/l or more Biochemical Oxygen Demand 5 days 20°C 3mg/l or less
Propagation of Wild life and Fisheries	D	pH between 6.5 to 8.5 Dissolved Oxygen 4mg/l or more Free Ammonia (as N) 1.2 mg/l or less
Irrigation, Industrial Cooling, Controlled Waste disposal	E	pH between 6.0 to 8.5 Electrical Conductivity at 25°C micro mhos/cm Max.2250 Sodium absorption Ratio Max. 26 Boron Max. 2mg/l
	Below-E	Not Meeting A, B, C, D & E Criteria

M/s Prompt Enterprises Pvt. Ltd.

89

CRCA sheets and Steel Pipes manufacturing facilities
At Village Dhatir & Dudhola, Palwal, Haryana

Draft EIA Report - Chapter 3

As per the standard practice, one sample from each station was taken thrice in a season in the study period. Sampling was done by standard sampling technique as per the Standard Methods. Necessary precautions were taken for preservation of samples.

Table 3.7: Groundwater & Surface Water Quality Monitoring Locations

Ground Water						
S. No.	Particulars	Distance (KM)	Direction	Landuse	Latitude	Longitude
GWQ1	Project Site	0	0	Industrial Area	28°12'9.69"N	77°15'40.39"E
GWQ2	Shri Vishwakarma Skill University	2.4	ESE	Silent Area	28°11'55.53"N	77°17'13.80"E
GWQ3	B M Model School Dudhola, Palwal	0.57	NE	Silent Area	28°12'32.17"N	77°15'56.84"E
GWQ4	B P Mushroom Farm, Dhatir	1.04	W	Residential Area	28°12'22.87"N	77°14'56.03"E
GWQ5	Shiv Ram Mandir	2.1	NNW	Silent Area	28°13'22.72"N	77°14'57.25"E
GWQ6	MS Hospital Dhatir	1.99	SW	Residential Area	28°11'22.59"N	77°14'43.21"E
SURFACE WATER						
S. No.	Particulars	Distance (KM)	Direction	Landuse	Latitude	Longitude
SWQ1	Baba Saidpur wale Temple Pond	2.8	NW	Surface Water	28°13'18.10"N	77°14'12.08"E
SWQ2	Dhatir Pond	1.5	WSW	Surface Water	28°11'38.34"N	77°14'49.95"E
SWQ3	Dudhola Pond	0.5	NE	Surface Water	28°12'29.15"N	77°15'59.05"E
SWQ4	Pokhar wala Mandir Pond	3.2	WSW	Surface Water	28°12'18.94"N	77°13'37.63"E
SWQ5	Nallah	0.078	S	upstream	28°12'23.76"N	77°15'31.68"E
SWQ6	Nallah	0.12	N	down stream	28°12'2.34"N	77°15'38.96"E

M/s Prompt Enterprises Pvt. Ltd.

90

CRCA sheets and Steel Pipes manufacturing facilities
At Village Dhatir & Dudhola, Palwal, Haryana

Draft EIA Report - Chapter 3




Figure 3.8: Water Quality Monitoring Location

*CRCA sheets and Steel Pipes manufacturing facilities
At Village Dhatir & Dudhola, Palwal, Haryana*

Draft EIA Report - Chapter 3

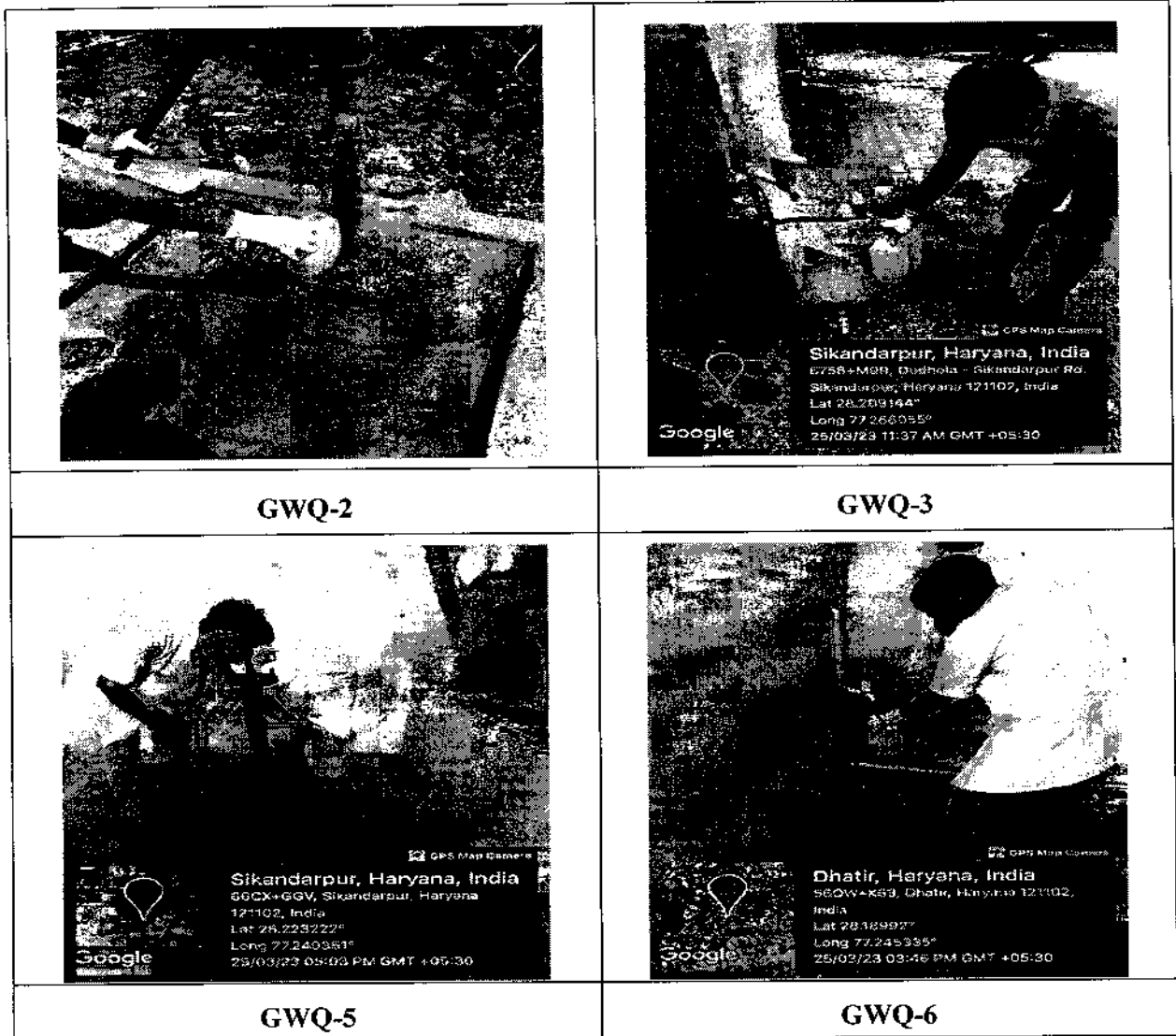


Figure 3.9 (a): Photographs of the Ground Water Sampling (March, 2023)



Figure 3.9 (b): Photographs of the Ground Water Sampling (April, 2023)

*CRCA sheets and Steel Pipes manufacturing facilities
At Village Dhatir & Dudhola, Palwal, Haryana*

Draft EIA Report - Chapter 3



Figure 3.9 (c): Photographs of the Ground Water Sampling (May, 2023)

*CRCA sheets and Steel Pipes manufacturing facilities
At Village Dhatir & Dudhola, Palwal, Haryana*

Draft EIA Report - Chapter 3




Figure 3.10 (a): Photographs of the Surface Water Sampling (March, 2023)

CRCA sheets and Steel Pipes manufacturing facilities
At Village Dhatir & Dudhola, Palwal, Haryana

Draft EIA Report - Chapter 3

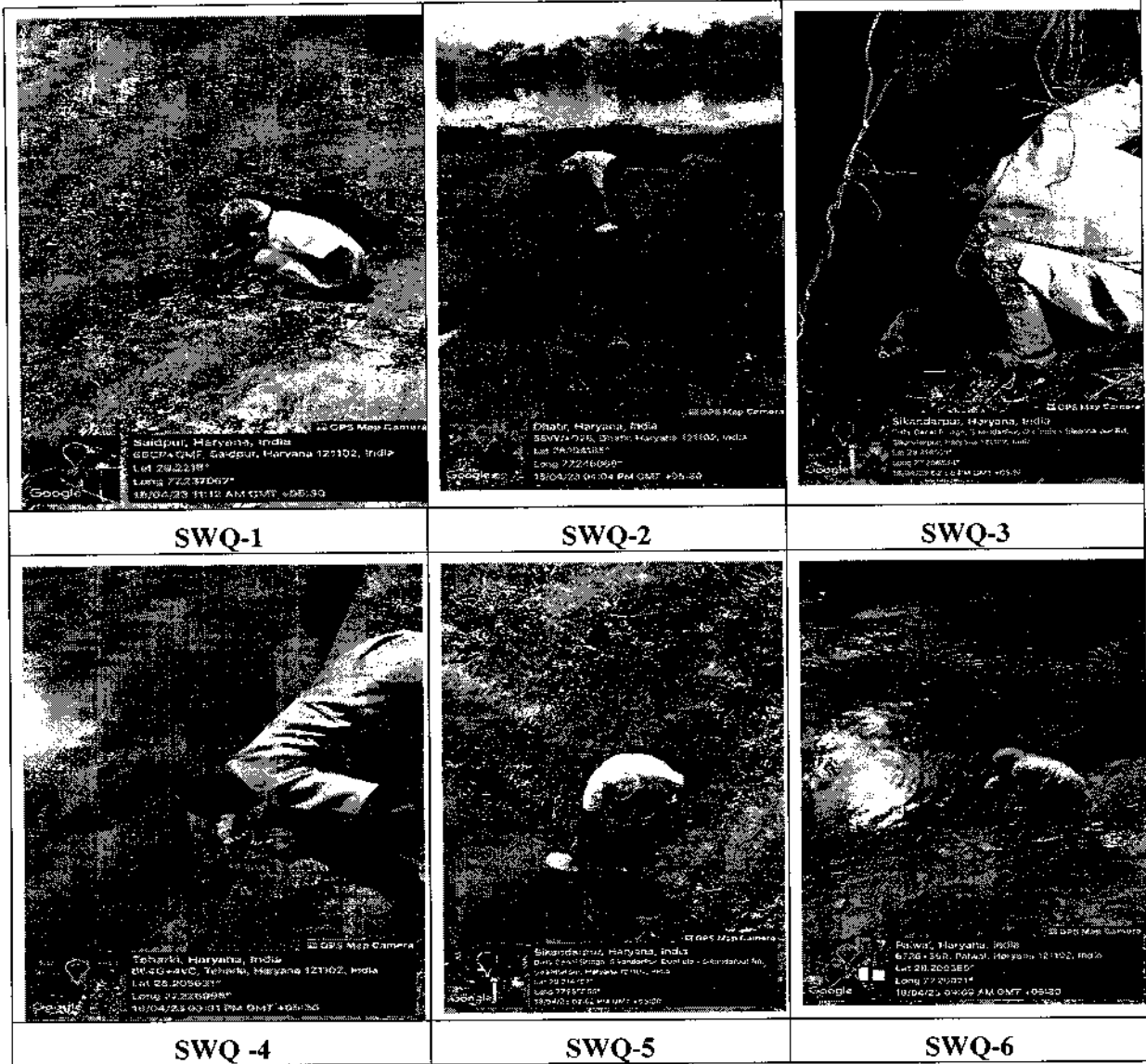


Figure 3.10 (b): Photographs of the Surface Water Sampling (April, 2023)




Figure 3.10 (c): Photographs of the Surface Water Sampling (May, 2023)

3.5.3 Water Quality Monitoring Results

The water quality in the study area was assessed through physio-chemical and bacteriological analysis of ground and surface water samples. The results were compared with drinking water quality standards specified in IS: 10500. The groundwater analysis results for the month of March, April and May are given in Table 3.8 (a), (b) & (c) and Figure 3.11(a), (b) & (c) and surface water analysis results for the month of March, April and May are given in Table 3.9(a), (b) & (c) and Figure 3.12 (a), (b) & (c), respectively below.

CRCA sheets and Steel Pipes manufacturing facilities
At Village Dhatir & Dudhola, Palwal, Haryana

Draft EIA Report - Chapter 3

Table 3.8 (a): Result of Ground water Quality analysis values for the Month of March 2023

S No	Test Parameter	Unit	Specification/ Limit (As per IS:10500: 2012)		Test Method	GW-1	GW-2	GW-3	GW-4	GW-5	GW-6
			Desirable	Permissible							
1	Temperature	°C	Not Specified	Not Specified	APHA 2550-B	26.5	26.3	26	27.4	26	28.1
2	Colour	Hazen	5	15	APHA 2120-B	<5.0	<5.0	<5.0	<5.0	<5.0	<5.0
3	Odour	Qualitative	Agreeable	Agreeable	APHA 2150-B	Agreeable	Agreeable	Agreeable	Agreeable	Agreeable	Agreeable
4	Taste	Qualitative	Agreeable	Agreeable	APHA 2160-C	Agreeable	Agreeable	Agreeable	Agreeable	Agreeable	Agreeable
5	pH	...	6.5 - 8.5	No relaxation	APHA 4500-H+	7.33	7.36	7.3	7.37	7.32	7.37
6	Turbidity	NTU	1	5	APHA 2130-B	<1.0	<1.0	<1.0	<1.0	<1.0	<1.0
7	Total Dissolved Solids (TDS)	mg/L	500	2000	APHA 2540-C	403.2	393.8	374.5	403.9	344.8	412.7
8	Fluoride,(F)	mg/L	1	1.5	APHA 4500:(F-)-D	0.16	0.21	0.18	0.2	0.17	0.16
9	Total Alkalinity, (CaCO3)	mg/L	200	600	APHA 2320-B	183.3	184	189.8	191.6	183	206.4
10	Total Hardness, (CaCO3)	mg/L	200	600	APHA 2340-C	117.3	132.5	138.7	140	153.7	162.1
11	Calcium, (Ca)	mg/L	75	200	APHA 3500:(Ca)-B	40.8	41.9	42.7	43.1	43.3	41.1
12	Chloride,(Cl)	mg/L	250	1000	APHA 4500:(Cl-)-B	74.8	75.1	74.5	75.2	69.5	75.2
13	Magnesium,(Mg)	mg/L	30	100	APHA 3500:(Mg)-B	3.65	6.67	7.67	7.74	10.89	14.3
14	Nitrate,(NO3)	mg/L	45	No relaxation	APHA 4500:(NO3-)-B	1.26	1.25	1.26	1.42	1.44	1.27

M/s Prompt Enterprises Pvt. Ltd.

*CRCA sheets and Steel Pipes manufacturing facilities
At Village Dhair & Dudhota, Palwal, Haryana*

Draft EIA Report - Chapter 3

15	Sulphate,(SO4)	mg/L	200	400	APHA 4500:(SO4)-E	52.2	53.4	55.2	52.5	55.8	53.9
16	Boron,(B)	mg/L	0.5	1	APHA 4500:(B)-C	< 0.01	< 0.01	< 0.01	< 0.01	< 0.01	< 0.01
17	Aluminium,(Al)	mg/L	0.03	0.2	APHA-3120B	< 0.01	< 0.01	< 0.01	< 0.01	< 0.01	< 0.01
18	Arsenic,(As)	mg/L	0.01	No relaxation	APHA 3120B	< 0.01	< 0.01	< 0.01	< 0.01	< 0.01	< 0.01
19	Cadmium,(Cd)	mg/L	0.003	No relaxation	APHA 3120B	< 0.001	< 0.001	< 0.001	< 0.001	< 0.001	< 0.001
20	Chromium,(Cr)	mg/L	0.05	No relaxation	APHA-3120B	< 0.01	< 0.01	< 0.01	< 0.01	< 0.01	< 0.01
21	Copper,(Cu)	mg/L	0.05	1.5	APHA 3120B	< 0.01	< 0.01	< 0.01	< 0.01	< 0.01	< 0.01
22	Iron,(Fe)	mg/L	1	No relaxation	APHA-3120B	< 0.05	< 0.05	< 0.05	< 0.05	< 0.05	< 0.05
23	Lead,(Pb)	mg/L	0.01	No relaxation	APHA-3120B	< 0.01	< 0.01	< 0.01	< 0.01	< 0.01	< 0.01
24	Manganese,(Mn)	ug/L	0.1	0.3	APHA-3120B	< 0.01	< 0.01	< 0.01	< 0.01	< 0.01	< 0.01
25	Mercury,(Hg)	mg/L	0.001	No relaxation	APHA-3114C	< 0.001	< 0.001	< 0.001	< 0.001	< 0.001	< 0.001
26	Selenium,(Se)	mg/L	0.01	No relaxation	APHA-3120B	< 0.01	< 0.01	< 0.01	< 0.01	< 0.01	< 0.01
27	Zinc,(Zn)	mg/L	5	15	APHA-3120B	< 0.01	< 0.01	< 0.01	< 0.01	< 0.01	< 0.01
28	Anionic Detergent,(MBAS)	mg/L	0.2	1	APHA 5540-C	< 0.01	< 0.01	< 0.01	< 0.01	< 0.01	< 0.01
29	Mineral Oil	mg/L	0.5	No relaxation	IS 3025 (Part-39)	< 0.5	< 0.5	< 0.5	< 0.5	< 0.5	< 0.5
30	Phenolic Compound,(C6H5OH)	mg/L	0.001	0.002	APHA 5530-C	< 0.001	< 0.001	< 0.001	< 0.001	< 0.001	< 0.001
31	Conductivity	µs/cm	Not Specified	Not Specified	APHA 2510-B:	632.9	598.5	587.9	642.2	537.8	643.8
32	Total Coliform Count	per 100mL	Shall not be detectable	Shall not be detectable	IS 15185	Absent	Absent	Absent	Absent	Absent	Absent
33	Escherichia coli	per 100mL	Shall not be detectable	Shall not be detectable	IS 15185	Absent	Absent	Absent	Absent	Absent	Absent

*CRCA sheets and Steel Pipes manufacturing facilities
At Village Dhatir & Dudhola, Palwal, Haryana*

Draft EIA Report - Chapter 3

M/s Prompt Enterprises Pvt. Ltd.

100

*CRCAs sheets and Steel Pipes manufacturing facilities
At Village Dhatir & Dudhola, Palwal, Haryana*

Draft EIA Report - Chapter 3

Ground Water Analysis Result for March 2023

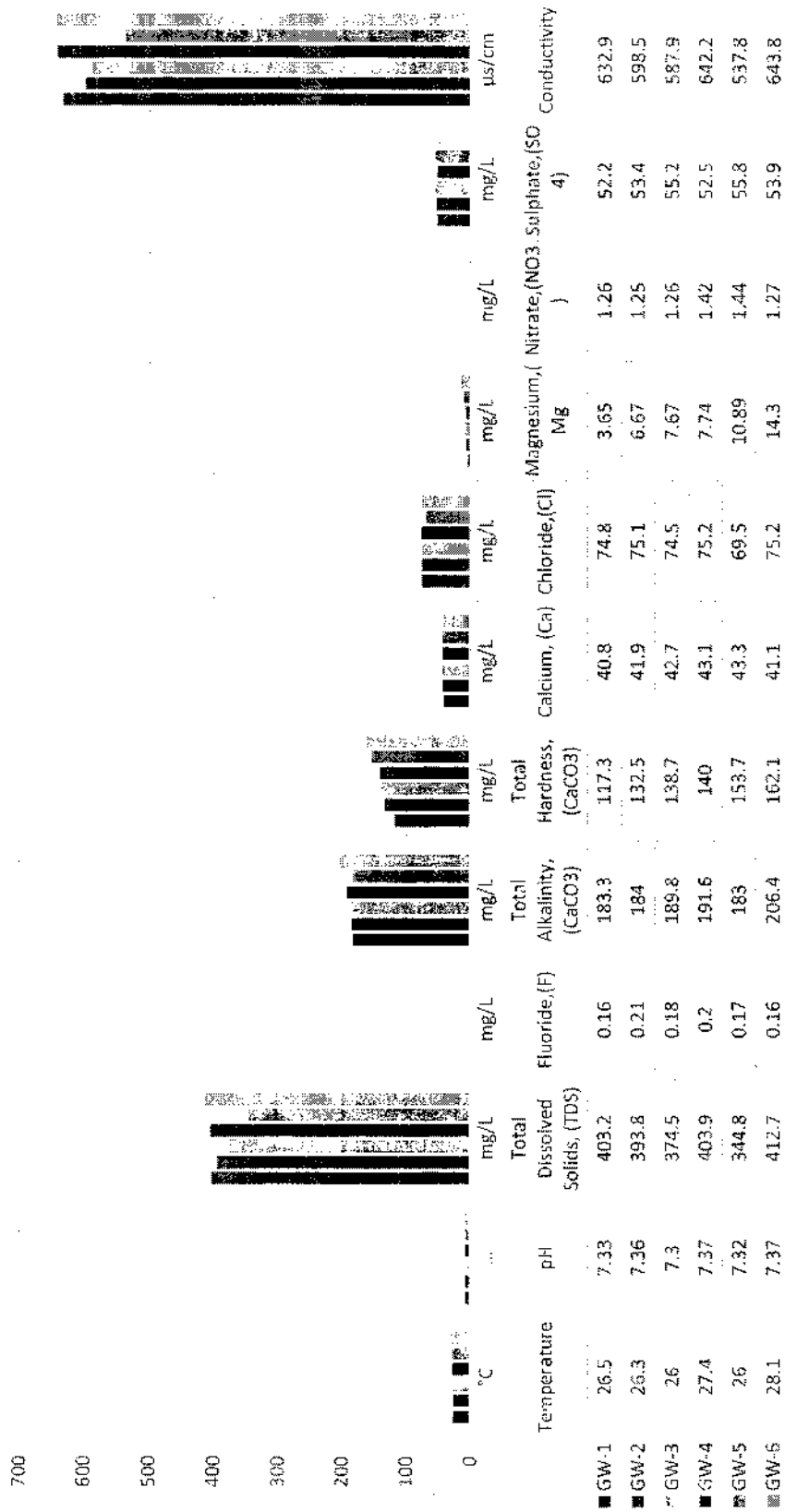


Figure 3.11 (a): Graph showing Ground Water Analysis results for March 2023

M/s Prompt Enterprises Pvt. Ltd.

CRCA sheets and Steel Pipes manufacturing facilities
At Village Dhatir & Dudhola, Palwal, Haryana

Draft EIA Report - Chapter 3

Table 3.8 (b): Result of Ground water Quality analysis values for the Month of April 2023

S No	Test Parameter	Unit	Specification/ Limit (As per IS:10500: 2012)		Test Method	GW-1	GW-2	GW-3	GW-4	GW-5	GW-6
			Desirable	Permissible							
1	Temperature	°C	Not Specified	Not Specified	APHA 2550-B	26.3	26.1	25.8	27.2	25.8	27.9
2	Colour	Hazen	5	15	APHA 2120-B	<5.0	<5.0	<5.0	<5.0	<5.0	<5.0
3	Odour	Qualitative	Agreeable	Agreeable	APHA 2150-B	Agreeable	Agreeable	Agreeable	Agreeable	Agreeable	Agreeable
4	Taste	Qualitative	Agreeable	Agreeable	APHA 2160-C	Agreeable	Agreeable	Agreeable	Agreeable	Agreeable	Agreeable
5	pH	...	6.5 - 8.5	No relaxation	APHA 4500-H+	7.27	7.3	7.24	7.31	7.26	7.31
6	Turbidity	NTU	1	5	APHA 2130-B	<1.0	<1.0	<1.0	<1.0	<1.0	<1.0
7	Total Dissolved Solids, (TDS)	mg/L	500	2000	APHA 2540-C	399.9	390.6	371.4	400.6	341.9	409.4
8	Fluoride,(F)	mg/L	1	1.5	APHA 4500:(F-)-D	0.16	0.2	0.18	0.2	0.17	0.16
9	Total Alkalinity, (CaCO3)	mg/L	200	600	APHA 2320-B	181.8	182.5	188.2	190.1	181.5	204.7
10	Total Hardness, (CaCO3)	mg/L	200	600	APHA 2340-C	116.3	131.4	137.6	138.9	152.5	160.8
11	Calcium, (Ca)	mg/L	75	200	APHA 3500:(Ca)-B	40.5	41.5	42.4	42.8	43	40.7
12	Chloride,(Cl)	mg/L	250	1000	APHA 4500:(Cl-)-B	74.2	74.5	73.8	74.6	69	74.6
13	Magnesium,(Mg)	mg/L	30	100	APHA 3500:(Mg)-B	3.62	6.61	7.6	7.68	10.8	14.2

M/s Prompt Enterprises Pvt. Ltd.

*CRCA sheets and Steel Pipes manufacturing facilities
At Village Dhatir & Dudhola, Palwal, Haryana*

Draft EIA Report - Chapter 3

		mg/L	45	No relaxation	APHA 4500:(NO3-)-B	1.25	1.24	1.25	1.41	1.42	1.26
14	Nitrate,(NO3)	mg/L	45	No relaxation	APHA 4500:(NO3-)-B	1.25	1.24	1.25	1.41	1.42	1.26
15	Sulphate,(SO4)	mg/L	200	400	APHA 4500:(SO4)-E	51.8	52.9	54.7	52	55.3	53.5
16	Boron,(B)	mg/L	0.5	1	APHA 4500:(B)-C	<0.01	<0.01	<0.01	<0.01	<0.01	<0.01
17	Aluminium,(Al)	mg/L	0.03	0.2	APHA-3120B	<0.01	<0.01	<0.01	<0.01	<0.01	<0.01
18	Arsenic,(As)	mg/L	0.01	No relaxation	APHA 3120B	<0.01	<0.01	<0.01	<0.01	<0.01	<0.01
19	Cadmium,(Cd)	mg/L	0.003	No relaxation	APHA 3120B	<0.001	<0.001	<0.001	<0.001	<0.001	<0.001
20	Chromium,(Cr)	mg/L	0.05	No relaxation	APHA-3120B	<0.01	<0.01	<0.01	<0.01	<0.01	<0.01
21	Copper, (Cu)	mg/L	0.05	1.5	APHA 3120B	<0.01	<0.01	<0.01	<0.01	<0.01	<0.01
22	Iron,(Fe)	mg/L	1	No relaxation	APHA-3120B	<0.05	<0.05	<0.05	<0.05	<0.05	<0.05
23	Lead,(Pb)	mg/L	0.01	No relaxation	APHA-3120B	<0.01	<0.01	<0.01	<0.01	<0.01	<0.01
24	Manganese,(Mn)	ug/L	0.1	0.3	APHA-3120B	<0.01	<0.01	<0.01	<0.01	<0.01	<0.01
25	Mercury,(Hg)	mg/L	0.001	No relaxation	APHA-3114C	<0.001	<0.001	<0.001	<0.001	<0.001	<0.001
26	Selenium,(Se)	mg/L	0.01	No relaxation	APHA-3120B	<0.01	<0.01	<0.01	<0.01	<0.01	<0.01
27	Zinc,(Zn)	mg/L	5	15	APHA-3120B	<0.01	<0.01	<0.01	<0.01	<0.01	<0.01
28	Anionic Detergent,(MBAS)	mg/L	0.2	1	APHA 5540-C	<0.01	<0.01	<0.01	<0.01	<0.01	<0.01
29	Mineral Oil	mg/L	0.5	No relaxation	IS 3025 (Part- 39)	<0.5	<0.5	<0.5	<0.5	<0.5	<0.5

M/s Prompt Enterprises Pvt. Ltd.

*CRCA sheets and Steel Pipes manufacturing facilities
At Village Dhatir & Dudhola, Palwal, Haryana*

Draft EIA Report - Chapter 3

	Phenolic Compound, (C6H5OH)	mg/L	0.001	0.002	APHA 5530-C	< 0.001	< 0.001	< 0.001	< 0.001	< 0.001	< 0.001	< 0.001
30	Conductivity	µs/cm	Not Specified	Not Specified	APHA 2510-B	667.7	652.2	620.3	669	571	683.6	
32	Total Coliform Count	per 100mL	Shall not be detectable	Shall not be detectable	IS 15185	Absent	Absent	Absent	Absent	Absent	Absent	Absent
33	Escherichia coli	per 100mL	Shall not be detectable	Shall not be detectable	IS 15185	Absent	Absent	Absent	Absent	Absent	Absent	Absent

M/s Prompt Enterprises Pvt. Ltd.

Ground Water Analysis Result for April 2023




Figure 3.11 (b): Graph showing Ground Water Analysis results for April 2023

CRCA sheets and Steel Pipes manufacturing facilities
At Village Dhatir & Dudhola, Palwal, Haryana

Draft EIA Report - Chapter 3

Table 3.8 (c): Result of Ground water Quality analysis values for the Month of May 2023

S No	Test Parameter	Unit	Specification/ Limit (As per IS:10500: 2012)		Test Method	GW-1	GW-2	GW-3	GW-4	GW-5	GW-6
			Desira ble	Permissible							
1	Temperature	°C	Not Specified	Not Specified	APHA 2550-B	26.6	26.4	26.1	27.5	26.1	28.2
2	Colour	Hazen	5	15	APHA 2120-B	<5.0	<5.0	<5.0	<5.0	<5.0	<5.0
3	Odour	Qualitative	Agreeable	Agreeable	APHA 2150-B	Agreeable	Agreeable	Agreeable	Agreeable	Agreeable	Agreeable
4	Taste	Qualitative	Agreeable	Agreeable	APHA 2160-C	Agreeable	Agreeable	Agreeable	Agreeable	Agreeable	Agreeable
5	pH	...	6.5 - 8.5	No relaxation	APHA 4500-H+	7.35	7.38	7.32	7.39	7.34	7.39
6	Turbidity	NTU	1	5	APHA 2130-B	<1.0	<1.0	<1.0	<1.0	<1.0	<1.0
7	Total Dissolved Solids, (TDS)	mg/L	500	2000	APHA 2540-C	404.3	394.8	404.8	434.5	404.4	413.8
8	Fluoride,(F)	mg/L	1	1.5	APHA 4500:(F)-D	0.16	0.21	0.18	0.2	0.18	0.16
9	Total Alkalinity, (CaCO3)	mg/L	200	600	APHA 2320-B	183.8	184.5	190.3	192.1	183.5	206.9
10	Total Hardness, (CaCO3)	mg/L	200	600	APHA 2340-C	117.6	132.8	139.1	140.4	154.1	162.6
11	Calcium, (Ca)	mg/L	75	200	APHA 3500:(Ca)-B	40.9	42	42.8	43.2	43.5	41.2
12	Chloride,(Cl)	mg/L	250	1000	APHA 4500:(Cl)-B	75	75.3	74.7	75.4	69.7	75.4
13	Magnesium,(Mg)	mg/L	30	100	APHA 3500:(Mg)-B	3.66	6.69	7.69	7.76	10.92	14.3

M/s Prompt Enterprises Pvt. Ltd.

Draft EIA Report - Chapter 3

**CRCA sheets and Steel Pipes manufacturing facilities
At Village Dhatir & Dudhola, Palwal, Haryana**

14	Nitrate,(NO ₃)	mg/L	45	No relaxation	APHA 4500:(NO ₃)-B	1.27	1.25	1.26	1.42	1.44	1.27
15	Sulphate,(SO ₄)	mg/L	200	400	APHA 4500:(SO ₄)-E	52.3	53.5	55.3	52.6	55.9	54.1
16	Boron,(B)	mg/L	0.5	1	APHA 4500:(B)-C	< 0.01	< 0.01	< 0.01	< 0.01	< 0.01	< 0.01
17	Aluminium,(Al)	mg/L	0.03	0.2	APHA-3120B	< 0.01	< 0.01	< 0.01	< 0.01	< 0.01	< 0.01
18	Arsenic,(As)	mg/L	0.01	No relaxation	APHA 3120B	< 0.01	< 0.01	< 0.01	< 0.01	< 0.01	< 0.01
19	Cadmium,(Cd)	mg/L	0.003	No relaxation	APHA 3120B	< 0.001	< 0.001	< 0.001	< 0.001	< 0.001	< 0.001
20	Chromium,(Cr)	mg/L	0.05	No relaxation	APHA-3120B	< 0.01	< 0.01	< 0.01	< 0.01	< 0.01	< 0.01
21	Copper, (Cu)	mg/L	0.05	1.5	APHA 3120B	< 0.01	< 0.01	< 0.01	< 0.01	< 0.01	< 0.01
22	Iron,(Fe)	mg/L	1	No relaxation	APHA-3120B	< 0.05	< 0.05	< 0.05	< 0.05	< 0.05	< 0.05
23	Lead,(Pb)	mg/L	0.01	No relaxation	APHA-3120B	< 0.01	< 0.01	< 0.01	< 0.01	< 0.01	< 0.01
24	Manganese,(Mn)	ug/L	0.1	0.3	APHA-3120B	< 0.01	< 0.01	< 0.01	< 0.01	< 0.01	< 0.01
25	Mercury,(Hg)	mg/L	0.001	No relaxation	APHA-3114C	< 0.001	< 0.001	< 0.001	< 0.001	< 0.001	< 0.001
26	Selenium,(Se)	mg/L	0.01	No relaxation	APHA-3120B	< 0.01	< 0.01	< 0.01	< 0.01	< 0.01	< 0.01
27	Zinc,(Zn)	mg/L	5	15	APHA-3120B	< 0.01	< 0.01	< 0.01	< 0.01	< 0.01	< 0.01
28	Antonic Detergent,(MBAS)	mg/L	0.2	1	APHA 5540-C	< 0.01	< 0.01	< 0.01	< 0.01	< 0.01	< 0.01
29	Mineral Oil	mg/L	0.5	No relaxation	IS 3025 (Part-39)	< 0.5	< 0.5	< 0.5	< 0.5	< 0.5	< 0.5
30	Phenolic Compound,(C ₆ H ₅ OH)	mg/L	0.001	0.002	APHA 5530-C	< 0.001	< 0.001	< 0.001	< 0.001	< 0.001	< 0.001

*CRCAs sheets and Steel Pipes manufacturing facilities
At Village Dhatir & Dudhola, Palwal, Haryana*

Draft EIA Report - Chapter 3

31	Conductivity	µs/cm	Not Specified	Not Specified	634.7	600.1	635.5	690.9	630.9	645.6
32	Total Coliform Count	per 100mL	Shall not be detectable	IS 15185	Absent	Absent	Absent	Absent	Absent	Absent
33	Escherichia coli	per 100mL	Shall not be detectable	IS 15185	Absent	Absent	Absent	Absent	Absent	Absent

M/s Prompt Enterprises Pvt. Ltd.

*CRCAs sheets and Steel Pipes manufacturing facilities
At Village Dhatir & Dudhola, Palwal, Haryana*

Draft EIA Report - Chapter 3

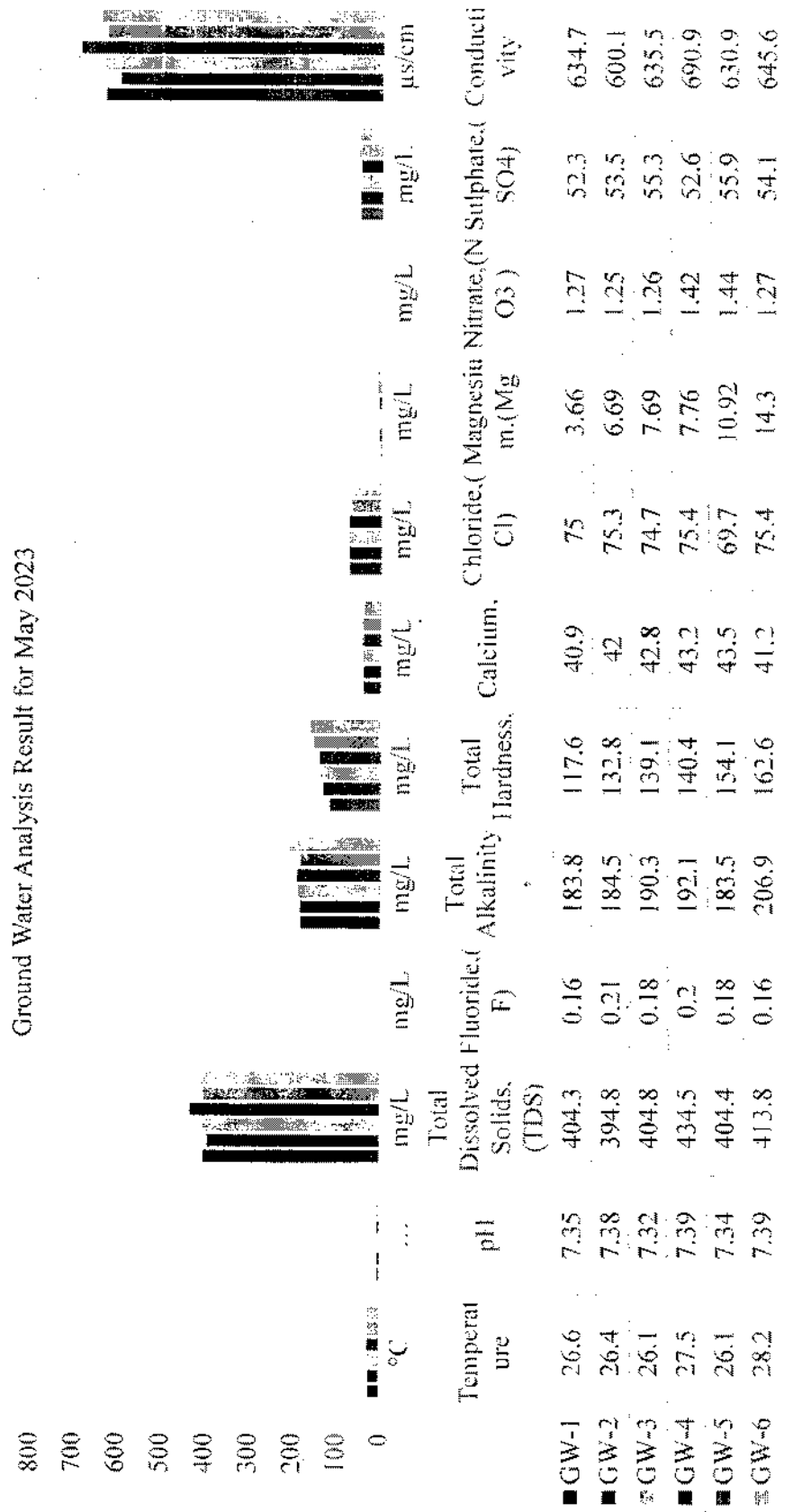


Figure 3.11 (c): Graph showing Ground Water Analysis results for May 2023

M/s Prompt Enterprises Pvt. Ltd.

Result of Ground Water Analysis

The Comparative result obtained for ground water quality of collected ground water samples for the month of March, April and May 2023 is given in the **Table 3.8 (a), (b) and (c)**, respectively.

- The total dissolved solids were observed in the range 363.7 to 483.6 mg/l.
- The total hardness, as CaCO₃ was observed in the range of 132.2 to 161.8 mg/l.
- The concentrations of calcium observed in the range 40.7 to 43.3 mg/l, which is within the limit of 200 mg/l.
- The concentration of chloride was observed in the range 69.4 to 75.1 mg/l.
- The concentrations of sulphate were observed in the range 52.1 to 55.7 mg/l, which is below the desirable limit of 200 mg/l.
- The concentrations of nitrate were observed in the range 1.2 to 1.4 mg/l.

It is, therefore, concluded that the ground water at the site is safe for use as potable water. All the parameters are within the permissible limit. There is no alternative source of drinking water. So this water can be used as drinking purpose.

CRCA sheets and Steel Pipes manufacturing facilities
At Village Dhatir & Dudhola, Palwal, Haryana

EIA Report – Chapter3

Table 3.9 (a): Result of Surface water Quality Analysis values for the Month of March 2023

S. No.	Test Method	Unit	Test Parameter	SW-1	SW-2	SW-3	SW-4	SW-5	SW-6
1	Temperature	°C	APHA 2550-B	26.4	26.5	26.7	26.4	26.6	26.7
2	Colour	Hazen	APHA 2120-B	6.28	7.28	6.28	7.28	5.28	7.28
3	Odour	...	APHA 2150-B	Odourless	Odourless	Odourless	Odourless	Odourless	Odourless
4	pH	...	APHA 4500-H+	7.28	7.32	7.37	7.3	7.34	7.37
5	Total Dissolved Solids,(TDS)	mg/L	APHA 2540-C	597	625.9	652.2	587.7	991.6	1057.6
6	Biological Oxygen Demand(BOD _{3d} 270C)	mg/L	IS: 3025 (Part-44)	9	11.2	7.4	12.6	45.7	52
7	Chemical Oxygen Demand,(COD)	mg/L	APHA 5220-B	76.4	91.5	84.8	98.6	135.8	210
8	Calcium,(Ca)	mg/L	APHA 3500:(Ca)-B	58.2	62.9	51.3	55.3	110.1	111.8
9	Turbidity	NTU	APHA 2130-B	6.28	7.28	5.28	7.28	7.28	8.28
10	Total Hardness,(CaCO ₃)	mg/L	APHA 2340-C	218.4	229.3	200.9	209.7	340.7	345.1
11	Dissolved Oxygen(DO)	mg/L	APHA 4500:(O)-C	6	6.48	5.28	4.5	7.92	9.48
12	Anionic Detergent,(MBS)	mg/L	APHA 5540-C	< 0.01	< 0.01	< 0.01	< 0.01	< 0.01	< 0.01
13	Magnesium,(Mg)	mg/L	APHA 3500:(Mg)-B	17.5	20.9	17.47	39.2	58.3	62.2
14	Chloride,(Cl)	mg/L	APHA 4500:(Cl)-B	58.2	62.9	51.3	55.3	72.2	77.5
15	Conductivity	µs/cm	APHA 2510-B	904.5	934.1	988.3	877.1	1525.6	1627.1
16	Nitrate,(NO ₃)	mg/L	APHA 4500:(NO ₃)-B	3.31	3.57	2.91	3.14	3.77	4.07

M/s Prompt Enterprises Pvt. Ltd.

111

*CRCA sheets and Steel Pipes manufacturing facilities
At Village Dhatir & Dudhola, Palwal, Haryana*

EIA Report – Chapter3

17	Sulphate,(SO ₄)	mg/L	APHA 4500:(S O ₄)-E	83.7	90.4	73.7	79.5	137.3	153.2
18	Potassium,(K)	mg/L	APHA- 3120B	12.2	13.8	14.6	11.7	16	21.7
19	Fluoride,(F)	mg/L	APHA 4500:(F-)-D	0.24	0.22	0.24	0.29	0.28	0.39
20	Chromium,(Cr+6)	mg/L	APHA 3500:(Cr)-B	< 0.01	< 0.01	< 0.01	< 0.01	< 0.01	< 0.01
21	Cyanide,(CN)	mg/L	APHA 4500:(C N)-D	N.D.	N.D.	N.D.	N.D.	N.D.	N.D.
22	Cadmium,(Cd)	mg/L	APHA 3120B	< 0.01	< 0.01	< 0.01	< 0.01	< 0.01	< 0.01
23	Sodium,(Na)	mg/L	APHA- 3120B	81.5	91.5	87.7	96.4	133.6	146.7
24	Copper,(Cu)	mg/L	APHA 3120B	< 0.01	< 0.01	< 0.01	< 0.01	< 0.01	< 0.01
25	Iron,(Fe)	mg/L	APHA- 3120B	0.18	0.15	0.21	0.25	0.49	0.67
26	Boron,(B)	mg/L	APHA 4500:(B) -C	< 0.01	< 0.01	< 0.01	< 0.01	< 0.01	< 0.01
27	Zinc,(Zn)	mg/L	APHA- 3120B	< 0.01	< 0.01	< 0.01	< 0.01	< 0.01	< 0.01
28	Manganese,(Mn)	mg/L	APHA- 3120B	< 0.01	< 0.01	< 0.01	< 0.01	< 0.01	< 0.01
29	Phenolic Compound,(C ₆ H 5OH)	mg/L	APHA 5530-C	< 0.001	< 0.001	< 0.001	< 0.001	< 0.001	< 0.001
30	Mineral Oil	mg/L	IS 3025 (Part-39)	< 0.5	< 0.5	< 0.5	< 0.5	< 0.5	< 0.5
31	Total Coliform Count	MPN/100 mL	IS 1622	> 1600	> 1600	> 1600	> 1600	> 1600	> 1600
32	Fecal Coliform (FC)	MPN/100 mL	IS 1622	> 1600	> 1600	> 1600	> 1600	> 1600	> 1600

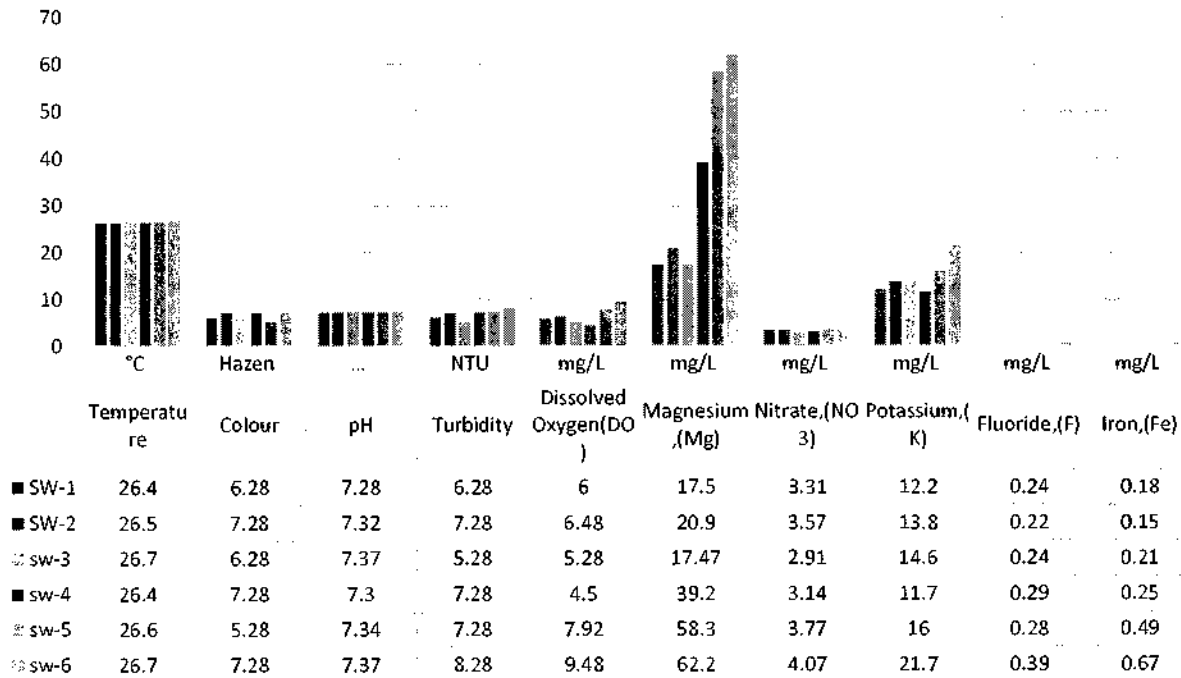
M/s Prompt Enterprises Pvt. Ltd.

112

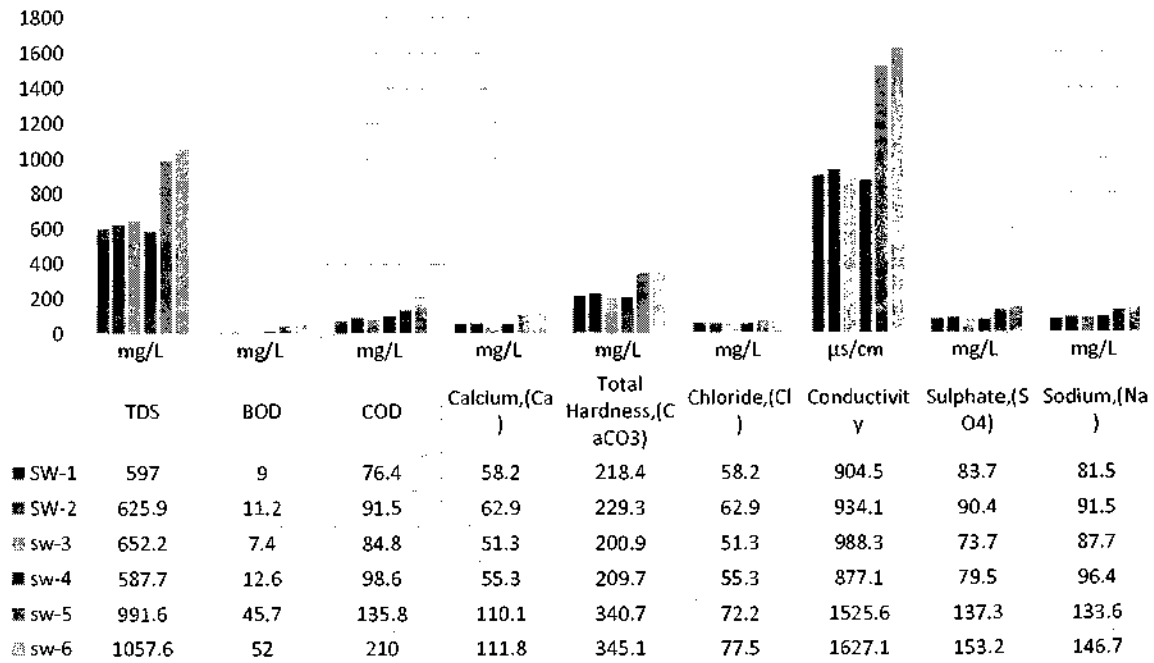
CRCA sheets and Steel Pipes manufacturing facilities
At Village Dhatir & Dudhola, Palwal, Haryana

EIA Report – Chapter3

Surface Water Analysis Result for March 2023



Surface Water Analysis Result for the March 2023



M/s Prompt Enterprises Pvt. Ltd.

CRCA sheets and Steel Pipes manufacturing facilities
At Village Dhatir & Dudhola, Palwal, Haryana

EIA Report – Chapter 3

Figure 3.12 (a) Result of Surface water Quality Analysis values for the Month of March 2023

Table 3.9 (b): Result of Surface water Quality Analysis values for the Month of April 2023

S. No.	Test Method	Unit	Test Parameter	SW-1	SW-2	SW-3	SW-4	SW-5	SW-6
1	Temperature	°C	APHA 2550-B	26.5	26.7	26.9	26.6	26.8	26.9
2	Colour	Hazen	APHA 2120-B	6.33	7.33	6.33	7.33	5.33	7.33
3	Odour	...	APHA 2150-B	Odourless	Odourless	Odourless	Odourless	Odourless	Odourless
4	pH	...	APHA 4500-H+	7.33	7.37	7.42	7.35	7.39	7.42
5	Total Dissolved Solids,(TDS)	mg/L	APHA 2540-C	601.1	630.1	656.7	591.7	998.4	1064.8
6	Biological Oxygen Demand(BOD3d 270C)	mg/L	IS: 3025 (Part-44)	9	11.3	7.5	12.7	46	52.3
7	Chemical Oxygen Demand,(COD)	mg/L	APHA 5220-B	77	92.1	85.3	99.2	136.7	211.5
8	Calcium,(Ca)	mg/L	APHA 3500:(Ca)-B	58.6	63.3	51.6	55.7	110.8	112.6
9	Turbidity	NTU	APHA 2130-B	6.33	7.33	5.33	7.33	7.33	8.33
10	Total Hardness,(CaCO ₃)	mg/L	APHA 2340-C	219.9	230.9	202.3	211.1	343	347.4
11	Dissolved Oxygen(DO)	mg/L	APHA 4500:(O)-C	6	6.48	5.28	4.5	7.92	9.48
12	Anionic Detergent,(MBA S)	mg/L	APHA 5540-C	< 0.01	< 0.01	< 0.01	< 0.01	< 0.01	< 0.01
13	Magnesium,(Mg)	mg/L	APHA 3500:(Mg)-B	17.6	21	17.59	39.5	58.7	62.7
14	Chloride,(Cl)	mg/L	APHA 4500:(Cl)-B	58.6	63.3	51.6	55.7	72.7	78
15	Conductivity	µs/cm	APHA 2510-B	910.7	940.5	995	883.1	1536	1638.1

M/s Prompt Enterprises Pvt. Ltd.

CRCA sheets and Steel Pipes manufacturing facilities
At Village Dhatir & Dudhola, Palwal, Haryana

EIA Report – Chapter3

16	Nitrate,(NO ₃)	mg/L	APHA 4500:(N O ₃ -)-B	3.33	3.6	2.93	3.17	3.8	4.1
17	Sulphate,(SO ₄)	mg/L	APHA 4500:(SO 4)-E	84.3	91	74.2	80.1	138.2	154.3
18	Potassium,(K)	mg/L	APHA- 3120B	12.3	13.9	14.7	11.8	16.11	21.9
19	Fluoride,(F)	mg/L	APHA 4500:(F-)-D	0.24	0.22	0.24	0.29	0.28	0.39
20	Chromium,(Cr ⁺⁶)	mg/L	APHA 3500:(Cr)-B	< 0.01	< 0.01	< 0.01	< 0.01	< 0.01	< 0.01
21	Cyanide,(CN)	mg/L	APHA 4500:(C N)-D	N.D.	N.D.	N.D.	N.D.	N.D.	N.D.
22	Cadmium,(Cd)	mg/L	APHA 3120B	< 0.01	< 0.01	< 0.01	< 0.01	< 0.01	< 0.01
23	Sodium,(Na)	mg/L	APHA- 3120B	82.1	92.1	88.3	97	134.5	147.7
24	Copper,(Cu)	mg/L	APHA 3120B	< 0.01	< 0.01	< 0.01	< 0.01	< 0.01	< 0.01
25	Iron,(Fe)	mg/L	APHA- 3120B	0.18	0.15	0.21	0.25	0.49	0.67
26	Boron,(B)	mg/L	APHA 4500:(B) -C	< 0.01	< 0.01	< 0.01	< 0.01	< 0.01	< 0.01
27	Zinc,(Zn)	mg/L	APHA- 3120B	< 0.01	< 0.01	< 0.01	< 0.01	< 0.01	< 0.01
28	Manganese,(Mn)	mg/L	APHA- 3120B	< 0.01	< 0.01	< 0.01	< 0.01	< 0.01	< 0.01
29	Phenolic Compound,(C ₆ H 5OH)	mg/L	APHA 5530-C	< 0.001	< 0.001	< 0.001	< 0.001	< 0.001	< 0.001
30	Mineral Oil	mg/L	IS 3025 (Part-39)	< 0.5	< 0.5	< 0.5	< 0.5	< 0.5	< 0.5
31	Total Coliform Count	MPN/100 mL	IS 1622	> 1600	> 1600	> 1600	> 1600	> 1600	> 1600
32	Fecal Coliform (FC)	MPN/100 mL	IS 1622	> 1600	> 1600	> 1600	> 1600	> 1600	> 1600

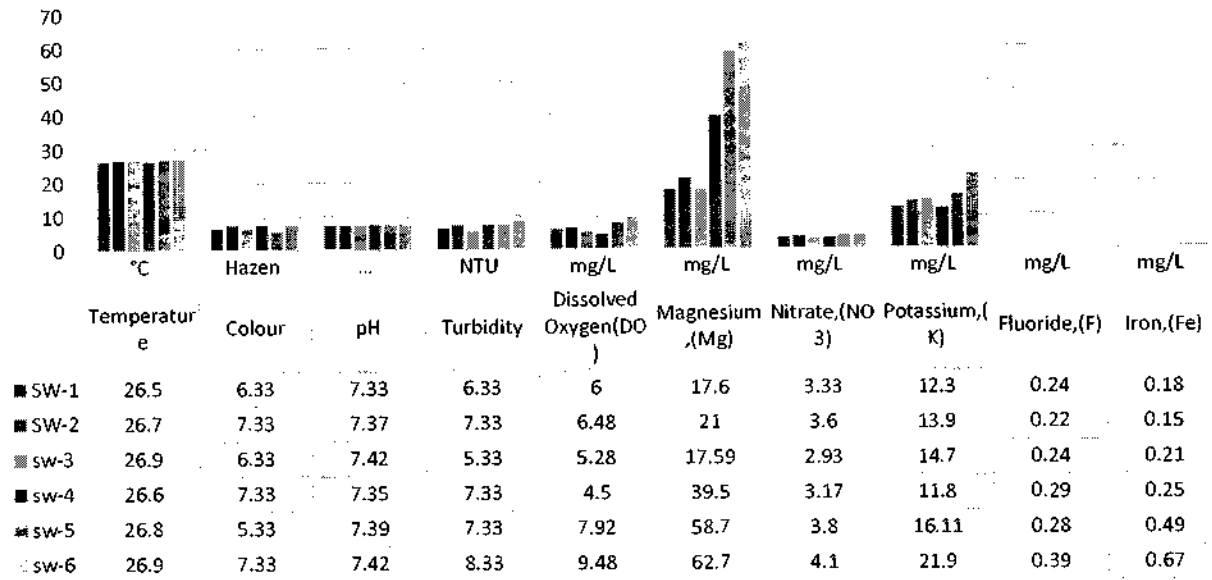
M/s Prompt Enterprises Pvt. Ltd.

115

CRCA sheets and Steel Pipes manufacturing facilities
At Village Dhatir & Dudhola, Palwal, Haryana

EIA Report – Chapter3

Surface Water Analysis Result for April 2023



Surface Water Analysis Result for the April 2023

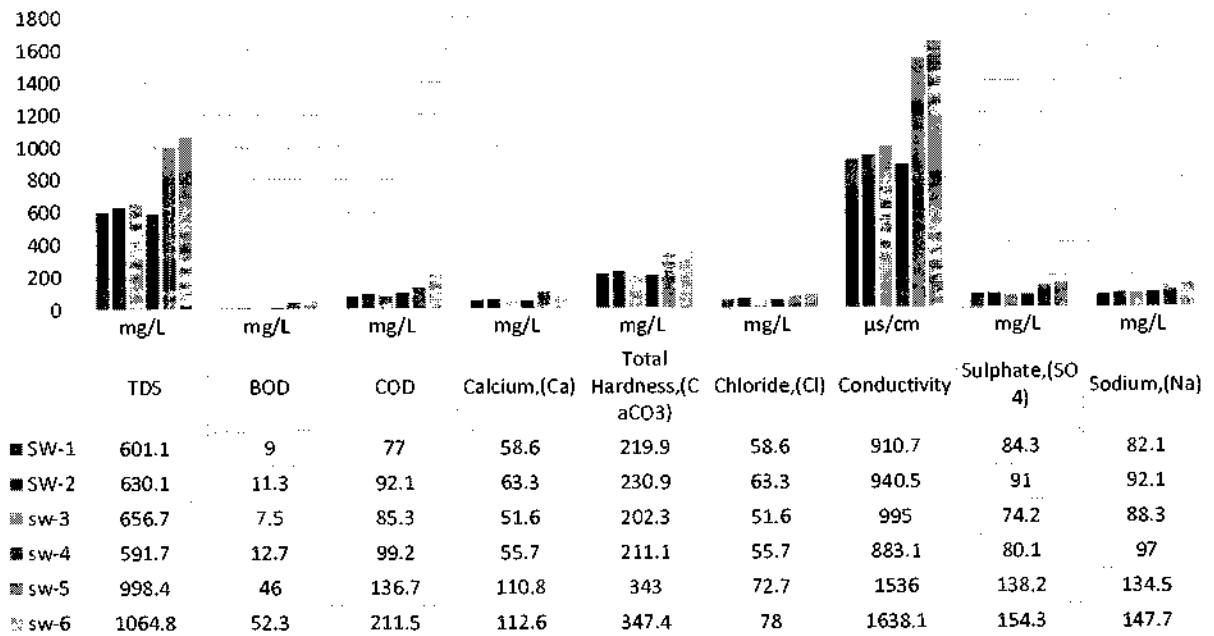


Figure 3.12 (b): Result of Surface water Quality Analysis values for the Month of April 2023

CRCA sheets and Steel Pipes manufacturing facilities
At Village Dhatir & Dudhola, Pabwal, Haryana

EIA Report – Chapter3

Table 3.9 (c): Result of Surface water Quality Analysis values for the Month of May 2023

S. No.	Test Method	Unit	Test Parameter	SW-1	SW-2	SW-3	SW-4	SW-5	SW-6
1	Temperature	°C	APHA 2550-B	26.2	26.3	26.5	26.2	26.4	26.5
2	Colour	Hazen	APHA 2120-B	6.23	7.23	6.23	7.23	5.23	7.23
3	Odour	...	APHA 2150-B	Odourless	Odourless	Odourless	Odourless	Odourless	Odourless
4	pH	...	APHA 4500-H+	7.23	7.27	7.32	7.25	7.29	7.32
5	Total Dissolved Solids,(TDS)	mg/L	APHA 2540-C	592.9	621.6	596.6	583.6	984.9	1050.4
6	Biological Oxygen Demand(BOD3d 270C)	mg/L	IS: 3025 (Part-44)	8.9	11.1	7.4	12.5	45.4	51.6
7	Chemical Oxygen Demand,(COD)	mg/L	APHA 5220-B	75.9	90.9	84.2	97.9	134.9	208.6
8	Calcium,(Ca)	mg/L	APHA 3500:(Ca)-B	57.8	62.5	50.9	54.9	109.3	111.1
9	Turbidity	NTU	APHA 2130-B	6.23	7.23	5.23	7.23	7.23	8.23
10	Total Hardness,(CaCO ₃)	mg/L	APHA 2340-C	216.9	227.7	199.5	208.2	338.4	342.7
11	Dissolved Oxygen(DO)	mg/L	APHA 4500:(O)-C	6	6.48	5.28	4.5	7.92	9.48
12	Anionic Detergent,(MBS)	mg/L	APHA 5540-C	< 0.01	< 0.01	< 0.01	< 0.01	< 0.01	< 0.01
13	Magnesium,(Mg)	mg/L	APHA 3500:(Mg)-B	17.4	20.8	17.35	39	57.9	61.8
14	Chloride,(Cl)	mg/L	APHA 4500:(Cl)-B	57.8	62.5	50.9	54.9	71.7	76.9
15	Conductivity	µs/cm	APHA 2510-B	898.3	927.7	903.9	871.1	1515.2	1616
16	Nitrate,(NO ₃)	mg/L	APHA 4500:(NO ₃)-B	3.29	3.55	2.89	3.12	3.75	4.04

M/s Prompt Enterprises Pvt. Ltd.

117

*CRCA sheets and Steel Pipes manufacturing facilities
At Village Dhatir & Dudhola, Palwal, Haryana*

EIA Report – Chapter3

17	Sulphate,(SO ₄)	mg/L	APHA 4500:(SO 4)-E	83.1	89.8	73.2	79	136.4	152.2
18	Potassium,(K)	mg/L	APHA- 3120B	12.1	13.7	14.5	11.6	15.89	21.6
19	Fluoride,(F)	mg/L	APHA 4500:(F-)-D	0.24	0.22	0.24	0.29	0.28	0.39
20	Chromium,(Cr+6)	mg/L	APHA 3500:(Cr)-B	< 0.01	< 0.01	< 0.01	< 0.01	< 0.01	< 0.01
21	Cyanide,(CN)	mg/L	APHA 4500:(C N)-D	N.D.	N.D.	N.D.	N.D.	N.D.	N.D.
22	Cadmium,(Cd)	mg/L	APHA 3120B	< 0.01	< 0.01	< 0.01	< 0.01	< 0.01	< 0.01
23	Sodium,(Na)	mg/L	APHA- 3120B	81	90.9	87.1	95.7	132.7	145.7
24	Copper,(Cu)	mg/L	APHA 3120B	< 0.01	< 0.01	< 0.01	< 0.01	< 0.01	< 0.01
25	Iron,(Fe)	mg/L	APHA- 3120B	0.18	0.15	0.21	0.25	0.49	0.67
26	Boron,(B)	mg/L	APHA 4500:(B) -C	< 0.01	< 0.01	< 0.01	< 0.01	< 0.01	< 0.01
27	Zinc,(Zn)	mg/L	APHA- 3120B	< 0.01	< 0.01	< 0.01	< 0.01	< 0.01	< 0.01
28	Manganese,(Mn)	mg/L	APHA- 3120B	< 0.01	< 0.01	< 0.01	< 0.01	< 0.01	< 0.01
29	Phenolic Compound,(C ₆ H 5OH)	mg/L	APHA 5530-C	< 0.001	< 0.001	< 0.001	< 0.001	< 0.001	< 0.001
30	Mineral Oil	mg/L	IS 3025 (Part-39)	< 0.5	< 0.5	< 0.5	< 0.5	< 0.5	< 0.5
31	Total Coliform Count	MPN/100 mL	IS 1622	> 1600	> 1600	> 1600	> 1600	> 1600	> 1600
32	Fecal Coliform (FC)	MPN/100 mL	IS 1622	> 1600	> 1600	> 1600	> 1600	> 1600	> 1600

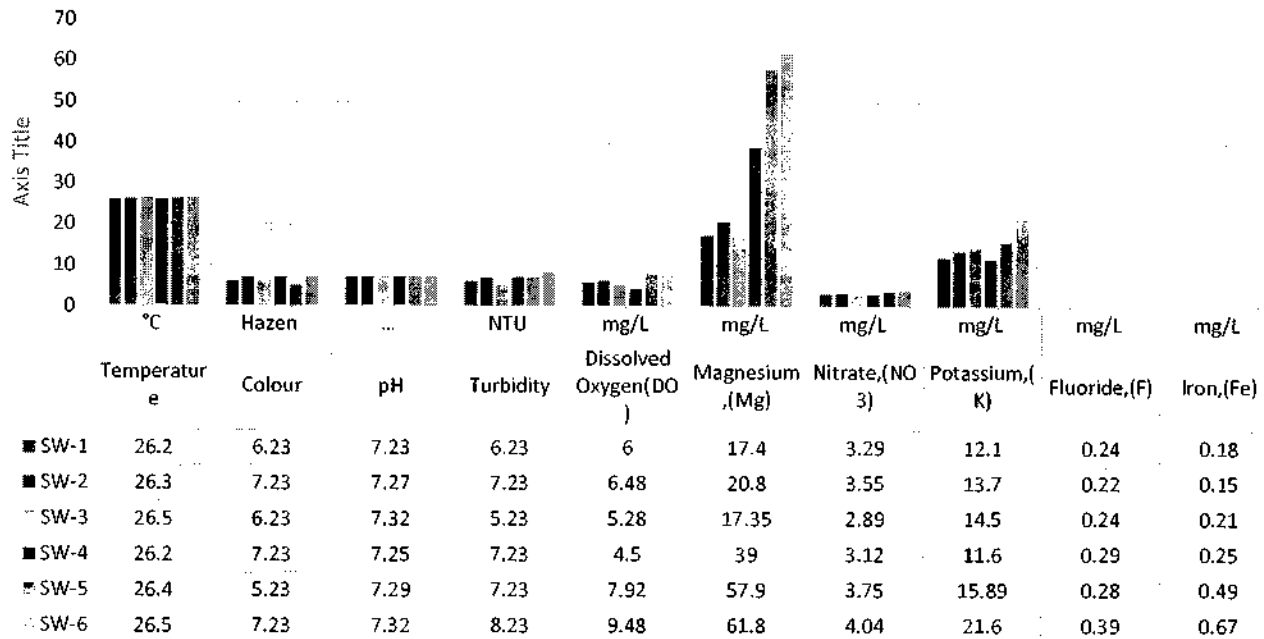
M/s Prompt Enterprises Pvt. Ltd.

118

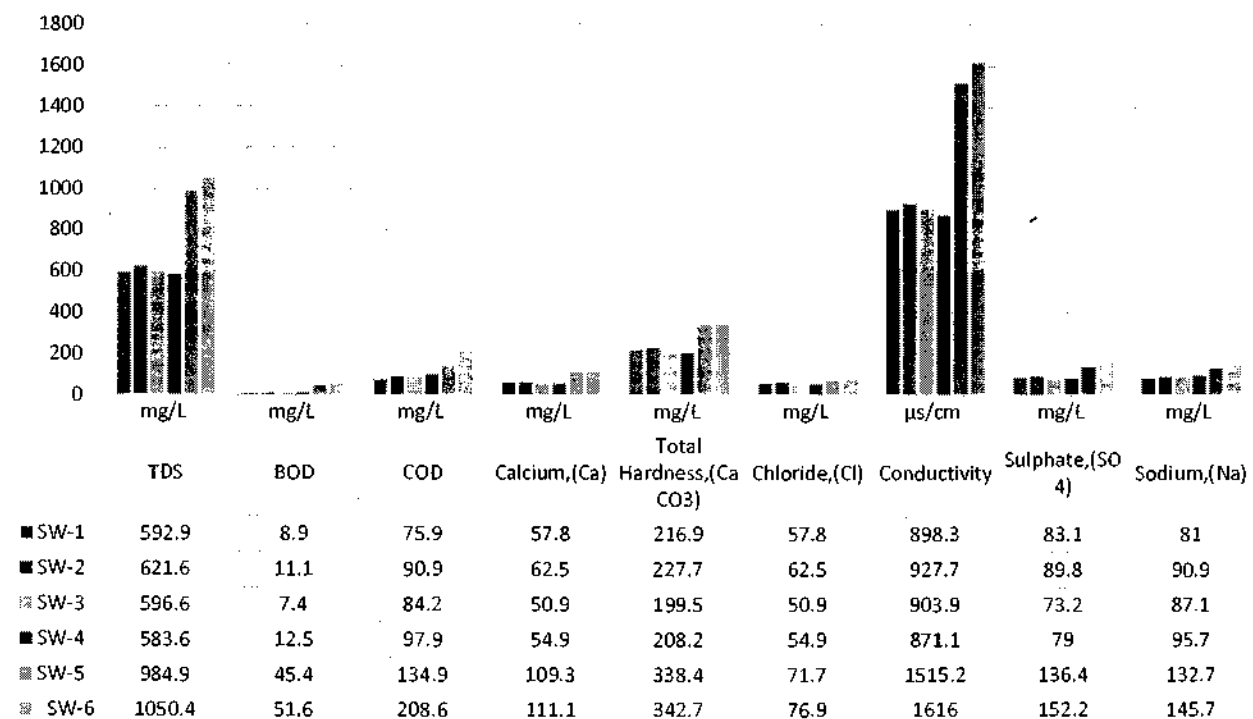
CRCA sheets and Steel Pipes manufacturing facilities
At Village Dhatir & Dudhola, Palwal, Haryana

EIA Report – Chapter3

Surface Water Analysis Result for May 2023



Surface Water Analysis Result for May 2023



M/s Prompt Enterprises Pvt. Ltd.

**Figure 3.12 (c) Result of Surface water Quality Analysis values for the Month of May 2023
Result of Surface Water Analysis**

The comparative results obtained for surface water quality of the collected surface water samples are given in the **Table 3.9(a), (b) & (c)** and **Figure 3.12 (a), (b) & (c)**, respectively below.

- The total dissolved solids were observed in the range 587.7 to 1057.6 mg/l
- The total hardness, as CaCO₃ was observed in the range of 200.9 to 345.1 mg/l.
- The concentration of chloride was observed in the range 51.3 to 77.5 mg/l.
- The concentrations of Sulphate were observed in the range 73.7 to 153.2 mg/l
- The concentrations of nitrate were observed in the range 2.9 to 4.1 mg/l.

The above parameters indicate that the surface water of the study area falls under class-D (Propagation of Wild life and Fisheries) as per CPCB water Quality criteria. Except for the BOD parameter the Water class of the study area will fall in class-C (Drinking water source after conventional treatment and disinfection).

3.6 Topography

3.6.1 Slope Analysis

The project area possesses slightly undulating terrain. The Contour plan of the project site and Contour Map of 10 Km of project is shown in the **Figure 3.13 (a) and (b)**, and also attached as *Annexure VIII (a) & (b)*, respectively. The highest contour level at project site is 197 m AMSL & the lowest contour level at project site is 191 m AMSL. Difference between the highest & lowest level is 6 m.

Erosion/ Subsidence

There is no vulnerability of subsidence as the terrain is plain land and adequate green belt is provided to prevent any chances of erosion/subsidence during rains.

CRCA sheets and Steel Pipes manufacturing facilities
At Village Dhatir & Dudhola, Palwal, Haryana

EIA Report – Chapter 3

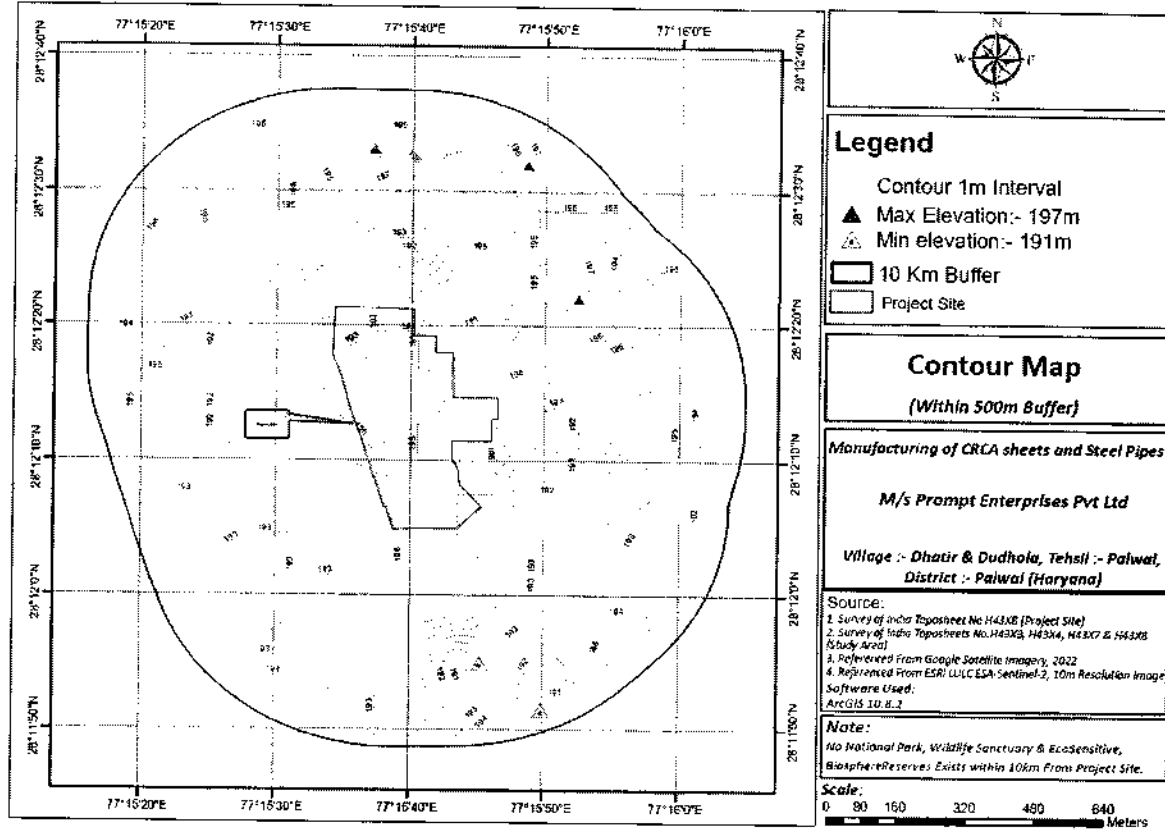


Figure 3.13 (a): Contour Map of Project Site

M/s Prompt Enterprises Pvt. Ltd.

*CRCA sheets and Steel Pipes manufacturing facilities
At Village Dhatir & Dudhola, Palwal, Haryana*

ELA Report – Chapter3

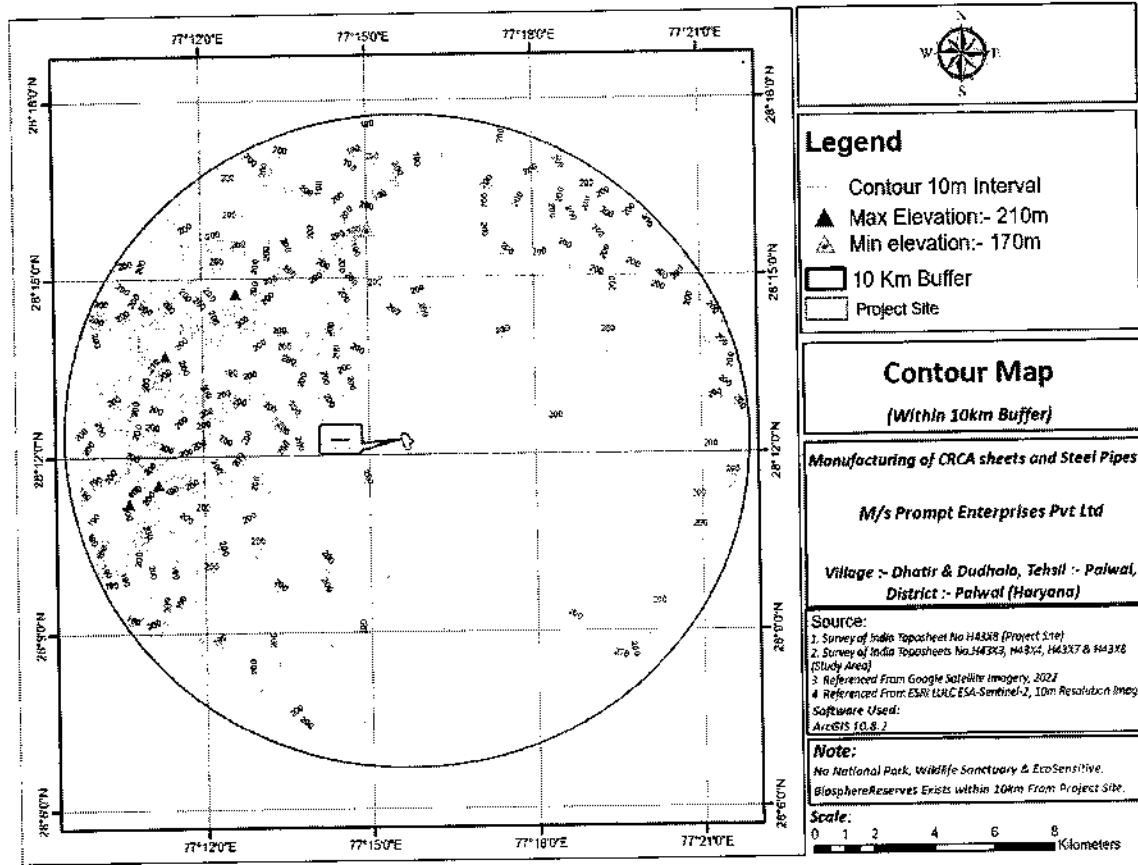


Figure 3.13 (b): Contour Map of the Study Area

3.7 Land environment

Land is an important component of the life support system. Degradations of land due to industrialization, urbanization and population growth is a matter of concern. Therefore, it is necessary to establish the similar existing land use pattern to optimize the land use as well as minimize degradation due to the upcoming developmental activities. Also it is necessary to the landform of the project site and the quality of the soil as soil erosion further deteriorates the quality of the land.

Land use—description

The landuse / land cover of the project site were done to identify the landuse pattern and land cover pattern of the study area. The study of land use in the area enables one to know about the land that can be used for various development activities envisaged in post project scenario. It also enables to envisage

the scenario emerging due to the increase in demand for land with increase in population and the impacts arising due to the interface with the various project activities.

Methodology

The landuse / land cover pattern has been established based on the analysis of the data received from satellite imagery by making landuse/land cover map with the help of GIS technique. References have been taken from Survey of India toposheets . Landuse study was done within 10 km radius area with limited ground truth verifications. Ground and ancillary information have been used to identify the sensitive places within 10 km radius of the project.

Land Use Pattern Classification and description

The classification of landuse / landcover pattern of the study area is mainly dominated by the types - agricultural land, settlements, Tree and forest area, Rangeland and water bodies. The agricultural land covers the majority of the land which is about 27.85% of the study area. Settlements cover about 38.10% of the total land within 10 km radius. The land use data are presented in **Table 3.10**. The landuse /landcover map is presented in **Figure 3.14 (a)** and also attached as *Annexure-XIII*. The pie chart showing landuse patter is presented in **Figure 3.14 (b)**.

CRCA sheets and Steel Pipes manufacturing facilities
At Village Dhatir & Dudhola, Patwal, Haryana

EIA Report – Chapter 3

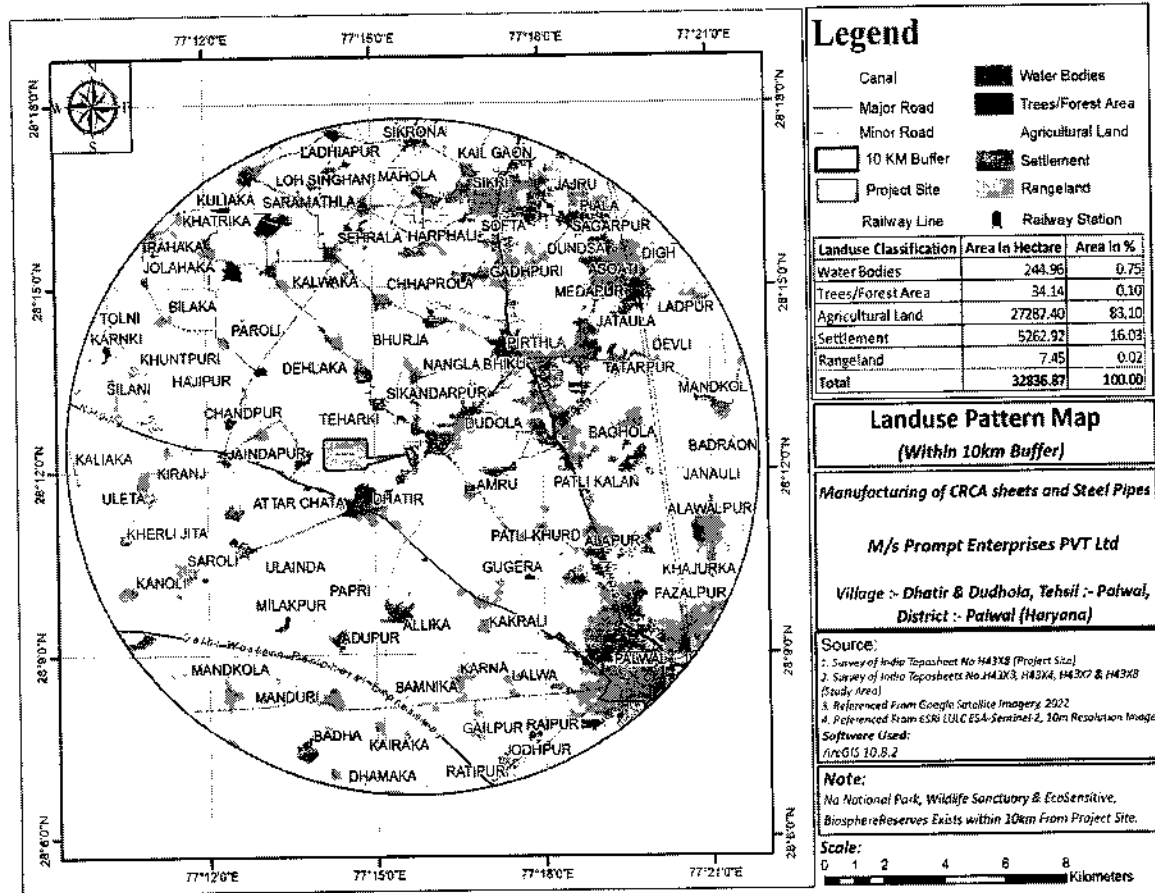


Figure 3.14 (a): Land use land cover Map of the Study Area

Table 3.10: Description of Land Use

Landuse Classification	Area In Hectare	Area in %
Water Bodies	244.96	0.75
Trees/Forest Area	34.14	0.10
Agricultural Land	27287.40	83.10
Settlement	5262.92	16.03
Rangeland	7.45	0.02
Total	32836.87	100.00

CRCA sheets and Steel Pipes manufacturing facilities
At Village Dhatir & Dudhola, Palwal, Haryana

EIA Report – Chapter3

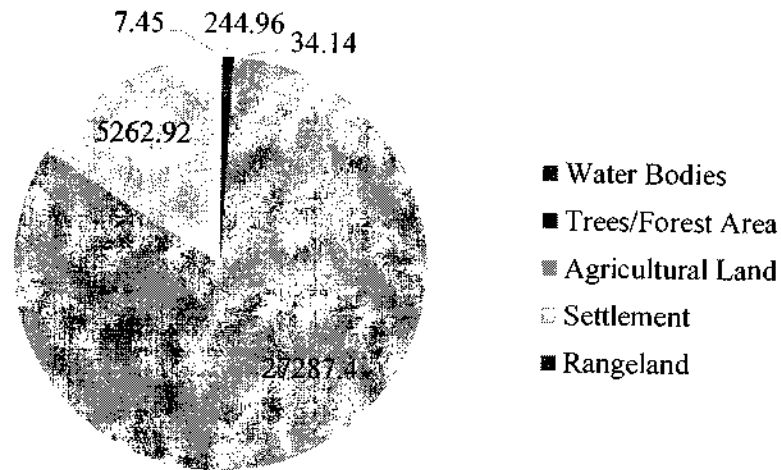


Figure 3.14 (b): Pie Chart Showing Landuse Pattern (values are in Hectare)

Description of Land use: -

1. **Agriculture Land** covers a geographical area 27287.4 ha (83.10 %) this land primarily used for farming and for production of food, fiber and other commercial and horticultural crops.
2. **Settlement** covers a geographical area 5262.92 ha (16.03%) this land primarily used for Rural and Urban settlement, it is an area of human habitation developed due to non-agricultural use and that has a cover of buildings, transport and communication, utilities in association with that.
3. **Tree/Forest Area** covers a geographical area of 34.14 ha (0.10%) in the study area.
4. **Rangeland** covers a geographical area of 7.45 ha (0.02%).
5. **Waterbodies** covers a geographical area 244.96 ha (0.75%) in the study area.

3.7.1 Soil Characteristics

The composite soil samples were collected from site and the study area once in a season as per CPCB guidelines and were analyzed for characterization. The Frequency and Methodology for Soil Sampling & Monitoring is presented in **Table 3.11**.

Methodology

The soil samples were collected in the month of March- May, 2023 from 7 locations as given in **Table 3.12**. At each of these locations 3 sub-locations were identified randomly from where soil was collected from 30 cm below the surface. The final 7 samples represent homogenously mixed soil from these 3 sub-

M/s Prompt Enterprises Pvt. Ltd.

locations for each location. The samples were filled in polythene bags, labeled in the field with number and site name and sent to laboratory for analysis. Map showing Soil Sampling locations is shown in **Figure 3.15** and also attached as *Annexure-XI (d)*. Photographs of soil monitoring for March, April and May 2023 is presented in **Figure 3.16 (a), (b) & (c)**, respectively. Results of the Physico-Chemical Properties analysis of Soil is shown in the **Table 3.13(a), (b) & (c)** and in **Figure 3.17(a), (b) & (c)**, respectively.

Table 3.11: Frequency and Methodology for Soil Sampling & Monitoring

Particulars	Details
Frequency	One *grab sample from each station– trice during the Study Period
Methodology	Composite grab samples of the topsoil were collected from 3 depths, and mixed to provide a representative sample for analysis. They were stored in airtight Polythene Bags and analyzed at the laboratory. (As per BIS specifications)

**Grab sample- a single sample or measurement taken at a specific time or over as a short period as feasible*

Table 3.12: Soil Quality Monitoring Locations

S. No.	Particulars	Distance (KM)	Direction	Land use /	Latitude	Longitude
				Land cover		
SQ1	Project site	0	0	Industrial Area	28°12'9.69"N	77°15'40.39"E
SQ2	Shri Vishwakarma Skill University	2.4	ESE	Silent Area	28°11'55.53"N	77°17'13.80"E
SQ3	B M Model School Dudhola, Palwal	0.57	NE	Silent Area	28°12'32.17"N	77°15'56.84"E
SQ4	B P Mushroom Farm, Dhatir	1.04	W	Silent Area	28°12'22.87"N	77°14'56.03"E
SQ5	Shiv Ram Mandir	2.1	NNW	Silent Area	28°13'22.72"N	77°14'57.25"E
SQ6	MS Hospital Dhatir	1.99	SW	Residential Area	28°11'22.59"N	77°14'43.21"E
SQ7	Bharat Public School, Dudhola	1.6	SE	Residential Area	28°11'39.89"N	77°16'37.86"E

CRCA sheets and Steel Pipes manufacturing facilities
At Village Dhatir & Dudhola, Palwal, Haryana

EIA Report – Chapter 3

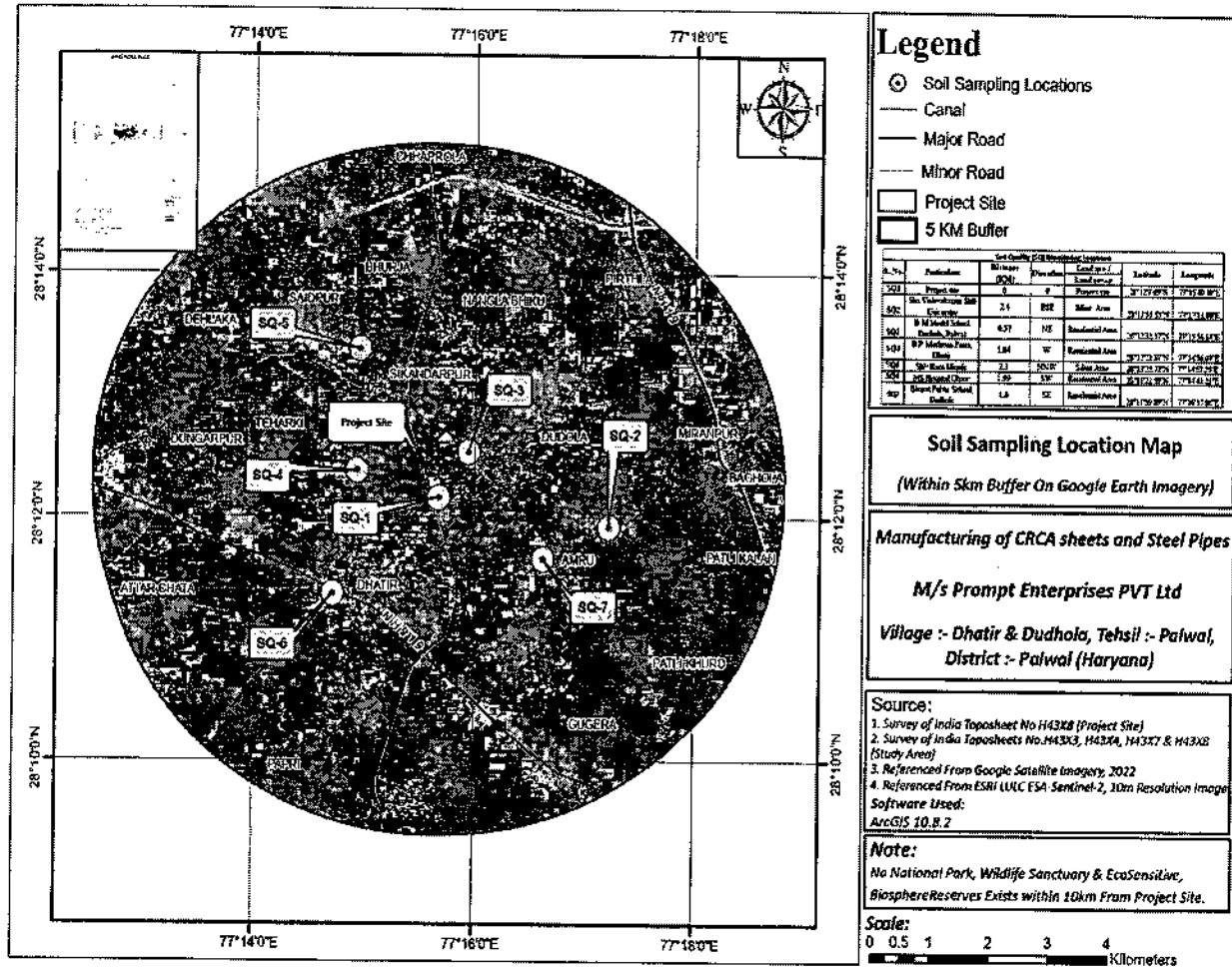


Figure 3.15: Soil Quality Monitoring Location

CRCA sheets and Steel Pipes manufacturing facilities
At Village Dhatir & Dudhola, Palwal, Haryana

ELA Report – Chapter 3



Figure 3.16 (a): Photographs of the Soil Sampling (March, 2023)

CRCA sheets and Steel Pipes manufacturing facilities
At Village Dhatir & Dudhola, Palwal, Haryana

EIA Report – Chapter3



SQ-1



SQ-2



SQ-3



SQ-4



SQ-5



SQ-6



SQ-7

M/s Prompt Enterprises Pvt. Ltd.

CRCA sheets and Steel Pipes manufacturing facilities
At Village Dhatir & Dudhola, Palwal, Haryana

EIA Report – Chapter3

Figure 3.16 (b): Photographs of the Soil Sampling (April, 2023)



CRCA sheets and Steel Pipes manufacturing facilities
At Village Dhatir & Dudhola, Palwal, Haryana

EIA Report – Chapter3

Figure 3.16 (c): Photographs of the Soil Sampling (May, 2023)

Table 3.13 (a): Physico-Chemical Properties of Soil samples (March 2023)

S. No.	Test Parameter	Unit	Test Method	SQ-1	SQ-2	SQ-3	SQ-4	SQ-5	SQ-6	SQ-7
1	Texture	...	IS 2720 (Part-4)	Sandy Clay Loam	Sandy Clay Loam	Sandy Clay Loam	Sandy Clay Loam	Sandy Clay Loam	Sandy Clay Loam	Sandy Clay Loam
2	Sand	%	IS 2720 (Part-4)	51.3	53.4	49.8	49.8	52.3	49.8	54.9
3	Silt	%	IS 2720 (Part-4)	22	20.6	24.2	27.1	24.1	27.2	19.9
4	Clay	%	IS 2720 (Part-4)	26.7	26	26	23.1	23.6	23	25.2
5	Electrical Conductivity	µs/cm	IS 14767	19.2	20.8	20.2	22.1	22.7	20.8	23.6
6	pH	...	IS 2720 (Part-26)	7.24	7.29	7.22	7.27	7.23	7.28	7.31
7	Bulk Density	g/cm ³	IS 2386 (Part-4)	1.16	1.11	1.09	1.2	1.03	1.2	1.17
8	Water Holding Capacity	%	IS 2720 (Part-2)	17.2	14.8	15.5	14	13.2	21.3	19.2
9	Sodium,(Na)	mg/kg	USEPA-3050A	80	77.4	78.8	82.2	82.8	89.5	84.2
10	Potassium (K)	mg/kg	USEPA-3050A	181	157.6	148.9	168.7	169.5	191.5	153.1
11	Total Nitrogen (N)	mg/kg	ETS/STP/SOIL-15	4.34	5.83	2.89	4.36	3.62	5.82	5.12
12	Chloride,(Cl)	mg/kg	BS 1377 -3	217.2	211.4	259.9	349	282	225.7	358.2
13	Magnesium, (Mg)	mg/kg	ETS/STP/SOIL-08	108.6	80.2	73.6	74.9	86.8	89.5	84.8
14	Organic Matter,(OM)	%	S 2720 (Part-22)	0.65	0.8	0.58	0.51	0.6	0.67	0.72
15	Aluminium, (Al)	mg/kg	USEPA-3050A	0.36	0.4	0.37	0.38	0.39	0.42	0.33
16	Cadmium, (Cd)	mg/kg	USEPA-3050A	0.45	0.5	0.45	0.46	0.45	0.5	0.45
17	Chromium, (Cr)	mg/kg	USEPA-3050A	0.29	0.33	0.31	0.51	0.3	0.34	0.32
18	Copper,(Cu)	mg/kg	USEPA-3050A	1.45	1.56	1.65	1.48	1.51	1.63	1.72
19	Iron,(Fe)	mg/kg	USEPA-3050A	126.7	144.4	136.8	129.2	131.8	150.2	142.3
20	Manganese, (Mn)	mg/kg	USEPA-3050A	0.29	0.31	0.36	0.54	0.34	0.37	0.38
21	Lead,(Pb)	mg/kg	USEPA-3050A	1.52	2.11	1.3	1.53	1.3	1.53	1.54
22	Zinc,(Zn)	mg/kg	USEPA-3050A	1.67	1.7	1.82	1.75	1.88	1.73	2
23	Nickel,(Ni)	mg/kg	USEPA-3050A	73.8	81.6	102.5	110.5	73.7	96.1	93.7
24	Calcium,(Ca)	mg/kg	S 2720 (Part-23)	202.7	240.6	158.8	218.1	209.7	218.4	219.3

M/s Prompt Enterprises Pvt. Ltd.

CRCA sheets and Steel Pipes manufacturing facilities
At Village Dhatir & Dudhola, Palwal, Haryana

EIA Report – Chapter 3

25	Phosphorus (PO4)	mg/kg	ETS/STP/SOIL-19	37.6	52	39.9	46.7	43.3	64.9	49.9
----	------------------	-------	-----------------	------	----	------	------	------	------	------

Soil Quality Analysis For March 2023

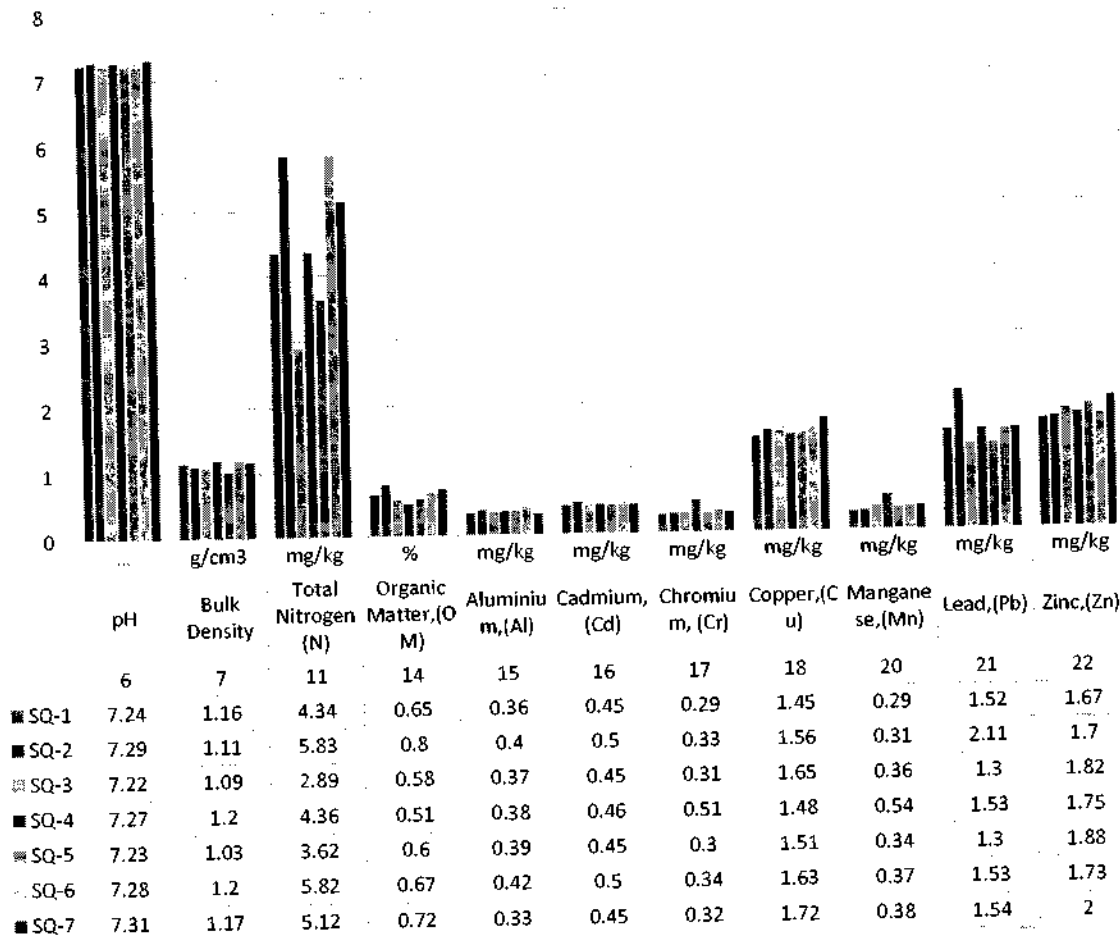


Figure 3.17 (a): Results of Soil Quality Analysis for the month of March 2023 (Part a)

CRCA sheets and Steel Pipes manufacturing facilities
At Village Dhatir & Dudhola, Palwal, Haryana

EIA Report – Chapter 3

Soil Quality Analysis For March 2023

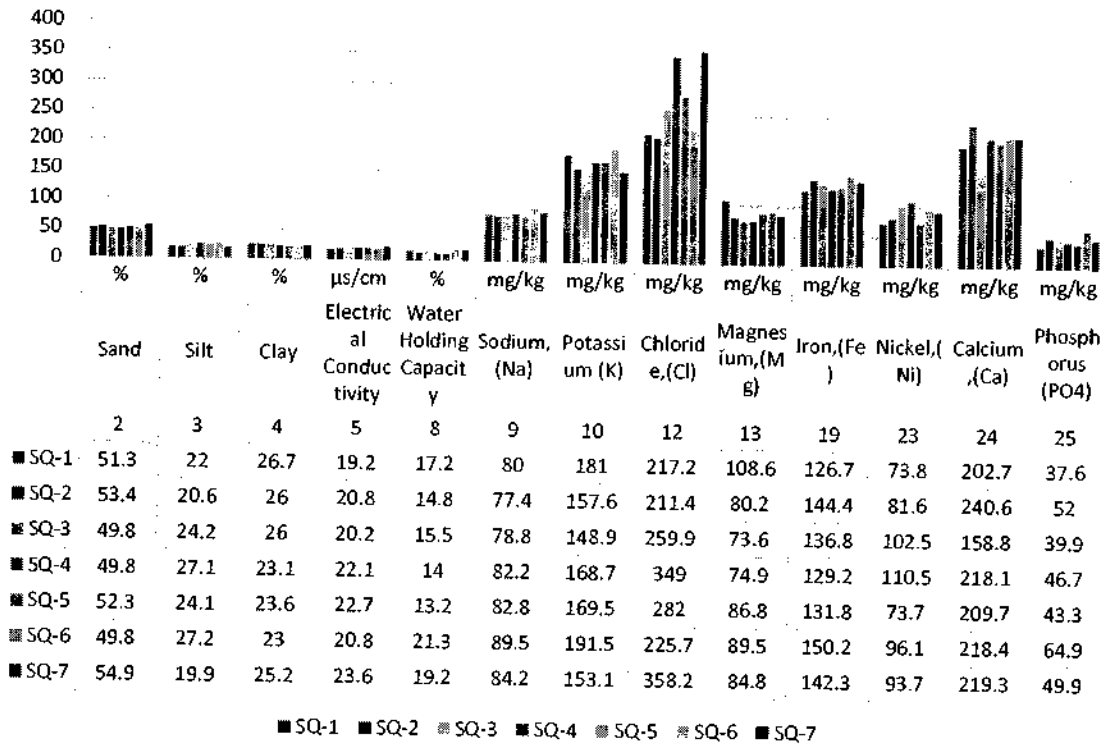


Figure 3.17 (a): Results of Soil Quality Analysis for the month of March 2023 (Part b)

Table 3.13(b): Physico-Chemical Properties of Soil samples (April 2023)

S. No.	Test Parameter	Unit	Test Method	SQ-1	SQ-2	SQ-3	SQ-4	SQ-5	SQ-6	SQ-7
1	Texture	...	IS 2720 (Part-4)	Sandy Clay Loam	Sandy Clay Loam	Sandy Clay Loam	Sandy Clay Loam	Sandy Clay Loam	Sandy Clay Loam	Sandy Clay Loam
2	Sand	%	IS 2720 (Part-4)	52.5	52.5	54.6	51	50.9	50.9	56.2
3	Silt	%	IS 2720 (Part-4)	20.2	20.2	18.8	23	25.4	26.1	18.1
4	Clay	%	IS 2720 (Part-4)	27.3	27.3	26.6	26	23.7	23	25.8
5	Electrical Conductivity	µs/cm	IS 14767	19.7	19.7	21.2	20.6	22.6	21.2	24.2
6	pH	...	S 2720 (Part-26)	7.28	7.28	7.33	7.26	7.31	7.32	7.35
7	Bulk Density	g/cm ³	S 2386 (Part-4)	1.16	1.16	1.12	1.09	1.21	1.2	1.18
8	Water Holding Capacity	%	IS 2720 (Part-2)	17.3	17.3	14.9	15.6	14.1	21.4	19.3

M/s Prompt Enterprises Pvt. Ltd.

*CRCA sheets and Steel Pipes manufacturing facilities
At Village Dhatir & Dudhola, Palwal, Haryana*

EIA Report – Chapter3

9	Sodium,(Na)	mg/kg	USEPA-3050A	80.4	80.4	77.8	79.3	82.6	90	84.7
10	Potassium (K)	mg/kg	USEPA-3050A	182	182	158.5	149.8	169.6	192.5	154
11	Total Nitrogen (N)	mg/kg	ETS/STP/SOIL-15	4.37	4.37	5.86	2.9	4.39	5.86	5.15
12	Chloride,(Cl)	mg/kg	BS 1377 -3	218.4	218.4	212.6	261.4	350.9	226.9	360.2
13	Magnesium, (Mg)	mg/kg	ETS/STP/SOIL-08	109.2	109.2	80.6	74.1	75.3	90	85.3
14	Organic Matter,(OM)	%	S 2720 (Part-22)	0.66	0.66	0.81	0.58	0.51	0.67	0.72
15	Aluminium, (Al)	mg/kg	USEPA-3050A	0.36	0.36	0.4	0.37	0.38	0.42	0.33
16	Cadmium, (Cd)	mg/kg	USEPA-3050A	0.45	0.45	0.5	0.45	0.46	0.5	0.45
17	Chromium, (Cr)	mg/kg	USEPA-3050A	0.29	0.29	0.33	0.31	0.51	0.34	0.32
18	Copper,(Cu)	mg/kg	USEPA-3050A	1.46	1.46	1.57	1.66	1.49	1.64	1.73
19	Iron,(Fe)	mg/kg	USEPA-3050A	127.4	127.4	145.2	137.6	129.9	151	143.1
20	Manganese, (Mn)	mg/kg	USEPA-3050A	0.29	0.29	0.31	0.36	0.54	0.37	0.38
21	Lead,(Pb)	mg/kg	USEPA-3050A	1.53	1.53	2.13	1.31	1.54	1.54	1.54
22	Zinc,(Zn)	mg/kg	USEPA-3050A	1.67	1.67	1.71	1.83	1.76	1.74	2.01
23	Nickel,(Ni)	mg/kg	USEPA-3050A	74.3	74.3	82.1	103.1	111.1	96.6	94.2
24	Calcium,(Ca)	mg/kg	S 2720 (Part-23)	203.8	203.8	241.9	159.7	219.3	219.6	220.5
25	Phosphorus (PO4)	mg/kg	ETS/STP/SOIL-19	37.9	37.9	52.2	40.1	46.9	65.3	50.2

M/s Prompt Enterprises Pvt. Ltd.

134

CRCA sheets and Steel Pipes manufacturing facilities
At Village Dhatir & Dudhola, Palwal, Haryana

EIA Report – Chapter 3

Soil Quality Analysis For April 2023

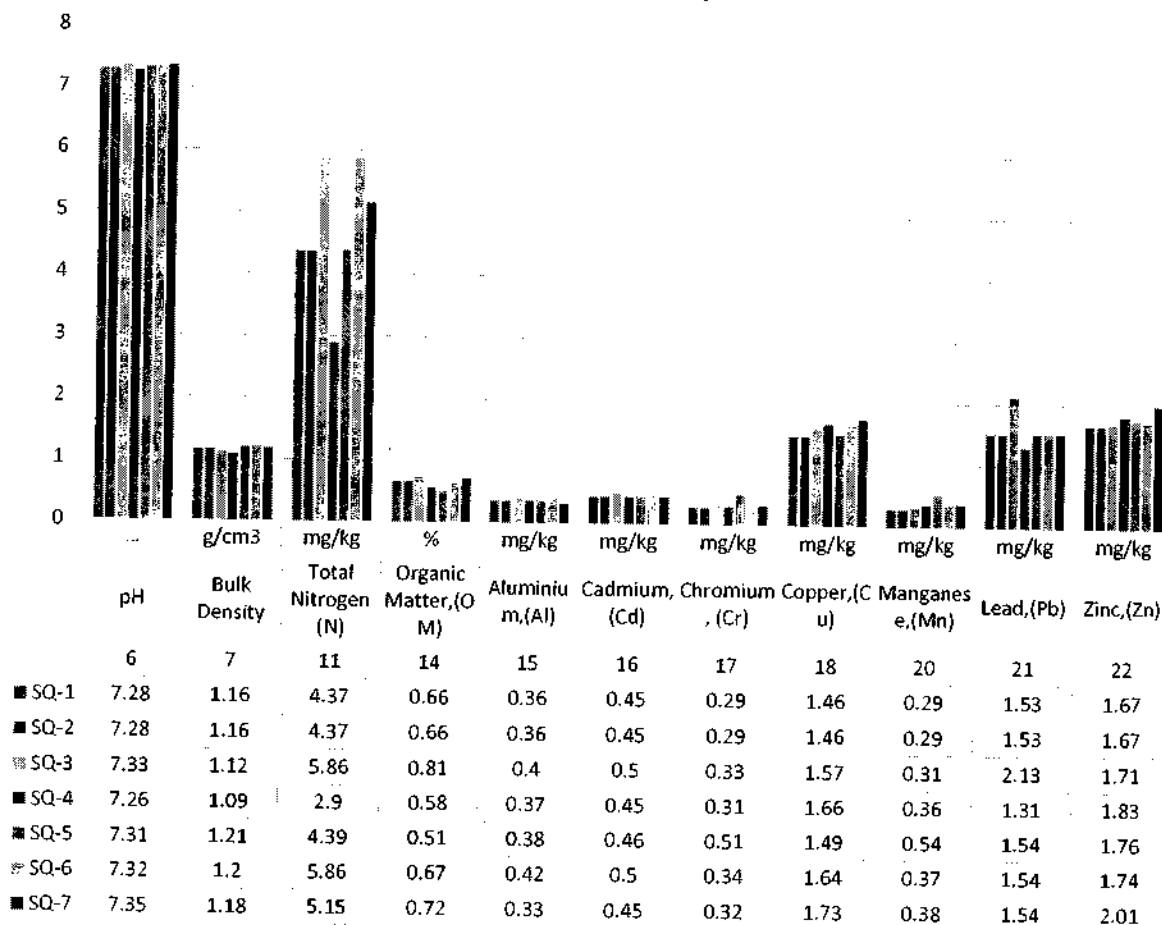


Figure 3.17 (b): Results of Soil Quality Analysis for the month of April 2023 (Part a)

CRCA sheets and Steel Pipes manufacturing facilities
At Village Dhatir & Dudhola, Palwal, Haryana

EIA Report – Chapter 3

Soil Quality Analysis For April 2023

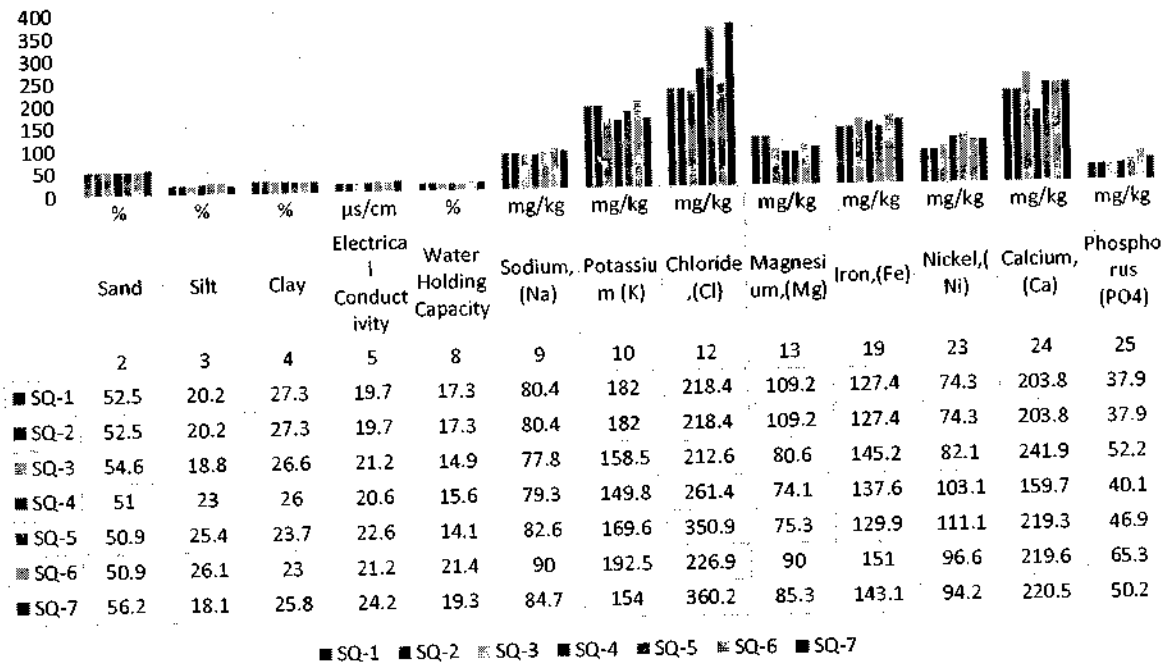


Figure 3.17 (b): Results of Soil Quality Analysis for the month of April 2023 (Part b)

Table 3.13 (c): Physico-Chemical Properties of Soil samples (May 2023)

S. No.	Test Parameter	Unit	Test Method	SQ-1	SQ-2	SQ-3	SQ-4	SQ-5	SQ-6	SQ-7
1	Texture	...	IS 2720 (Part-4)	Sandy Clay Loam	Sandy Clay Loam	Sandy Clay Loam	Sandy Clay Loam	Sandy Clay Loam	Sandy Clay Loam	Sandy Clay Loam
2	Sand	%	IS 2720 (Part-4)	52.7	54.8	51.2	51.1	53.8	51.1	56.4
3	Silt	%	IS 2720 (Part-4)	19.9	18.5	22.8	25.1	22	25.9	17.7
4	Clay	%	IS 2720 (Part-4)	27.4	26.7	26	23.8	24.2	23	25.9
5	Electrical Conductivity	µs/cm	IS 14767	19.7	21.3	20.7	22.7	23.3	21.3	24.3
6	pH	...	IS 2720 (Part-26)	7.22	7.27	7.2	7.25	7.21	7.26	7.29
7	Bulk Density	g/cm ³	IS 2386 (Part-4)	1.16	1.11	1.08	1.2	1.03	1.19	1.17
8	Water Holding Capacity	%	IS 2720 (Part-2)	17.2	14.8	15.5	14	13.2	21.3	19.2
9	Sodium, (Na)	mg/kg	USEPA-3050A	79.8	77.2	78.6	81.9	82.6	89.3	84
10	Potassium (K)	mg/kg	USEPA-3050A	180.5	157.2	148.5	168.2	169.1	190.9	152.7

M/s Prompt Enterprises Pvt. Ltd.

CRCA sheets and Steel Pipes manufacturing facilities
At Village Dhatir & Dudhola, Palwal, Haryana

EIA Report – Chapter3

11	Total Nitrogen (N)	mg/kg	ETS/STP/SOIL-15	4.33	5.82	2.88	4.35	3.61	5.81	5.1
12	Chloride,(Cl)	mg/kg	BS 1377 -3	433.2	450.7	403.2	420.5	425.4	370.3	430.1
13	Magnesium, (Mg)	mg/kg	ETS/STP/SOIL-08	108.3	80	73.4	74.7	86.5	89.3	84.6
14	Organic Matter,(OM)	%	IS 2720 (Part-22)	0.65	0.8	0.58	0.51	0.6	0.67	0.71
15	Aluminium, (Al)	mg/kg	USEPA-3050A	0.36	0.4	0.37	0.38	0.39	0.42	0.33
16	Cadmium, (Cd)	mg/kg	USEPA-3050A	0.45	0.49	0.45	0.46	0.45	0.49	0.44
17	Chromium, (Cr)	mg/kg	USEPA-3050A	0.29	0.33	0.31	0.51	0.3	0.34	0.32
18	Copper,(Cu)	mg/kg	USEPA-3050A	1.44	1.56	1.65	1.47	1.5	1.62	1.71
19	Iron,(Fe)	mg/kg	USEPA-3050A	126.4	144	136.5	128.9	131.4	149.8	141.9
20	Manganese, (Mn)	mg/kg	USEPA-3050A	0.29	0.31	0.36	0.53	0.34	0.37	0.38
21	Lead,(Pb)	mg/kg	USEPA-3050A	1.52	2.11	1.3	1.52	1.3	1.52	1.53
22	Zinc,(Zn)	mg/kg	USEPA-3050A	1.66	1.69	1.81	1.74	1.88	1.73	1.99
23	Nickel,(Ni)	mg/kg	USEPA-3050A	88.1	81.4	102.2	110.2	73.5	95.8	93.5
24	Calcium,(Ca)	mg/kg	IS 2720 (Part-23)	505.4	662.1	581.2	571.1	525.6	668.7	604.5
25	Phosphorus (PO4)	mg/kg	ETS/STP/SOIL-19	37.5	51.8	39.8	46.6	43.2	64.8	49.7

M/s Prompt Enterprises Pvt. Ltd.

137

Soil Quality Analysis For May 2023

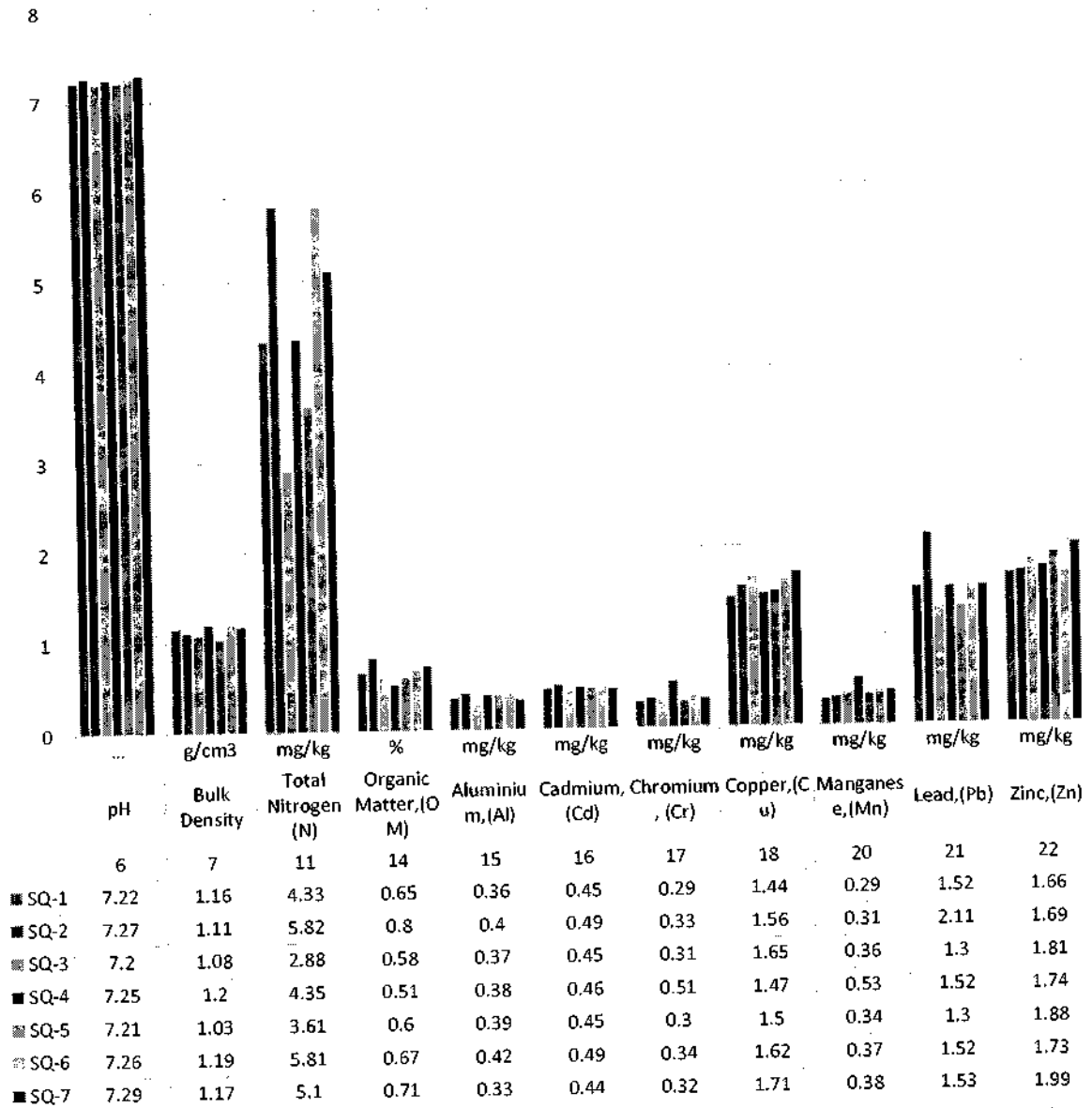


Figure 3.17 (c): Results of Soil Quality Analysis for the month of May 2023 (Part a)

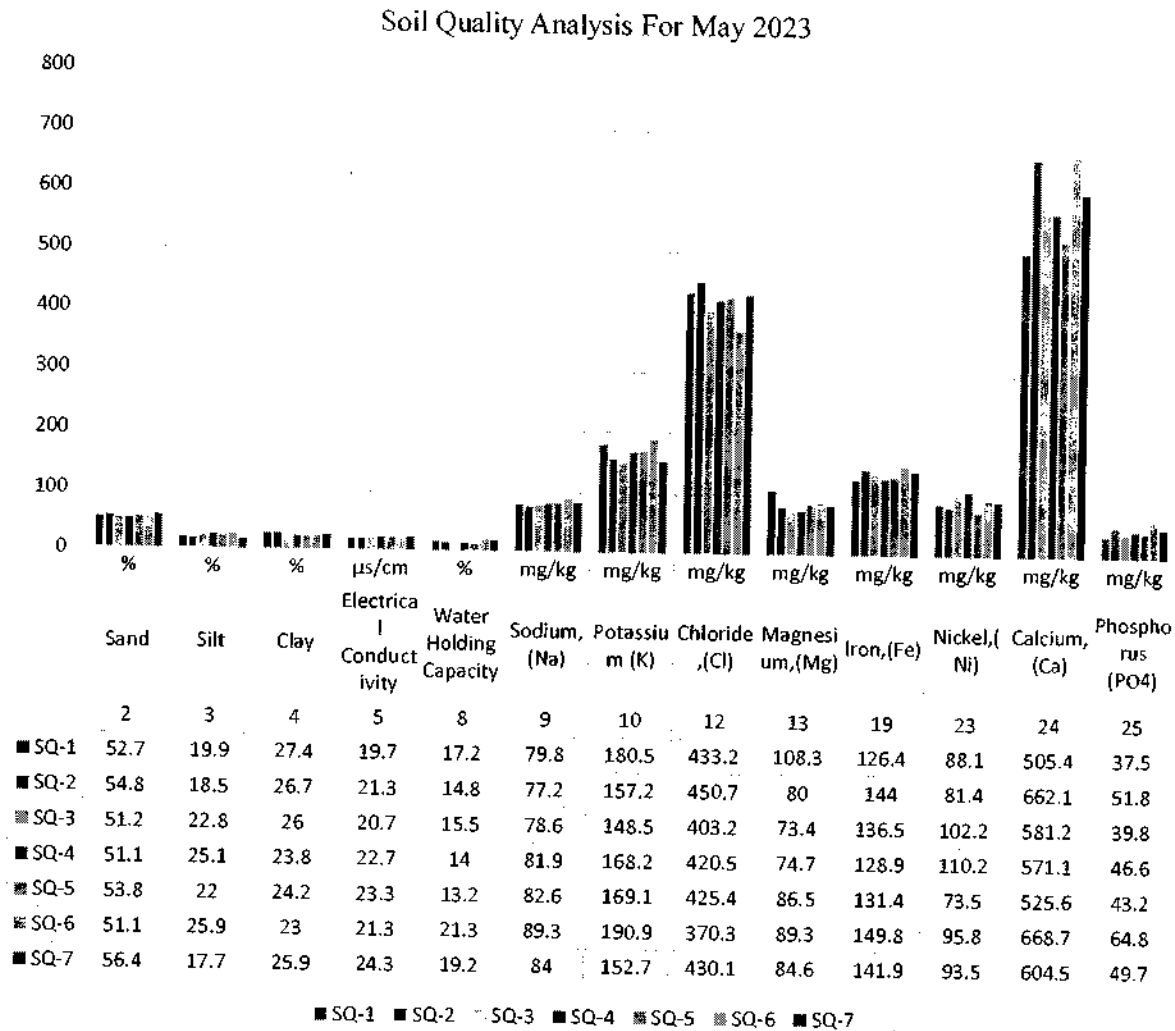


Figure 3.17 (c): Results of Soil Quality Analysis for the month of May 2023 (Part b)

Results of Analysis of the Soil

Physical characteristics of soil were characterized through specific parameters viz bulk density, water holding capacity, pH, electrical conductivity and texture. Soil pH plays an important role in the availability of nutrients. Soil microbial activity as well as solubility of metal ions is also dependent on pH. In the study area, pH of the soil varied from 7.2 to 7.35. Electrical conductivity (EC) is a measure of the soluble salts and ionic activity in the soil. In the collected soil samples the conductivity ranged from 19.2 to 24.3 $\mu\text{s}/\text{cm}^3$. The test reports of soil quality are attached as *Annexure-XII*.

3.8 Biological Environment

3.8.1 Introduction

A natural ecosystem is a structural and functional unit of nature. It has different components, which are interrelated to each other for sustaining life on earth and survive by interdependence. An ecosystem has self-sustaining ability and controls the number of organisms at any level by cybernetic rules. The basic purpose to explore the biological environment under Environmental Impact Assessment (EIA) is to assist the decision-making process and to ensure that the project options under consideration are environmental-friendly.

An ecological survey of the study area was conducted, particularly with reference to listing of species and assessment of the existing baseline ecological conditions in the study area. The main objective of the ecological survey is aimed at assessing the existing flora and fauna components in the study area. Data has been collected through extensive survey of the area with reference to flora and fauna.

With the change in environmental conditions, the vegetation cover as well as animals reflects several changes in its structure, density and composition. The present study was carried out in separately for floral and faunal community of core and buffer zone respectively.

Core Zone: The area where the project is located is known as core zone.

Buffer Zone: The zone falling within 10Km radius around the project area also called as study area.

3.8.2 Objectives of Biological Studies:-

The present study was undertaken with the following objectives:

- To assess the nature and distribution of vegetation in and around the project site (within 10 km. radius)
- To assess the animal life spectra (within 10 km radius)

The aspects to be covered in the study for the project are given in **Table 3.14**.

Table 3.14: Aspects to be covered in the study for the Project

Aspect of Environment	Likely Impacts
Terrestrial Ecology	Impacts on terrestrial flora and fauna Impacts on wildlife Impacts on socially/economically/genetically/ biologically important project species
Aquatic Ecology	Impacts on aquatic fauna/flora

	Impacts on spawning and breeding grounds for aquatic species
--	--

3.8.3 Terrestrial Ecology/Aquatic Ecology

The information presented in this Chapter has been collected through field studies and survey, consultation with various government departments and local people and collation of available literature with various institutions and organizations. The summary of data collected from various sources as a part of the EIA study is outlined in Table 3.15.

Table 3.15: Summary of data collected from various sources

Aspect	Mode of data collection	Parameters monitored	Frequency	Source(s)
Terrestrial Ecology	Primary secondary and field survey	Floral and Faunal Inventory/ Importance	One Season (Post monsoon)	Field studies, Forest Department and literature review

A. Floral Community:

Flora in Core Zone -Project Site: Total green area measuring 10,332 m² i.e., 10 % of the open area had been provided within project site. Floral species were identified & recorded by visiting the site.

The list of floral species is given in Table 3.16- 3.17.

Flora in Buffer Zone: Floral study was carried out for both terrestrial & aquatic habitats. Floral study of terrestrial habitats was carried out by making trips to the buffer area. Randomly clusters were selected including residential area, open land, commercial area & scrubs to study flora of the buffer zone. Secondary data available from Forest Department, Uttar Pradesh was used to collect information on aquatic flora.







Cropping Pattern: Major source of irrigation in area is ground water followed by canal water. Major crops grown in district are Rice, Maize, Jowar (Great Millet), Barley, Bajra (Spiked Millet), Wheat, Sugarcane, Cotton, Arhar, Bengal Gram, Kulthi, Masoor, Moong, Moth, Peas and Beans. Other oilseed crops like Guar Seed, Rapeseed, Mustard, Sesamum etc. are also grown.

Vegetation: The list of plants recorded in Buffer Zone (10 Km Radius) is given in Table 3.16.

CRCA sheets and Steel Pipes manufacturing facilities
At Village Dhatir & Dudhola, Palwal, Haryana

EIA Report – Chapter 3

Table 3.16: List of Plants in Buffer Zone (10 Km Radius)


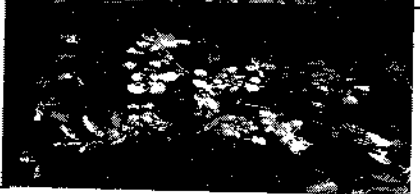

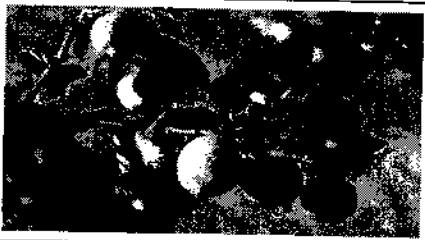


S. No.	Scientific Name	Local Name	Family	Image
Forest Trees				
1.	<i>Psidium guava</i> (Linn.)	Amrood	Myrtaceae	
2.	<i>Polyalthia longifolia</i> (Sonn.) Thwaites	Ashok	Annonaceae	
3.	<i>Musa paradisiaca</i> L.	Kela	Musaceae	
4.	<i>Neolamarckia cadamba</i> (Roxb.) Bosser	Kadam	Rubiaceae	
5.	<i>Cassia fistula</i>	Golden Shower Tree	Fabaceae	
6.	<i>Ailanthus excelsa</i>	Tree of Heaven	Simaroubaceae	

M/s Prompt Enterprises Pvt. Ltd.

142

CRCA sheets and Steel Pipes manufacturing facilities
At Village Dhatir & Dudhola, Palwal, Haryana








EIA Report – Chapter3

7.	<i>Cassia fistula</i> L.	Amaltas	Leguminosae	
8.	<i>Cassia siamea</i> Lam.	Cassia	Leguminosae	
9.	<i>Mangifera indica</i>	Mango Tree	Anacardiaceae	
10	<i>Citrus medica</i> L.	Nimboo	Rutaceae	
11	<i>Artocarpus heterophyllus</i> Lam.	Kathal	Moraceae	
12	<i>Tectona Grandis</i>	Sagon	Lamiaceae	

M/s Prompt Enterprises Pvt. Ltd.

*CRCAs sheets and Steel Pipes manufacturing facilities
At Village Dhatir & Dudhola, Palwal, Haryana*

EIA Report – Chapter 3





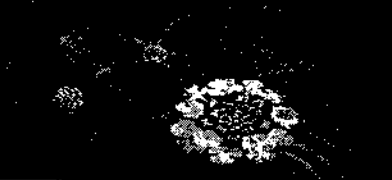


13	<i>Delonix regia</i> (Hook.) Raf.	Gulmohar	Leguminosae	
14	<i>Bombax ceiba</i>	Semal	Malvaceae	
15	<i>Ficus racemosa</i> L.	Gular	Moraceae	
16	<i>Morus alba</i>	Shahatut	Moraceae	
17	<i>Azadirachata indica</i>	Neem	Meliaceae	
18	<i>Acacia nilotica</i>	Babul	Fabaceae	
19	<i>Ficus religiosa</i>	Peepal	Moraceae	

M/s Prompt Enterprises Pvt. Ltd.

144

CRCA sheets and Steel Pipes manufacturing facilities
At Village Dhatir & Dudhola, Palwal, Haryana

EIA Report – Chapter3


20	<i>Melia azedarach</i>	Bakain	Meliaceae	
21	<i>Aegle marmelos</i> (Corr.)	Bel	Rutaceae	
22	<i>Ailanthus excelsa</i> Roxb.	Arusa	Simaroubaceae	
23	<i>Syzygium cumini</i>	jamun	Myrtaceae	
24	<i>Lantana camara</i>	Lantana	Verbenaceae	
25	<i>Tamarindus indica</i> (Linn.)	Imli	Leguminosae	
26	<i>Thevetia neriifolia</i> Juss.	Kaner Pila	Apocyanaceae	

M/s Prompt Enterprises Pvt. Ltd.

145

*CRCA sheets and Steel Pipes manufacturing facilities
At Village Dhatir & Dudhola, Palwal, Haryana*

EIA Report – Chapter3

27	<i>Albizia procera</i>	Safed siris	Fabaceae	
----	------------------------	-------------	----------	---




Source: Remediation and Reclamation of Existing Dumpsite and construction, operation and maintenance of Sanitary Landfill at Meghpur village, Palwal, Haryana

B. Faunal Community:

(i) **Core Zone:** There was no unique faunal community within the core zone of the project site





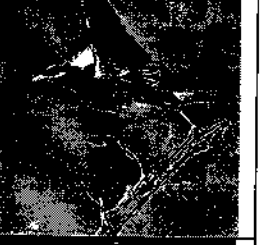

(ii) **Buffer Zone:** The species observed in Buffer zone (10 km around the project area) are given in **Table 3.17**. No threatened, rare, endangered or endemic species were observed during the survey in Buffer Zone (500 m radius around the project site).

Table 3.17: List of Fauna of the Buffer Zone (10 km Radius)







S. No.	Scientific Name	Common Name	Family	Schedule as per WPA, 1972	IUCN Status	Image
1	<i>Bandicota indica</i>	Greater bandicota rat	Muridae	<i>Schedule IV</i>	-	
2	<i>Lepus nigricollis</i>	Indian Hare	Leporidae	<i>Schedule IV</i>	-	
3	<i>Rousettus leschenaultia</i>	Bat	Pteropodidae	<i>Schedule V</i>	-	

CRCA sheets and Steel Pipes manufacturing facilities
At Village Dhatir & Dudhola, Palwal, Haryana

ELA Report – Chapter 3

4	<i>Mus musculus</i>	House mouse	Muridae	Schedule IV	-	
5	<i>Sus scrofa</i>	Wild boar	Suidae	Schedule III	least-concern	
6	<i>Presbytis Semnopithecus</i>	Common langur	Cercopithecidae	Schedule II	NT	
7	<i>Acridotheres tristis</i>	Bank Myna	Sturnidae	Schedule IV	-	
8	<i>Acridotheres tristis</i>	Common Myna	Sturnidae	Schedule IV	-	
9	<i>Pavo Cristatus</i>	Common peafowl	Phasianidae	Schedule I	least-concern	

M/s Prompt Enterprises Pvt. Ltd.

10	<i>Aethopyga siparaja</i>	Sungbird	Nectariniidae	Schedule IV	-	
11	<i>Anthus rufulus</i>	Pipit	Motacillidae	Schedule IV	-	
12	<i>Apus apus</i>	Common swift	Apodidae	Schedule IV	-	
13	<i>Passer domesticus</i>	House Sparrow	Passeridae	Schedule IV	-	
14	<i>Bubo bubo</i>	Owl	Strigidae	Schedule IV	-	
15	<i>Passer domesticus</i>	Sparrow	Passeridae	Schedule II	least-concern	

3.9 SOCIO-ECONOMIC ASSESSMENT

In order to get the ideas of socio-economic status of people living in the study area of 10 km buffer from our project residential plotted colony secondary data were collected and analyzed. Considering the various Quality of Life (QoL) indicators, and satisfaction level of the residents of the study area, an

attempt was made for developing the QoL of a family and the community as well.

The broad objectives of the socio-economic impact assessment are as follows:

- a) To study the socio-economic status of the people lives in the study area of the Proposed Revision and Expansion of group housing colony.
- b) To assess the impact on socio-economic environment due to Proposed Revision and Expansion of group housing colony.
- c) To assess the impact of the project on State Gross Domestic Product (SGDP)
- d) To evaluate the community development measures proposed to be taken up by the Project Proponent, if any.
- e) To suggest Community Development measures needs to be taken for the study area

3.9.1 Methodology

The methodology adopted for impact assessment is as follows:

- a) The details of the activities and population structure have been obtained from Census 2011 and analyzed.
- b) Primary data was collected by a door-to-door survey in urban area and household's living there in. The data collected during the above survey was analyzed to evaluate the prevailing socio-economic profile of the area.
- c) Based on the above data, impacts due to construction operation on the community have been assessed and recommendations for further improvement have been made.

3.9.2 Concept & Definition

a) Study Area: The study area, also known as impact area has been defined as the sum total of core area/project area and buffer area with a radius of 10 Kilometers from the periphery of the core area/project is. The study area includes all the land marks both natural and manmade, falling herein.

b) Household: A group of persons who normally live together and take their meals from a common kitchen are called a household. Persons living in a household may be related or unrelated or a mix of both. However, if a group of related or unrelated persons live in a house but do not take their meals from the common kitchen, then they are not part of a common household. Each such person is treated as a separate household. There may be one member households, two member households or multi-member

households.

c) Sex ratio: Sex ratio is the ratio of males to females in a population. It is expressed as number of females per 1000 males.

d) Literates: All persons aged 7 years and above who can both read and write with understanding in any language are taken as literate. It is not necessary for a person to have received any formal education or passed any minimum educational standard for being treated as literate. People who are blind but can read in Braille are also treated as literates.

e) Literacy rate: Literacy rate of population is defined as the percentage of literates to the total population aged 7 years and above.

f) Labour Force: The labour force is the number of people employed and unemployed in a geographical entity. The size of the labour force is the sum total of persons employed and unemployed. An unemployed person is defined as a person not employed but actively seeking work. Normally, the labour force of a country consists of everyone of working age (around 14 to 16) and below retirement (around 65) that are participating workers, that is people actively employed or seeking employment. People not counted under labour force are students, retired persons, stay-at home parents, people in prisons and discouraged workers.

g) Work: Work is defined as participation in any economically productive activity with or without compensation, wages or profit. Such participation may be physical and/or mental in nature. Work involves not only actual work but also includes effective supervision and direction of work. The work may be part time or full time or unpaid work in a farm, family enterprise or in any other economic activity.

h) Worker: All persons engaged in 'work' are defined as workers. Persons who are engaged in cultivation or milk production even solely for domestic consumption are also treated as workers.

i) Main Workers: Those workers who had worked for the major part of the reference period (i.e. 6 months or more) are termed as Main Workers.

j) Marginal Workers: Those workers who did not work for the major part of the reference period (i.e. less than 6 months) are termed as Marginal Workers

k) Work participation rate: The work participation rate is the ratio between the labour force and the overall size of their cohort (national population of the same age range). In the present study the work participation rate is defined as the percentage of total workers (main and marginal) to total population.

3.9.3 Findings of the-secondary data collection

Demographic particulars of the study area based on decadal growth rate

Prompt Enterprises Project is located in Village Dhatir & Dudhola, District Palwal, Haryana state, India. An attempt has been made to estimate the population of the study area by using the census 2011. The administrative map of the study area is shown in the **Figure 3.18** and attached as *Annexure XIV (a)*.

CRCA sheets and Steel Pipes manufacturing facilities
At Village Dhatir & Dudhola, Palwal, Haryana

EIA Report – Chapter3

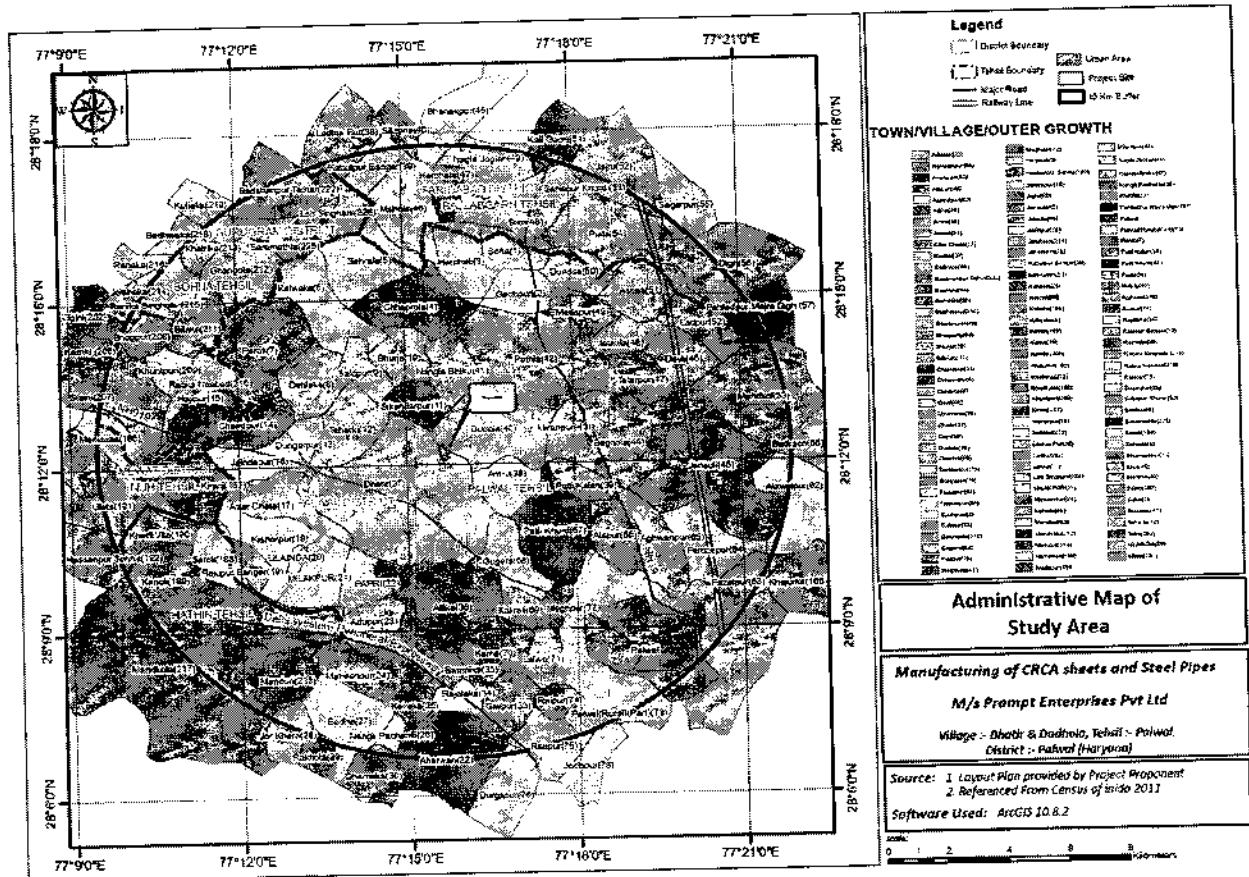


Figure 3.18: Administrative Map

Around 113 habitations (Rural and Urban) falls in Buffer zone & the demographic composition is given in Table 3.18. Summarized Demographic particulars/population details is shown in the Table 3.19.

*CRCAs sheets and Steel Pipes manufacturing facilities
At Village Dhatir & Dudhola, Palwal, Haryana*
EIA Report – Chapter 3

Table 3.18: Demographic profile of Study Area

S No	District	TRU	No HH	TOT P	TO T_M	T O T_F	Se x Ra tio	P SC	M SC	F SC	P ST	M ST	F ST	P LIT	M LIT	F LIT	P J LL	M J LL	F J LL
1	Palwal	Adipur(23)	rural 228	1436	757	67	89	23	127	11	0	0	0	782	519	263	654	238	416
2	Palwal	Aghwanpur(65)	rural 227	1594	837	75	90	53	288	24	0	0	0	902	561	341	692	276	416
3	Palwal	Aharwan(32)	rural 421	2879	153	13	87	89	483	41	0	0	0	157	105	130	9	481	828
4	Palwal	Alapur(66)	rural 311	1813	998	81	81	11	614	50	0	0	0	102	689	333	791	309	482
5	Palwal	Alawalpur(62)	rural 5	8021	436	36	83	14	807	65	0	0	0	450	294	156	351	142	209
6	Palwal	Allika(36)	rural 561	3482	186	16	86	77	404	37	0	0	0	194	127	154	2	594	948
7	Palwal	Amru(38)	rural 245	1597	838	75	90	36	190	17	0	0	0	894	588	306	703	250	453
8	Palwal	Asoati(51)	rural 613	4432	238	20	86	12	637	57	0	0	0	249	162	193	6	754	118
9	Palwal	Attar Chata(17)	rural 210	1313	691	62	90	37	190	18	0	0	0	703	458	245	610	233	377
10	Palwal	Badha(27)	rural 356	2561	141	11	81	64	376	27	0	0	0	124	887	357	7	526	791
11	Palwal	Badraon(55)	rural 357	2282	123	10	84	23	121	11	0	0	0	973	706	267	9	532	777
12	Palwal	Baghola(44)	rural 678	4171	219	19	90	13	697	69	0	0	0	253	163	163	4	555	107
						79	3	87		0	0	0	0	7	7	900	4	555	9

M/s Prompt Enterprises Pvt. Ltd.

*CRC A sheets and Steel Pipes manufacturing facilities
At Village Dhatir & Dudhola, Palwal, Haryana*

EIA Report – Chapter 3

28	Palwal	Gailpur(33)	rural	230	1558	854	70	82	28	159	7	12	0	0	0	0	847	576	271	711	278	433
29	Palwal	Gugera(68)	rural	162	1010	538	47	87	14	6	8	0	0	0	0	0	509	353	156	501	185	316
30	Palwal	Harpali(3)	rural	236	1432	762	67	87	67	30	30	0	0	0	0	0	838	554	284	594	208	386
31	Palwal	Jaindapur(16)	rural	165	972	519	45	87	15	80	78	0	0	0	0	0	576	361	215	396	158	238
32	Palwal	Janauli(45)	rural	904	6036	331	27	81	11	50	50	0	0	0	0	0	327	225	101	276	106	170
33	Palwal	Jataula(48)	rural	190	1194	634	56	88	29	12	12	0	0	0	0	0	723	432	291	471	202	269
34	Palwal	Jodhpur(78)	rural	197	1423	774	64	83	63	30	33	0	0	0	0	0	703	502	201	720	272	448
35	Palwal	Khera(28)	rural	75	520	291	22	78	62	38	24	0	0	0	0	0	270	198	72	250	93	157
36	Palwal	Kairaka(25)	rural	71	474	243	23	95	35	14	21	0	0	0	0	0	265	167	98	209	76	133
37	Palwal	Kakrali(69)	rural	114	800	422	37	89	98	54	44	0	0	0	0	0	426	281	145	374	141	233
38	Palwal	Kalwaka(6)	rural	407	2633	5	139	12	88	46	22	0	0	0	0	0	100	681	324	8	714	914
39	Palwal	Kanoli(189)	rural	140	809	447	36	81	32	14	14	0	0	0	0	0	453	323	130	356	124	232
40	Palwal	Karna(70)	rural	293	2024	8	104	97	93	48	22	0	0	0	0	0	103	703	332	989	345	644
41	Palwal	Khajurka(16)	rural	237	1563	856	70	82	96	44	44	0	0	0	0	0	804	552	252	759	304	455
42	Palwal	Kherli					39	93	10	51	50	0	0	0	0	0	455	277	178	369	150	219
		Jita(190)	rural	112	824	427	7	0	1	51	50	0	0	0	0	0	455	277	178	369	150	219

M/s Prompt Enterprises Pvt. Ltd.

EIA Report – Chapter 3

CRCA sheets and Steel Pipes manufacturing facilities
At Village Dhatir & Dudhola, Palwal, Haryana

43	Palwal	Kishorpur(18)	rural	332	2100	3	111	98	88	49	263	22	0	0	0	102	685	338	107	428	649
44	Palwal	Ladpur(52)	rural	1	1	0	1	0	0	0	0	0	0	0	0	1	1	0	0	0	0
45	Palwal	Lalwa(71)	rural	135	909	488	1	42	86	27	151	12	0	0	0	522	345	177	387	143	244
46	Palwal	Maheshpur(2 4)	rural	264	1725	910	81	89	53	7	287	25	0	0	0	844	590	254	881	320	561
47	Palwal	Mandkol(53)	rural	371	2342	7	124	10	87	44	240	20	0	0	0	136	869	498	975	378	597
48	Palwal	Mandkola(21 7)	rural	140 7	9316	2	505	42	84	14	779	69	0	0	0	425	289	136	505	215	290
49	Palwal	Manduri(218)	rural	272	1753	929	82	88	46	8	244	22	0	0	0	913	625	288	840	304	536
50	Palwal	Medapur(49)	rural	113	714	384	33	85	14	9	78	71	0	0	0	380	267	113	334	117	217
51	Palwal	Meghpur(72)	rural	110	708	371	33	90	60	6	316	29	0	0	0	331	201	130	377	170	207
52	Palwal	MILAKPUR (21)	rural			0	0	0	0	0	0	0	0	0	0	0	0	0	0	0	0
53	Palwal	Miranpur(43)	rural	115	837	442	39	89	31	2	165	14	0	0	0	465	309	156	372	133	239
54	Palwal	Nangla Bhiku(41)	rural	137	934	509	42	83	30	5	163	14	0	0	0	565	386	179	369	123	246
55	Palwal	Nangli Pachanki(26)	rural	44	370	202	16	83			0	0	0	0	0	235	154	81	135	48	87
57	Palwal	Palwal(Rural) (Part)(73)	rural	0	12079	4	653	55	84	46	248	21	0	0	0	535	370	165	672	283	389
58	Palwal	PAPRI(22)	rural		89	45	97	44	8	0	0	0	0	0	0	64	36	28	25	9	16
59	Palwal	Paroli(7)	rural	136	841	446	39	88	22	5	119	10	6	0	0	377	252	125	464	194	270

M/s Prompt Enterprises Pvt. Ltd.

*CRCA sheets and Steel Pipes manufacturing facilities
At Village Dhair & Dudhola, Palwal, Haryana*

EIA Report – Chapter 3

60	Palwal	Patli Kalan(39)	rural	35	219	124	95	76	0	0	0	0	0	0	0	0	0	0	0	130	91	39	89	33	56
61	Palwal	Patli Khurd(67)	rural	213	1274	694	58	83	45	26	19	0	0	0	0	0	0	0	0	660	450	210	614	244	370
62	Palwal	Pirthla(42)	rural	971	6300	341	28	84	91	496	4	41	0	0	0	0	0	0	360	242	117	269	988	171	
63	Palwal	Raipur(74)	rural	161	1020	553	46	84	2	1	1	0	0	0	0	0	0	0	483	333	150	537	220	317	
64	Palwal	Rajolaka(34)	rural	95	709	386	32	83	0	0	0	0	0	0	0	0	0	0	336	238	98	373	148	225	
65	Palwal	Rajupur Bangar(19)	rural	15	89	49	40	6	0	0	0	0	0	0	0	0	0	0	53	36	17	36	13	23	
66	Palwal	Rakhota(29)	rural	139	932	508	42	83	71	36	35	0	0	0	0	0	0	0	480	347	133	452	161	291	
67	Palwal	Ratipur(75)	rural	234	1542	845	69	82	20	109	93	0	0	0	0	0	0	0	913	618	295	629	227	402	
68	Palwal	Saidpur(9)	rural	6	28	16	12	0	28	16	12	0	0	0	0	0	0	0	13	10	3	15	6	9	
69	Palwal	Sarolij(188)	rural	272	1744	937	80	86	28	147	7	13	0	0	0	0	0	0	926	632	294	818	305	513	
70	Palwal	Sehrala(5)	rural	247	1734	901	83	92	34	177	4	16	0	0	0	0	0	0	969	624	345	765	277	488	
71	Palwal	Sikandarpur(11)	rural	195	1410	773	63	82	34	188	5	15	0	0	0	0	0	0	748	540	208	662	233	429	
72	Palwal	Softa(1)	rural	154	1122	592	53	89	14	73	68	0	0	0	0	0	0	0	447	338	109	675	254	421	
73	Palwal	Tatarpur(47)	rural	111	744	409	33	81	13	75	56	0	0	0	0	0	0	0	500	322	178	244	87	157	
74	Palwal	Teharki(12)	rural	330	1952	105	90	85	47	251	22	3	0	0	0	0	0	0	105	718	337	897	333	564	

M/s Prompt Enterprises Pvt. Ltd.

*CRCAs sheets and Steel Pipes manufacturing facilities
At Village Dhatir & Dudhola, Pabwal, Haryana*

EIA Report – Chapter 3

90	Faridabad	Sikrona(40)	rural	158	1130	598	53	89	33	177	4	0	0	0	0	0	0	640	407	233	490	191	299
91	Gurugram	Badshahpur	rural	86	577	310	26	86	0	0	0	0	0	0	0	0	0	341	218	123	236	92	144
92	Gurugram	Tethar(222)	rural	17	166	79	87	11	0	0	0	0	0	0	0	0	0	43	33	10	123	46	77
93	Gurugram	Bedhwaka(218)	rural	90	532	277	25	92	57	29	28	0	0	0	0	0	142	97	45	390	180	210	
94	Gurugram	Bhogpur(208)	rural	93	621	341	28	82	2	2	0	0	0	0	0	0	334	220	114	287	121	166	
95	Gurugram	Bilaka(211)	rural	296	103	92	92	89	51	269	2	0	0	0	0	116	747	414	792	286	506		
96	Gurugram	Ghangola(212)	rural	264	1623	818	80	98	34	172	0	0	0	0	0	963	587	376	660	231	429		
97	Gurugram	Hajipur(15)	rural	65	366	198	16	84	0	0	0	0	0	0	0	204	132	72	162	66	96		
98	Gurugram	Jolahaka(214)	rural	303	1832	956	87	91	66	339	2	0	0	0	0	748	539	209	4	417	667		
99	Gurugram	Karnki (206)	rural	9	59	33	26	8	0	0	0	0	0	0	0	43	24	19	16	9	7		
100	Gurugram	Khatrika(213)	rural	97	541	279	26	93	98	51	47	0	0	0	0	317	202	115	224	77	147		
101	Gurugram	Khuntpuri(209)	rural	101	654	331	32	97	32	14	18	0	0	0	0	226	172	54	428	159	269		
102	Gurugram	Kuliaka(219)	rural	266	1484	802	68	85	93	43	6	0	0	0	0	822	531	291	662	271	391		
103	Gurugram	Loh Singhani(226)	rural	46	306	177	12	72	0	0	0	0	0	0	0	198	137	61	108	40	68		
104	Gurugram	Rahaka(216)	rural	46	306	177	12	72	0	0	0	0	0	0	0	198	137	61	108	40	68		

M/s Prompt Enterprises Pvt. Ltd.

*CRCA sheets and Steel Pipes manufacturing facilities
At Village Dhatir & Dudhola, Palwal, Haryana*

ELA Report – Chapter 3

104	Gurugram	Ranika Singhola (215)	rural	74	496	254	24	95	32	19	13	0	0	0	287	170	117	209	84	125
105	Gurugram	Ratika Noabad(210)	rural	24	165	89	76	85	4	0	0	0	0	0	100	64	36	65	25	40
106	Gurugram	Saramathla(25)	rural	355	2210	4	36	88	45	233	7	21	0	0	125	801	449	960	373	587
107	Gurugram	Silani(207)	rural	174	1010	555	45	82	20	110	97	0	0	0	614	402	212	396	153	243
108	Gurugram	Tojni(202)	rural	46	302	163	13	85	54	31	23	0	0	0	167	103	64	135	60	75
109	Mewat	Hassanpur Sohna(192)	rural	131	764	403	36	89	85	45	40	0	0	0	411	267	144	353	136	217
110	Mewat	Kaliaka(185)	rural	150	970	519	45	86	22	118	2	10	0	0	511	348	163	459	171	288
111	Mewat	Kiranj(187)	rural	398	2513	0	12	91	27	138	13	6	0	0	108	725	359	9	585	844
112	Mewat	Manuwas(186)	rural	150	850	465	38	82	8	5	3	0	0	0	546	356	190	304	109	195
113	Mewat	Uleta(191)	rural	189	1224	666	55	83	10	52	52	0	0	0	589	378	211	635	288	347

M/s Prompt Enterprises Pvt. Ltd.

CRCA sheets and Steel Pipes manufacturing facilities
At Village Dhatir & Dudhola, Palwal, Haryana

EIA Report – Chapter3

Table 3.19: Summarized Demographic particulars/population details

S. No.	Description	Number	Percentage to Respective Total
1	Total Population	194671	100
	Male	105002	53.94
	Female	89669	46.06
	Sex Ratio		838
2	Population (0-6 age group)	36263	100
	Male	19836	54.7
	Female	16427	45.3
	Sex Ratio		828
3	Population- Scheduled Caste	45604	100
	Male	24399	53.5
	Female	21205	46.5
	Sex Ratio		869
4	Population- Tribe Caste	0	0
	Male	0	0
	Female	0	0
	Sex Ratio		0
5	Total Literates	103046	100
	Male	69056	67.02
	Female	33990	32.98
	Gender Gap in Literacy Rate		34.04
	Overall Literacy Rate		52.93%
6	Total Workers	76460	100
	Male	47796	62.51
	Female	28664	37.49
	Gender Gap in Work Participation Rate		25.02
7	Main Workers	48817	100
	Male	37811	77.45
	Female	11006	22.55
	Gender Gap in Work Participation Rate		54.9
9	Marginal Workers	27643	100.00
	Male	9985	36.12

M/s Prompt Enterprises Pvt. Ltd.

CRCA sheets and Steel Pipes manufacturing facilities
At Village Dhatir & Dudhola, Palwal, Haryana

EIA Report – Chapter3

	Female	17658	63.88
	Gender Gap in Work Participation Rate		22.58
10	Household Industrial Workers	1552	100
	Male	972	62.63
	Female	580	37.37
11	Total Agricultural Workers	26065	100
	Male	18820	72.20
	Female	7245	27.80
12	Cultivators	22095	100
	Male	16043	72.61
	Female	6052	27.39
13	Agricultural Labour	3970	100
	Male	2777	69.95
	Female	1193	30.05
14	'Other Workers'	21200	100
	Male	18019	85.00
	Female	3181	15.00

Population Composition

According to Census 2011, total population of the study area has been worked out as 194671 in which 105002 (53.94 %) are males and remaining 89669 (46.06 %) are females. Graphical representation of the Demographic particulars/population details is shown in the **Figure 3.19**. Chorochromatic Map Study Area Showing Population Density is shown in the **Figure 3.20** and also attached as *Annexure XIV (b)*.

CRCA sheets and Steel Pipes manufacturing facilities
At Village Dhatir & Dudhola, Palwal, Haryana

EIA Report – Chapter 3

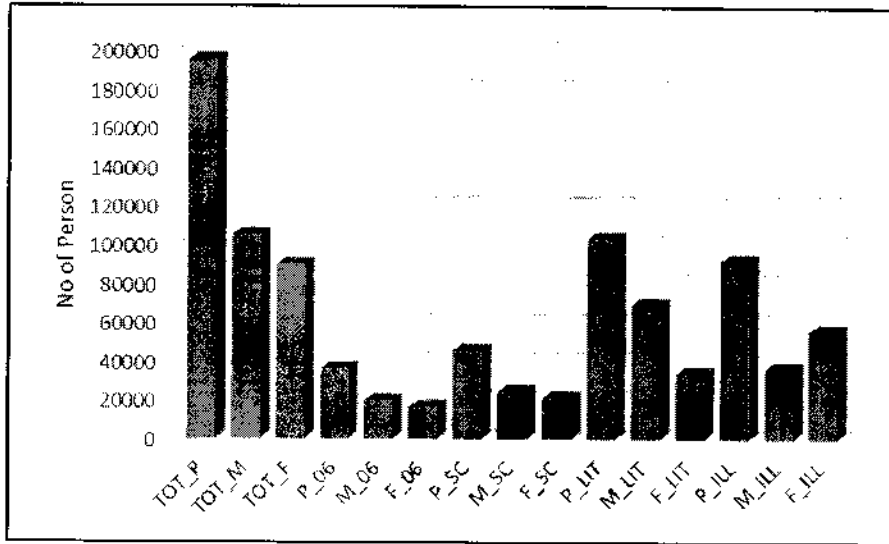


Figure 3.19: Demographic particulars/population details

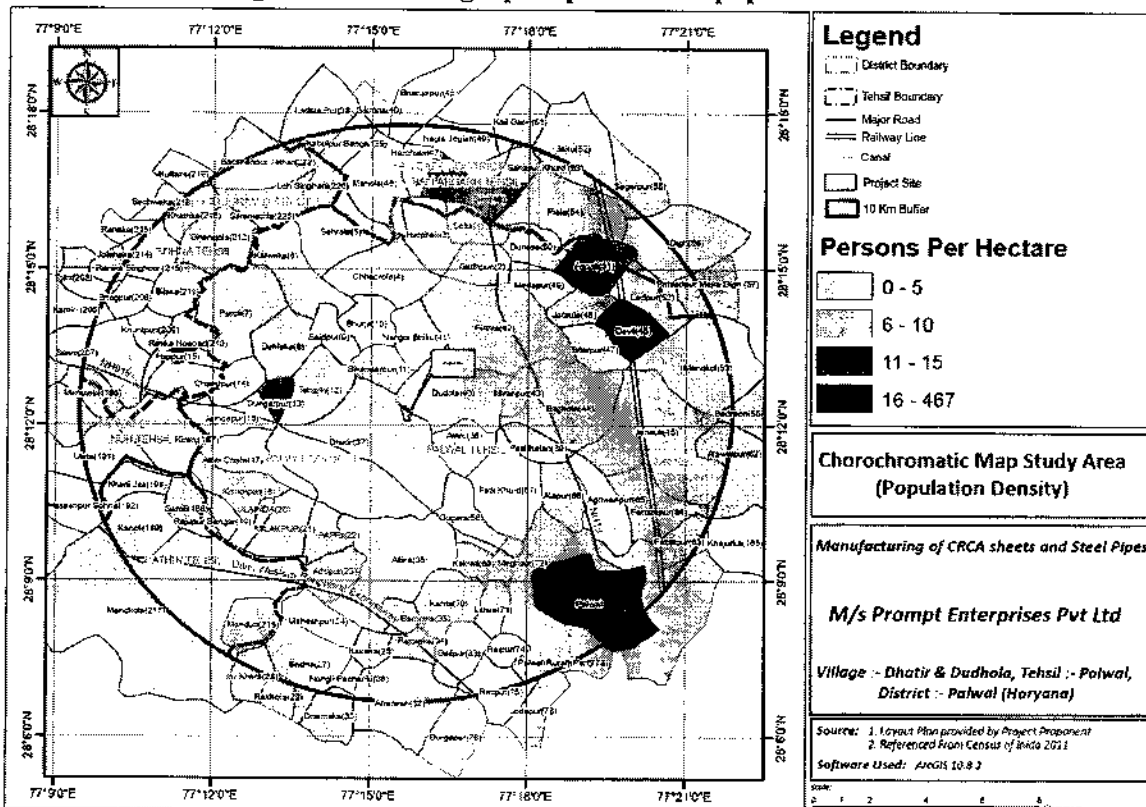


Figure 3.20: Chorochromatic Map Study Area Showing Population Density

M/s Prompt Enterprises Pvt. Ltd.

Overall sex ratio in the study area has been worked out as 838 females per 1,000 males which is lesser than the State sex ratio (856 females per 1000 males). Chorochromatic Map Study Area of Sex Ratio is shown in the **Figure 3.21** and also attached as *Annexure XIV (c)*.

Child Population Distribution

In the study area, the total child population of age group of 0-6 year has been worked out to 36263 which constitute about 18.62 per cent of the total population. Of the total child population, 54.7 per cent are boys and remaining 45.3 per cent are girl child. The sex ratio of population in this age group is 828 girls per 1,000 boys which is lesser than the state child sex ratio (830 girls per 1000 boys) in the same age group.

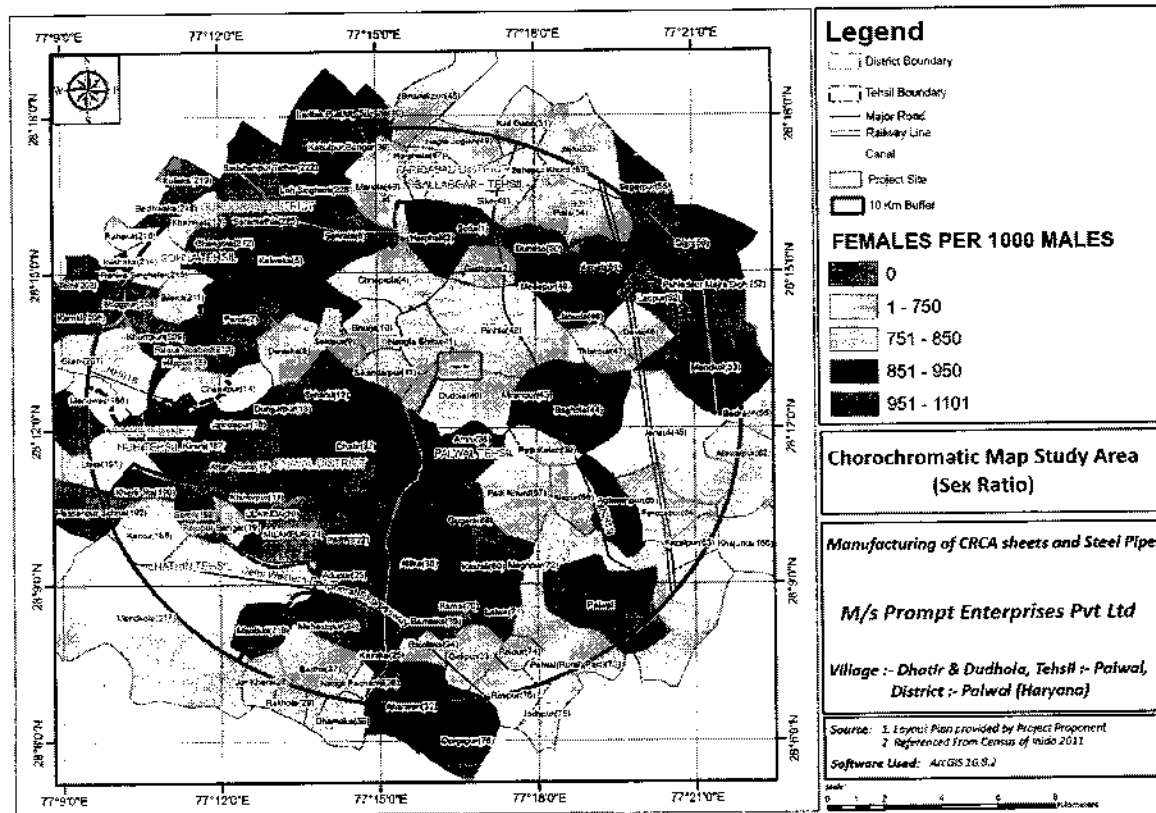


Figure 3.21: Chorochromatic Map Study Area of Sex Ratio

Social Group Population Distribution

In the study area, Scheduled Caste population is 45604 which constitute 23.43 per cent of the total population of the study area. Of this, 53.5 per cent is male and remaining 46.5 per cent is female. The sex ratio among Scheduled Caste population has been worked out to 869 females per 1,000 males.

Haryana has no scheduled Tribes population and there are 0 people belonging to Scheduled Tribe population in the study area as per Haryana Census 2011.

Household and Household Size

The entire population of the study area is distributed into approx. 30228 households and the average household size is 6 person/household.

Literates, Literacy Rate and Gender Gap in Literacy Rate

In the study area, 103046 of the population is literate in which 67.02% are male and 32.98% are female literates. The overall literacy rate has been worked out to 52.93% which is less than State literacy rate 76.64%. The male literacy rate is 67.02 % and female literacy rate is 32.98%, creating a gender gap in literacy rate of 34.04%. Chorochromatic Map Study Area of Literacy Rate % and Illiteracy % is shown as **Figure 3.22 and 3.23** and attached as *Annexure XIV (d) & (e)*, respectively.

CRCA sheets and Steel Pipes manufacturing facilities
At Village Dhatir & Dudhola, Palwal, Haryana

EIA Report – Chapter3

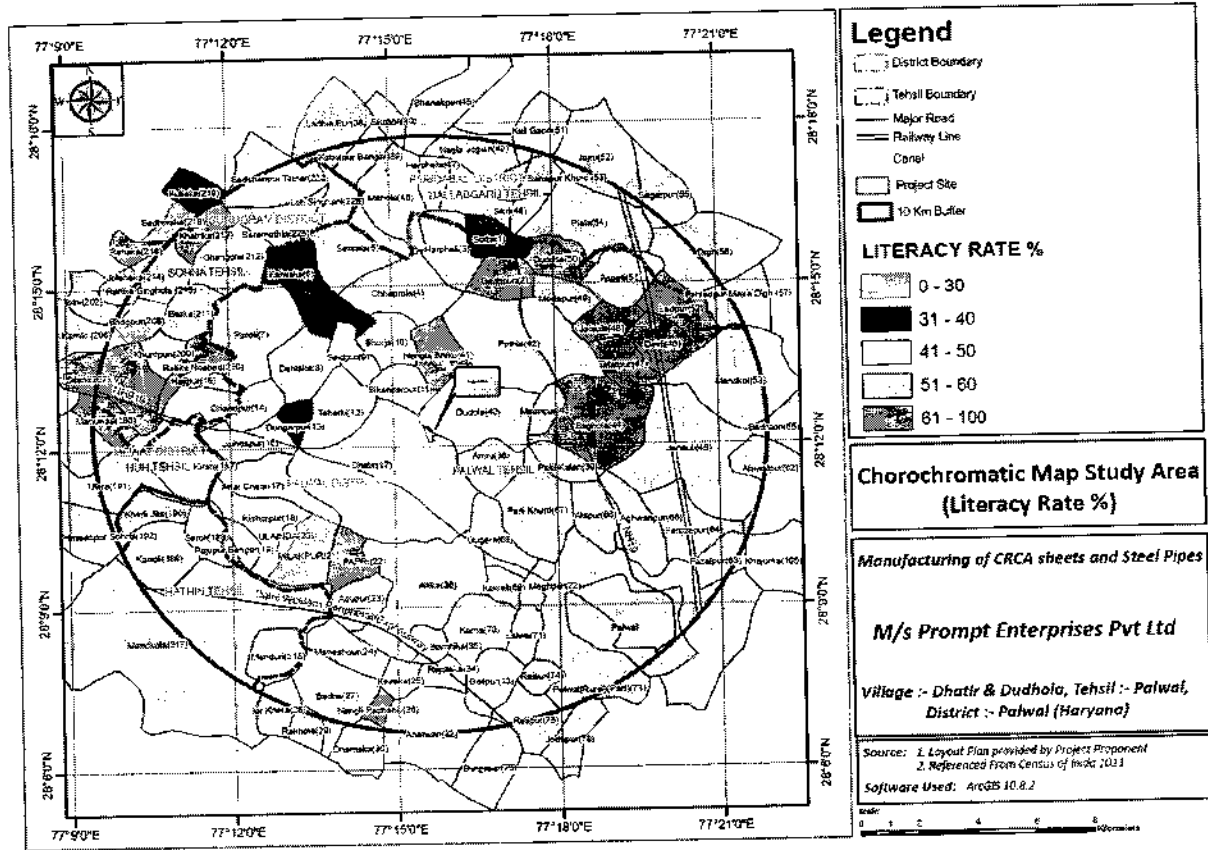


Figure 3.22: Chorochromatic Map Study Area (Literacy Rate %)

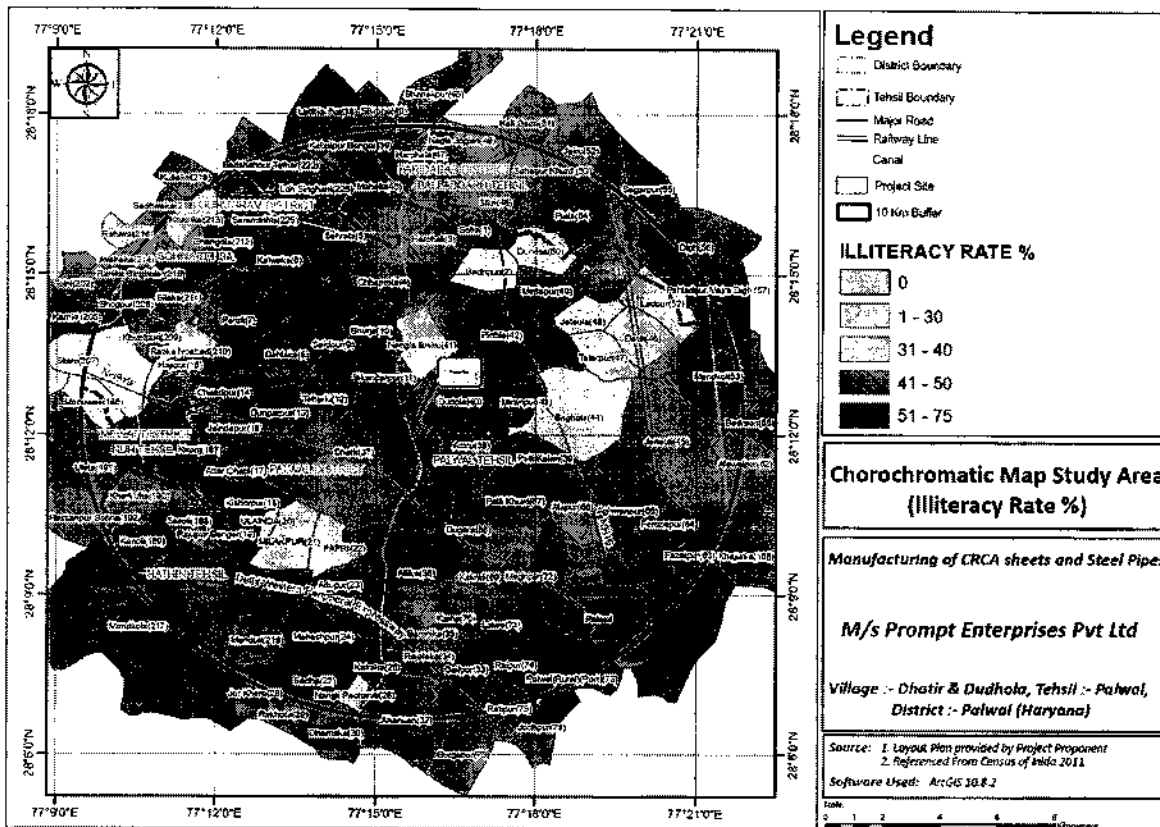


Figure 3.23: Chorochromatic Map Study Area (Illiteracy Rate %)

Workers and Work Participation Rate

Chorochromatic Map Study Area showing Working Population % is shown in the Figure 3.24 and attached as Annexure XIV (f). Based on Census 2011, total number of workers in the study area has been worked out to 76460 which constitute 39.28% of the total population. Of the total workers, 62.51 % are males and the remaining 37.49% are females. In absolute term, the total number of male workers is 47796 and that of female is 28664. The gender gap in work participation rate is 25.02%.

Further, out of the total workers 48817, 63.85 per cent are main workers and the remaining 36.15% is marginal workers. Of the total main workers 77.45 per cent are male and remaining 22.55 per cent are female which creates a gender gap in work participation of 54.9 per cent. In case of marginal workers, 36.12 per cent are male and 63.88 per cent are female that creates a gender gap of 27.76 per cent in this segment of work participation. Regarding the people working in agricultural sector, 84.77% are Cultivators and remaining 15.23% are Agricultural Labour.

M/s Prompt Enterprises Pvt. Ltd.

*CRCA sheets and Steel Pipes manufacturing facilities
At Village Dhatir & Dudhola, Palwal, Haryana*

EIA Report – Chapter3

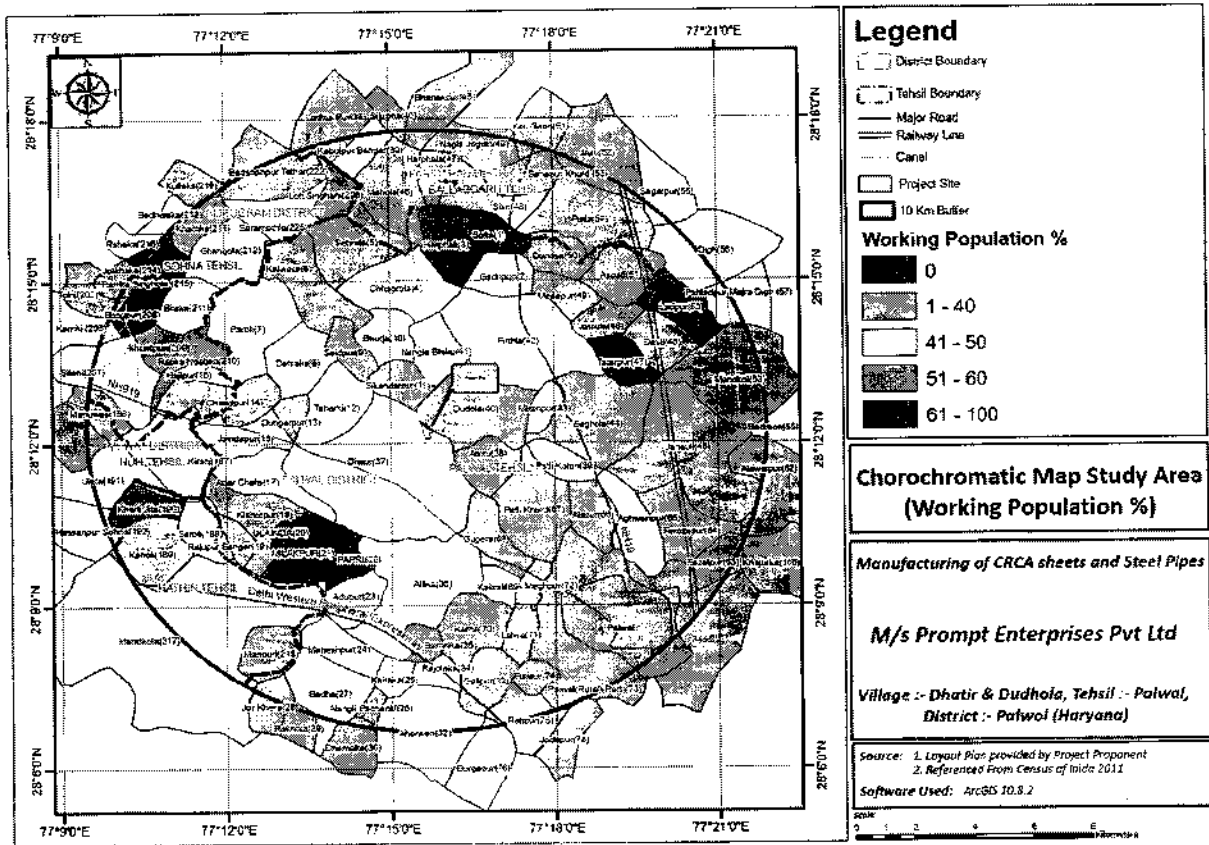


Figure 3.24 Chorochromatic Map Study Area showing Working Population %

Infrastructure/Amenities of study area

The surrounding area is mixed land use. Different industries are located near the project site. Apart from these industries, residential area has gradually developed around this project site. Social infrastructure facilities available near the plant includes bus stand, hospitals, schools, water supply, banks, post offices etc. are within reach.

Education Facilities

There are numerous educational institute facilities surrounding the project area. B.M. Modal School, Dudhola, Palwal, Haryana is located at a distance of approximately 0.6 Km in the NE direction & SLD College, Prithla - Sehra Rd, Chhaprola, Haryana is located at approx. 4.6 Km in North direction from

M/s Prompt Enterprises Pvt. Ltd.

the project site.

Medical Facilities

The study area is having good institutional & medical facility. Most of them are private hospitals, clinics and nursing homes. Most of the medical institutions operate 24x7 and many are of world class standard. The Om Premia Hospital, Delhi- Mathura Road is located 7.1 Km in ESE direction from the project site.

Drinking water facilities

In the study area the main source of drinking water is tap water. In high rise buildings water is drawn with the help of power full motors and submersible pumps. In multistoried buildings there are water storages in which water is stored during fixed hours of the day and the same is available to the dwellers all throughout the day. The area faces water shortage during dry season when water supply gets erratic. The local government is emphasizing on setting up of rainwater harvesting structures for storing and recharging of groundwater.

Supply of Electricity

All the settlements in the study area have been fully electrified. Power supply is available for all types of uses namely domestic, agriculture and industrial. People in the study area consume power mostly for domestic, commercial and industrial uses. Due to rapid urbanization the demand for power for agricultural uses is fast declining. The demand for power is ever increasing due to increase in population, trade and industries.

Transport and Communication

The plant is well connected by Prithla- Dhatir Road which is directly connected to the NH- 919 Highway. Asaoti - Railway station is also located at 8.08 km from the plant.

Banking facilities

The study area is well served by banks and other financial institutions. Most of the commercial Banks including nationalized and private banks have opened their branches in the study area.

3.9.4 Socio-economic Impact of the Project

1. Impact on Demographic Composition

This is an existing project operational since 2008. At present, there is no further significant increase in overall population of the study area due to the existing project as preferably local people are recruited for employment. Since there is no significant change in population, the overall sex ratio will remain more or less same.

2. Impact on Employment Opportunities

It is expected that a satisfactory number of people get direct employment opportunities including skilled and unskilled workers along with some indirect employment opportunities. The benefits of employment to the job seekers are expected to include, at a household and individual level, in increase in socio-economic and health status, improvement to their quality of life & living condition, and the benefits from greater household expenditure on education & healthcare resources.

3. Industrial Development

It may be expected that in future the scope for further industry movement will increase towards the similar projects in the states and across the nation.

4. Impact on Law & Order

No major law & order problem is experienced so far due to the project. It is expected that the workers attend to their duties from their residences and return to their homes after the day's work.

3.9.5 Conclusion

The project activities would continue to contribute to the local economy by providing direct or indirect employment opportunities and recycled revenues through the local economy. Indirect impacts could occur as a result of new economic development (e.g. new jobs at businesses that support the expanded workforce or that provide project materials). The opportunity for further industry development may increase towards the similar kind of projects to support production of the Metallurgical Industrial products. With time, the occupational pattern of the people in the area has changed making more people engaged in industrial & business activities due to which local people got opportunity to enhance their social & economic status.

Aside, the study area has ample scope for further development or improvement in education and health sectors in addition to provide better education & health facilities for achieving better quality or standard of life to the people residing in the area. Based on the observation, the institutions for basic health facilities as Primary Health Centre (PHC), Hospital/ Dispensaries, Maternity & Child Welfare Centre and Community Health Centre etc. can be established or increased & enhanced in context to provide better health facilities in the area.

3.10 Traffic Density

The project is well connected by Prithla- Dhatir Road which is adjacent to project site which in turns

*CRCA sheets and Steel Pipes manufacturing facilities
At Village Dhatir & Dudhola, Palwal, Haryana*

EIA Report – Chapter3

directly connected to the NH-919 Highway. The project is self-sustained and integrated in the social infrastructure needs, like infrastructure and services include road network. Hence, will not create any load to the existing road and transport networks nearby.

Internal roads of adequate width, fire tender road had been well planned for the project. The design considerations of the roads will be based upon the capacity of the vehicles/ truck and accordingly ROW will be maintained as per the UDFPI guidelines and state bye laws.

Traffic calming will be specially taken care near the schools, hospital, community facility zones, for that the following measures will be undertaken:

1. Installation of the speed humps by raising the surface of the roads and streets in certain spots.
2. Speed table, build outs etc.
3. Space for vehicles at the entrance gate for checking before entry

Strategically, maintaining the entry & exit points so as not to disturb the existing traffic. A Traffic circulation plan is attached as *Annexure XV*.

M/s Prompt Enterprises Pvt. Ltd.

171

CHAPTER- 4

ANTICIPATED ENVIRONMENTAL IMPACTS & MITIGATION MEASURES

4.1 Introduction

Generally, the environmental impacts can be categorized as either primary or secondary. The construction and operation phase of the project comprise various activities, each of which may had some impact on environmental parameter. This chapter presents identification and appraisal of various impacts related to the project due to the activities and their suitable mitigation measures during construction and operation phase in the study area. Prediction of impacts is the most important component in the Environmental Impact Assessment studies. It helps in minimizing adverse impacts on environmental quality during pre and post project execution.

The impact identification and prediction process aims to:

- Identify potential source or cause of impact throughout the life of project.
- Characterize the potential impacts affecting a target or receptor (physical, human and socio-economic).
- Proper mitigation measures as per the Environmental Management Plan (EMP).

For each category of environmental parameter (such as, ambient air quality, water quality, soils, land, etc.) the potential impacts of activities during construction and operation phases will be identified. Pollution sources & its characteristics, the potential impacts and magnitude of the impacts will be assessed and discussed in detail in following sub sections. In each case, cognizance will be already taken to mitigation measures inherited in the construction and operation phase.

4.2 Pollution Sources

The pollutants likely to be generated during construction phase of the proposed Expansion of CRCA sheets and Steel Pipes manufacturing facilities project are solid, liquid and gaseous in nature. Also the generation of pollutants could be continuous, periodic or accidental. Sources of pollutants and their characteristics during construction and operation phase are given below in **Table 4.1**.

CRCA sheets and Steel Pipes manufacturing facilities
At Village Dhatir & Dudhola, Palwal, Haryana

Draft EIA Report - Chapter 4

Table 4.1 Sources of Pollutants, their Characteristics during Construction & Operation Phase

S. No.	Activity/Area	Pollutant	Sources	Frequency
Construction Phase				
1.	Site preparation & construction activities	Air emission PM, SO ₂ , CO & NO ₂	Dust from site preparation, construction activities & excavation. Particulates matter, NO ₂ & CO from vehicle exhaust.	Temporary during construction phase. Bulk of the emissions is expected from ground work & leveling.
		Earth/solid waste	Solid waste from excavation surplus earth & construction activities.	Temporary during construction phase.
		Hazardous waste (used oil)	Power generator	Temporary in construction phase.
		Noise	Noise generated from construction equipment & machinery	Temporary in construction phase.
2.	Temporary hutments	Sewage	Sewage generated from temporary hutments at site.	Temporary-during construction phase and not continuous
		Solid waste	Solid waste generated from site office operation and hutments of workers at site.	Temporary-during construction phase and not continuous
Operational Phase				
1.	Vehicular movement	Air emissions, Noise generation	Vehicle exhaust emissions, blowing horn	Continuous
		Oil spills	Minor oil leaks at parking space	Continuous
2.	Diesel generators	Stack emissions	SO ₂ , NO ₂ , PM, CO from fuel burning	Occasional-during power failure

M/s Prompt Enterprises Pvt. Ltd.

173

*CRCA sheets and Steel Pipes manufacturing facilities
At Village Dhatir & Dudhola, Palwal, Haryana*

Draft EIA Report - Chapter 4

		Noise	Noise due to running of machineries	Occasional-during power failure
		Hazardous waste	Used oil generation	Occasional-during oil changes
3.	Solid waste	Solid waste	Municipal solid waste from workers	Continuous
4.	Stack emission	Stack emission from Boiler & pickling	CO2 and Acid fumes	Continuous

4.3 Environmental Aspects for Development of the Project

4.3.1 Environmental Aspect in Construction Phase

- Physical change in landscape due to earth work excavation and related activities.
- Soil erosion caused due to loss of vegetation and other construction activities.
- Generation, storage and disposal of construction wastes;
- Noise pollution due to plant, machinery, equipment's and vehicle movement;
- Air pollution due to plant, machinery, equipment's and vehicle movement;
- Generation and disposal of wastewater;
- Impact on ecology;
- Consumption of resources such as water, electricity, and diesel.

4.3.2 Environmental Aspects in Operation Phase

Impacts identified during operation of the project include major concerns such as:

- Disposal of domestic (sewage) effluent.
- Disposal of solid wastes generated from workers
- Increase in noise levels due to plant operation, transport & Gas gen set operation
- Consumption of water and impact on water resources
- Impact on traffic on the road and parking
- Storm water during rain
- Power requirement

M/s Prompt Enterprises Pvt. Ltd.

174

*CRCA sheets and Steel Pipes manufacturing facilities
At Village Dhatir & Dudhola, Palwal, Haryana*

Draft EIA Report - Chapter 4

- Energy conservation
- Management and maintenance project
- Reuse of treated water

Environmental aspects of the project are not just limited to impact of sources of pollution but also relate to energy conservation, water conservation and other environment friendly issues, which are mentioned in Table 4.2.

Table 4.2 Environment Aspects of Project other than Source of Pollution

S. No.	Area	Aspect
1.	Construction material	<ul style="list-style-type: none"> • Selection of energy efficient construction materials • Local availability of construction material to minimize the transportation cost • Construction material from authorized vendor • Usage of recycled materials
2.	Conservation of Water	<ul style="list-style-type: none"> • Treatment of domestic wastewater • Reuse & recycled of tertiary treated sewage for toilet flushing, horticulture, cooling towers etc. • Storm water management • Rainwater harvesting through Storage Tanks
3.	Conservation of Energy	<ul style="list-style-type: none"> • Usage of energy efficient motors and machineries • Usage of renewable energy such as solar lights wherever suitable, especially open & common areas • Usage of LED lights
4.	Parking & Traffic Management	<ul style="list-style-type: none"> • Internal roads of suitable width • Internal road signage • Adequate parking facilities • Fire tender movement provision
6.	Aesthetics condition	<ul style="list-style-type: none"> • Greenery and landscaping • Maintenance of facilities such as plumbing, electrical, green area, parking place, Gas Gen Set room, solid waste collection point etc

M/s Prompt Enterprises Pvt. Ltd.

175

7.	Facilities for workers	• Rest Rooms with toilets for Security and service staffs & other basic utilities
----	------------------------	--

4.4 Identification of Impacts

The areas of environmental concerns for which the impacts and their predictions are taken into consideration are mainly:

- Topography
- Land use pattern
- Soil Quality
- Water Environment
- Air Environment
- Noise Environment
- Biological Environment–Ecological Flora and fauna
- Socio economic Environment
- Transport Infrastructure and Traffic Management
- Solid waste Management
- Infrastructure facilities (Drinking water, Electricity, Communication, Public health etc.)

The impacts can be further categorized as positive impacts and negative impacts depending upon their nature, potential and magnitude in construction phase and in operation phase.

As a first step, the entire process has been divided into a number of smaller sub-activities of operation phases. **Table 4.3** lists various activities of operation and maintenance phase and probable impacts on various sectors of environment. However, significance of most of these impacts is envisaged to be low, as discussed in the following sections.

Table 4.3: Identification of Activities and Probable Impacts of Operation Phase

Operation and Maintenance Activities	Sector	Probable Impacts
--------------------------------------	--------	------------------

*CRCA sheets and Steel Pipes manufacturing facilities
At Village Dhatir & Dudhola, Palwal, Haryana*

Draft EIA Report - Chapter 4

Transportation of raw materials	Air	<ul style="list-style-type: none"> Noise, fugitive dust, air emissions due to traffic Movement Spillage and fugitive emissions of raw materials
	Water	<ul style="list-style-type: none"> Spillage of materials and flow into streams
	Public Utilities	<ul style="list-style-type: none"> Increased flow of traffic Congestion on roads
Raw material Unloading, Crushing and Storage/ Fuel Unloading & Storage	Air	<ul style="list-style-type: none"> Noise and air emissions from vehicles Fugitive dust emissions from material handling areas
	Water	<ul style="list-style-type: none"> Run-off from stock Yard and dump yard
Burning of Fuel	Air	<ul style="list-style-type: none"> Stack emissions (PM_{2.5}& PM₁₀, SO₂, NO_x)
Withdrawal of Water	Water	<ul style="list-style-type: none"> Negligible impact as Ground water is withdrawn after approval from competent authority
	Ecology	None
Water treatment for various uses	Water	Generation of Effluents and sludge from Treatment Plant <ul style="list-style-type: none"> ETP Clarifier Sludge RO Reject
Process	Water	<ul style="list-style-type: none"> Negligible as treated water is 100% recycled and reused. [ZLD system].
Equipment cooling	Water/ Ecology	<ul style="list-style-type: none"> No impact as Zero discharge system has been implemented
Transportation, storage & use of process and RO chemicals	Land/ Water	<ul style="list-style-type: none"> Risks of Accidental spillage/ waste of chemicals
Transportation and Disposal of Solid wastes	Land	<ul style="list-style-type: none"> Negligible impact as most of the wastes are reused.
	Air	<ul style="list-style-type: none"> Fugitive Emissions
Operation of Transformers and Switchyard	Hazardous waste	<ul style="list-style-type: none"> Generation of used oil

M/s Prompt Enterprises Pvt. Ltd.

177

*CRCA sheets and Steel Pipes manufacturing facilities
At Village Dhatir & Dudhola, Palwal, Haryana*

Draft EIA Report - Chapter 4

Maintenance (Cleaning, Over-haul, Oil Change, Lubrication etc.)	Hazardous waste	<ul style="list-style-type: none"> • Generation of used oil
Domestic use of water	Water	<ul style="list-style-type: none"> • Negligible impact as the generated wastewater is treated in ETP & STP treated wastewater is reused.

4.5 Assessment of Environmental Impacts and Mitigation Measures during Construction Phase

4.5.1 Topography

Anticipated Impacts

The project area possesses slightly undulating terrain. The highest contour level at project site is 197 m AMSL & the lowest contour level at project site is 191 m AMSL. Difference between the highest & lowest level is 6 m. There is no vulnerability of subsidence. Proper greening & paving of area had not cause soil erosion problem. The area under study falls in Zone-IV, according to the Indian Standard Seismic Zoning Map.

Mitigation Measures

Since there is no significant impact is anticipated on the topography and physiographic from the project. Adequate green area will be provided in the CRCA sheets and Steel Pipes manufacturing facilities to prevent any erosion. Suitable structural design had been made to mitigate the seismic impacts.

4.5.2 Land-use Pattern

Anticipated Impacts

The project land is earmarked for CRCA sheets and Steel Pipes manufacturing facilities as per the DTCP, Haryana. Hence, no significant impact is expected from the project which had been developed after obtaining all necessary permissions.

Mitigation Measures

No change in land-use pattern and no adverse impact are anticipated. The tree plantation, landscaping and greenery development will improve the air environment and aesthetics of the area.

4.5.3 Soil

M/s Prompt Enterprises Pvt. Ltd.

178

Anticipated Impacts

Soil would be excavated at project site for foundations of project. The soil excavated during construction was first temporarily stored in a designated area earmarked and then used for landscape purpose and to fill up low lying area in and around the project site.

Mitigation Measures

The top soil was stripped from constructional areas and stored for later reuse in landscaping. The number, frequency and area of movement of heavy machinery were restricted. Moreover, tree plantation and greenery at completion stage of the project had resisted the soil erosion.

4.5.4 Drainage Pattern

Anticipated Impacts

The project does not intersect any natural drainage route. Sikandarpur canal is located at 0.01 km in the WSW direction to existing unit in the project area. The surroundings comprise an urbanized stretch. The construction activities had been confined to the project site and not altered the drainage pattern of the area.

Mitigation Measures

The construction activities of expansion unit will be confined within the project site. Development of the project had not disturbed the natural drainage pattern in construction phase. However, during construction storm water/ had been managed through temporary arrangements and storing in the temporary pits so that natural flow pattern had not be affected.

4.5.5 Water Environment

Anticipated Impacts

Water requirement during construction phase depending upon construction activities and was met by private water tanker. No hazardous chemical and material will be used in the construction phase of project. Debris and wastes generated during this phase will be collected and backfilled in the site. Since, there is no dumping of any hazardous materials. Therefore, contamination of ground water is negligible. Hence, no impact is anticipated on the ground water quality during the construction phase.

During operation stage fresh water will be met by ground water. Application submitted for permission of groundwater withdrawal is attached as *Annexure XVII*. The wastewater generated during operation of the both Existing and expansion unit of project will be treated into the separate effluent treatment plant

of 450 KLD capacity in the project. Treated water is being recycle and reuse in the process (boiler, cooling tower etc.). Also, the STP of 30 KLD capacity will be installed at site to treat the wastewater generated by domestic use. The treated water will be recycled and re-used for horticulture purpose within the project site.

4.5.5.1 Surface Water Quality

Mitigation Measures

During the construction phase, surface water quality is likely to be affected due to soil erosion during first rain and generation of wastewater mainly from construction labour camp. However, this phenomenon had been a temporary thing and restricted to close vicinity of construction site. The impact on surface water quality is minimized by adopting following measures;

- Proper management of excavated soils
- Clearing all surplus excavated earth from site as soon as construction is over
- Suitable storage of top-soil for use in landscaping at completion stage of the project
- By providing proper hutment and toilet facilities for construction laborers
- Construction wastewater properly disposed into existing ETP onsite.

4.5.5.2 Ground Water Quality

Mitigation Measures

Although no significant impact is anticipated on the groundwater regime, the following measures were used further minimize the demand on freshwater resources:

- Curing water had been sprayed on concrete structures and free flow of water not allowed
- Concrete structures had been covered with thick cloth/gunny bags and then water sprayed on them to avoid water rebound and ensure sustained and complete curing.
- Ponding will be done using cement and sand mortar to avoid water flowing away from the flat surface while curing.
- Water ponding had been done on all sunken slabs. This had also highlighted the importance of having an impervious formwork.
- Proper drainage system had been provided to deal with the storm water and rainwater harvesting system to recharge the groundwater.

4.5.6 Air Environment

The potential sources of air emissions during the construction and development phase of the project were as follows:

- Dust from earth works (during site clearance and preparation);
- Emissions from power generator at site;
- Emissions from the operation of construction equipment and machines;
- Fugitive emissions from vehicles running to site;
- Fugitive emissions during the unloading of material at the site;
- Air emissions other than dust arise from combustion of hydrocarbons. The pollutants of concerns are NO₂, SO₂, CO, particulates etc.

Assessment of the Impacts from Dust Emissions

During the excavation of channels, foundations, unloading of construction material, cement bags and mixing of cement with other building materials such as brick and silica dust, wood dust, fugitive dust emissions may be emitted at construction site. It may be noted that these emissions had been in the form of coarse particulate matter and settle down ultimately in closed vicinity of construction site. Therefore, no significant impact is anticipated due to dust emission during development and construction phase of expansion unit.

Assessment of the Impact from Power Generators

The Gas Gen set power had been used to operate cold rolling mill. Adequate height of stacks had been provided to the Gas Gen set as per guidelines of CPCB to facilitate the dispersion of flue gases into the atmosphere.

Mitigation Measures:

- Construction material had been kept at temporary storage yard. Loading and unloading activities had been carried out at certain places near the storage yard.
- Dust suppression had been carried out by water sprinkling during the construction of Expansion unit.
- Adequate stack height for Gas Gen sets were provided during construction phase so that the stack emission get dispersed properly at certain height and not affect the working population at construction site.
- Monitoring of emissions from Gas Gen sets and ambient air quality had been carried out as per norms.

M/s Prompt Enterprises Pvt. Ltd.

181

4.5.7 Noise Environment

During the construction phase of project, noise had been generated from the various sources. Some major sources of noise generation at project site are listed here under:

- Due to movement of vehicles carrying materials and loading & unloading activities
- Excavation machines, concrete mixer and other construction machines
- During concreting, hammering, etc.

All the above-mentioned sources of development and construction activities at project site were intermittent and experienced occasionally. It may also be noted that the most of the construction activities were carried out only during the daytime. The expected noise levels from various activities are given hereunder:

- Vehicles bringing materials to the site: 70 dB(A)
- Excavation 80 dB(A)
- Concrete Mixtures 80 dB(A)
- Hammering 85 dB(A)

Resultant Noise Level:

The combined effect of above sources can be determined as per the following equation:

$$Lp(\text{total}) = Lp(\text{total}) = 10 \log (10(Lp1/10) + 10(Lp2/10) + 10(Lp3/10) + \dots \dots \dots (1)$$

Where: Lp1, Lp2 and Lp3 are noise pressure level at a point due to different sources in dB(A). For an approximate estimation of dispersion of noise in the ambient air from the sources point, a standard mathematical model for sound wave propagation is used. The sound level generated by noise source decrease with increasing distance from the source due to wave divergence. An additional decrease in sound pressure level from the source is expected due to atmospheric effect or its interaction with objects in transmission path.

For hemispherical sound wave propagation through homogenous loss of free medium, noise levels at various locations can be calculated due to different sources using model based on the first principles as per the following, equation:

$$Lpx2 = Lpx1 - 20 \log_{10} (x2/x1) \dots \dots \dots (2)$$

X2 =Unknown

X1 = Known

Where: Lpx2 and Lpx1–Sound Pressure Level (SPLs) at points located at sources and at distance of x2 from the source respectively in dB (A).

Assuming no environmental attenuation factors, noise modeling had been done, which shows that noise level had been mingle with baseline noise level with in short distance.

The noise produced during, construction phase had temporary impacts on the existing, ambient noise levels at project site but restricted to small distance and only during daytime. Therefore, the impact of noise levels on surrounding area had been insignificant during the development and construction phase.

Mitigation Measures

- To minimize impacts of noise generation from construction activities, the workers will be provided with ear muffs.
- The construction machinery and equipment had been monitored and maintenance will be carried out at regularly.
- Monitoring of noise level will be carried out as per norms.

4.5.8 Biological Environment – Ecological Flora & Fauna

4.5.8.1 Ecological Flora

Anticipated Impacts

There is neither any wildlife sensitive area nor any corridor for the movement of wildlife present in the study area. The vegetative community of the area is mainly under open scrub forest and because of urbanization area is usually surrounded with planted varieties. No threatened, rare, endangered or endemic species were observed during the survey in the study area.

Mitigation Measures

The project had not had any negative ecological impact. There is no protected forest near the project site. However, it developed extensive green areas in the project site to improve the aesthetics of the area which had also help in reduction of air pollution, noise pollution and provide suitable habitat for local birds and animal species.

4.5.8.2 Ecological Fauna

Anticipated Impacts

The major part of the study area lies under agriculture field and human settlements and urbanized stretch of Palwal city. Most of the mammalian species reported in the study area are cow, goat, dog, cat etc. There is neither any wildlife sensitive area nor any corridor for the movement of wildlife present in the

study area. No threatened, rare, endangered or endemic species were observed during the survey

Mitigation Measures

The major part of the study area lies under agriculture field and human settlements which restricted the wildlife habitat significantly. Project had no adverse impact on the faunal species.

4.5.9 Agricultural Pattern

Anticipated Impacts

The project will be built on the land earmarked for CRCA sheets and Steel Pipes manufacturing facilities as per the Allotment letter, hence no agricultural land had been acquired for the project and the post project development also had not affect the cropping pattern of the study area.

Mitigation Measures

No adverse impact on agricultural pattern due to this project is envisages. Hence mitigation measures are not required. Due to the project development the socio-economic condition of the surrounding area had positive impact.

4.5.10 Transport Infrastructure and Traffic Management

Anticipated Impacts

The project site is located in the developed area of the City Palwal where road network and transport infrastructure facilities already exist. The project area is well connected to network of roads leading to various parts of National Capital Region. Public transport facility, like, buses, auto-rickshaw, cab and minibuses are easily available in the area as transport linkage. During construction phase, some impact is anticipated on the transport linkage of the area, however increase in traffic had not adversely affect the local traffic pattern since the site is well connected by wide road and present traffic load on these roads are not significant.

Mitigation Measures

- Proper planning, for the movement of the heavy vehicles to reduce load on existing traffic such that the peak hours are avoided.
- Ensure that the vehicles bringing the building construction material must had Pollution under Check (PUC) certificate and are in good condition.
- The vehicles had been temporarily parked inside the project premises for loading unloading activities of building materials during construction phase and also ensure that all the vehicles to the site had been

provided with parking space such that there is no waiting time along the access roads.

- No public place had been used for parking of vehicles.

4.5.11 Solid Waste Management

Anticipated Impacts

In existing phase, the topsoil had been preserved separately and had been reused for horticultural purpose. Waste construction materials had been recycled. The excess construction debris & excavated earth had been disposed at vacant low-lying lands of residential plotted colony project for filling & leveling, if required. Besides, the surplus earth had been disposed off in the areas designated by the local authority. The surplus earth would only be the construction waste and had not caused any health hazards; hence no such adverse impact is anticipated. The expansion phase of the project will follow the same approach.

Mitigation Measures

During construction phase after solid wastes segregation, recyclable wastes had been sold to government authorized vendors and the biodegradable waste has been disposed to the local municipal solid wastes collection point for further disposal by local authority. Hazardous wastes had been disposed off as per the provisions of the Hazardous & Other Wastes (Management and Transboundary Movement) Rules, 2016 and Amendment 2019.

4.5.12 Socio-economic Condition

During the construction of project, per day had got direct employment opportunity, which had had beneficial impact on the socio-economic conditions of the area.

Anticipated Impacts

The construction activities had been confined within the project premises and project boundary without affecting / involving the surrounding public places.

During construction phase, about 50 skilled and semiskilled and unskilled workers had been hired from local nearby areas. Temporary labour hutments are proposed. Thus, no influx of people is envisaged.

Mitigation Measures

As the negative impacts are none or insignificant; no specific mitigation measures are envisaged for demography and socio-economic environment. During the construction phase, temporary hutments will be constructed at the earmarked space for the labour force. The labour colony shall be provided drinking water and sanitation facilities. Temporary toilets as per PHED norms will be constructed for the work

force during construction period. Suitable septic tanks and soak pits of appropriate capacities will be constructed for treatment of sewage before disposal. Health and safety of the workers will be ensured during construction by making effective provisions for the basic facilities of sanitation, drinking water, safety of equipments or machinery etc. The following recommendations will be followed:

- Safety procedures, norms and guidelines (as applicable) as outlined in the document Part -7, Constructional practices and safety, 2005, National Building Code of India, Bureau of Indian Standards will be complied with.
- Clean drinking will be provided to all the workers.
- Adequate number of decentralized latrines and urinals will be provided to construction workers.
- All parts of dangerous machinery will be guarded.
- Hoists and lifts, lifting machines, chains, ropes and other lifting tackles will be kept in good condition.
- Protective equipment's like helmets etc. will be provided to the workers.
- Fire extinguishers and buckets of sands will be provided in the fire-prone areas and elsewhere as measures to prevent fires.
- Other safety precautions to be maintained at work site including provision of PPEs. All applicable rules and regulations pertaining to workplace health and welfare of workers had been adhered to.

4.5.13 Infrastructural Facility and Amenities

Anticipated Impact

The project had not brought any adverse impact due to its development during construction stage in terms of infrastructure facilities and amenities. The project had been developed in the area earmarked CRCA sheets and Steel Pipes manufacturing facilities as per the Allotment letter obtained and the construction activities had not disrupt any of the public services and amenities such as water supply, electricity and public transport facilities, public health and education. Due to the transport of construction material traffic movement had been increase insignificantly and public place had not been occupied for parking of the vehicle.

Mitigation Measures

As the project development had no such adverse impact during its construction phase no such mitigation measures are required. However, care had been taken to look after the drainage and water supply line if any adjacent to the project plot so that those remain uninterrupted. Adequate space had been provided

M/s Prompt Enterprises Pvt. Ltd.

for parking of vehicles transporting the building construction material.

4.6 Assessment of the Environmental Impacts and Mitigation Measures during Operation Phase

4.6.1 Topography

Anticipated Impacts

The project area possesses slightly undulating terrain. The highest contour level at project site is 197 m AMSL & the lowest contour level at project site is 191 m AMSL. Difference between the highest & lowest level is 6 m. There is no vulnerability of subsidence. Proper greening & paving of area will not cause soil erosion problem. The area under study falls in Zone-IV, according to the Indian Standard Seismic Zoning Map. No forest land is involved in this project. The land use of the entire land is already categorized as industrial. Existing premises is already leveled and developed.

During the operation phase, impact on land [soil contamination] may occur due to improper storage and handling of hazardous chemicals, solid waste, hazardous waste and disposal of industrial and domestic effluent generated at project site. Soil quality may be impacted due to leaching of waste from the stores and operation areas. Leaching of oil and other lubricant will also lead to contamination of soil. Soil contamination is being prevented by adopting proactive mitigation measures. Improper drainage system leads to water logging of the area.

Mitigation Measures adopted:

- Industrial effluent is segregated from domestic effluent and after proper treatment effluent is recycled within the premises. The plant has adopted zero discharge system & entire treated effluent is recycled.
- The existing Plant is covered with a well-planned storm water collection system based on area gradient so that all the storm water is efficiently drained off without any water logging. A portion of the storm water is collected in Rain Water tank for further reuse.
- Waste management system is already in place to ensure the compliance with SWM, HWM, E- waste, battery waste etc. through Comprehensive Waste Management Plan.
- Spill containment/ management program is already adopted in accordance to regulation.
- Proper greening & paving at site resists soil erosion.

4.6.2 Land-use Pattern

Anticipated Impacts

M/s Prompt Enterprises Pvt. Ltd.

187

The land is earmarked for industrial use purpose as per the DTCP, Haryana. Hence, no significant impact is expected from the project which had been developed after obtaining all necessary permissions.

Mitigation Measures

No change in land-use pattern and no adverse impact are anticipated. The tree plantation, landscaping and greenery development had improved the air environment and aesthetics of the area.

4.6.3 Soil

Anticipated Impacts

During the operation phase of the project, the soil may get polluted/ contaminated from littering of various kinds of wastes generated within the site such as food items, paper, wood pieces, paints, pesticides, oil & grease etc. However, owing to the solid waste management system, no significant impact is anticipated.

The post project development has no any adverse impact on the soil quality. During operation phase there no requirement of site clearance and removing of vegetative cover. Hence no adverse impact is anticipated.

Mitigation Measures

The tree plantation and greenery at completion stage of the project had resisted the soil erosion. Moreover the solid waste generated at operation phase had been properly management properly and treated. Used oil had been handled as per the Hazardous wastes Management, Handling and Trans-boundary Movement Rules 2016 and Amendment 2019. Therefore there was no chance of soil contamination.

4.6.4 Drainage Pattern

Anticipated Impacts

The project does not intersect any natural drainage route. No perennial or non-perennial drainage system is found to exist in the project area or being obstructed by the project. The surroundings comprise an urbanized stretch and well-planned storm water drainage had been designed for internal storm water drainage. No storm water of the project site had been discharged outside. Thus, no impact on the natural drainage system is anticipated.

Mitigation Measures

Most of the storm water produced on site had been stored in storage tank. Thus proper management of this resource is a must to ensure that it is free of contamination. A detailed Storm Water Management

Plan had been developed which had consider the sources of storm water. The plan had incorporated best management practices which had included the following:

- Regular inspection and cleaning of storm drains.
- Installation of clarifiers or oil/ water separators system of adequate capacity around parking areas and garages as per requirement.
- Cover waste storage areas.
- Avoid application of pesticides and herbicides before wet season.
- Conducting routine inspections to ensure cleanliness.
- Preparation of spill response plans, particularly for fuel and oil storage areas.
- Provision of silt traps in rain water harvesting system.

4.6.5 Water Environment

4.6.5.1 Surface Water Quality

Anticipated Impacts

There was no low-lying area and wetland in the vicinity of the project site. There was no diversion of water from the other users.

The wastewater generated from the plant operation will be collected and treated in the ETP of 450 KLD capacity. Domestic wastewater will be collected through the sewer line network and treated in a separate Sewage Treatment Plant (STP) of capacity 30 KLD. No discharges from the project site will be made to any surface water body.

Mitigation Measures

No impact is anticipated on the surface water

4.6.5.2 Ground Water Quality

Anticipated Impacts

The source of water is bore well. Total fresh water requirement for Domestic usage is 18.23 KLD (In the Existing Unit =4 KLD + Expansion Unit =14.225 KLD). Waste water generation from domestic usage is 24 KLD which will be treated in the 30 KLD capacity of STP. The treated sewage will be recycled/ reused for toilet flushing and horticulture in the project site.

Waste water generated from cooling tower blow down water, effluent water generated from the different units of the plant is taken to effluent treatment plants followed by Reverse Osmosis plant.

*CRCA sheets and Steel Pipes manufacturing facilities
At Village Dhatir & Dudhola, Palwal, Haryana*

Draft EIA Report - Chapter 4

Total Effluent generated from the plant is 370 KLD. The effluent generated from the Plant will be treated in the 450 KLD ETP. The effluent water is treated to the desired extent in Reverse Osmosis Plant and recycled back to the process as make-up, to attain “zero” effluent discharge, facilitating adequate re-use of water in the respective re-circulating systems and economizing on the make-up water requirement. Therefore, during normal operations, there will be zero discharge, as the entire treated sewage had been recycled. Hence, no adverse impact is anticipated on the groundwater quality form the project. Wastewater generated from the following sources is routed to onsite Effluent Treatment Plant. HSPCB Analysis Report [ETP inlet and Outlet] is shown in the **Table 4.4, Figure 4.1** and also attached as **Annexure XVIII**.

Table 4.4: ETP Inlet& Outlet Characteristics

S.No.	Parameter	Inlet of ETP*	Outlet of ETP*	Prescribed Limit	Method of Testing
1	Colour	Light Greenish	Slight Hazy	-	As per relevant parts of IS:2488 (Part-V) and Standard Methods for Examination of Water and Wastewater APHA (23 rd edition)
2	Odour	Pungent	No Smell	-	
3	pH	3.4	7.2	6.0 – 9.0	
4	Conductivity $\mu\text{s/cm}$	7920	2450	-	
5	Total Suspended Solids mg/L	194	38	100	
6	Oil & Grease mg/L	12	BDL	10	
7	Iron as Fe mg/L	21.6	0.7	3	
8	Total metal mg/L	21.6	0.7	10	

**This is as per HSPCB Analysis report dated 12/07/2022.*

CRCA sheets and Steel Pipes manufacturing facilities
At Village Dhatir & Dudhola, Palwal, Haryana

Draft EIA Report - Chapter 4



FORM j
(See Rule 20)

Report No.:-134
Dated- July 12, 2022

I, hereby, certify that I Narender Hooda as Board Analyst, duly appointed under sub section (3) of section 53 of Water (Prevention and control of Pollution) Act, 1974(6 of 1974) received on the 05th day of July, 2022 from Sh. Randeep Sindhu AEE, a sample of liquid trade effluent of M/s Prompt Enterprises Pvt. Ltd., Village-Dhatir, Palwal, collected on 04.07.2022 from the Inlet & Outlet of ETP for analysis. The Sample was in a condition fit for analysis reported below:-

I further certify that I have analyzed the afore-mentioned sample on 05/07/2022 to 12/07/2022 and declare the result of analysis to be as follow:-

Sr. No.	Parameter	Inlet of ETP	Outlet of ETP	Prescribed Limits	Method of Testing
1.	Colour	Light Greenish	Slight Hazy	----	As per relevant parts of IS:2486(Part-V) and Standard Methods for the Examination of water and waste water APHA(23 rd edition)
2.	Odour	Pungent	No Smell	----	
3.	pH Value	3.4	7.2	6.0-9.0	
4.	Conductivity μ S/cm	7920	2450	----	
5.	Total Suspended Solids mg/l	194	38	100	
6.	Oil & Grease mg/l	12	BDL	10	
7.	Iron as Fe mg/l	21.6	0.7	3	
8.	Total Metal mg/l	21.6	0.7	10	

The condition of the seals, fastening and container on receipt was as follow:

Container had its seals found intact in order; slip on the container had the signature of the representative of the industry and the board representative.

Signed this on 12th day of July, 2022

Laboratory of the
Haryana State Pollution Control Board
Sector-16 A, Faridabad


Board Analyst

To

The Member Secretary
Haryana State Pollution Control Board
C-11, Sector -6, Panchkula (Haryana)

This test report relate only to the particular sample submitted for testing

Figure 4.1: HSPCB Analysis Report [ETP inlet and Outlet]

The Treated Wastewater from the ETP is further treated in Reverse osmosis (RO) Plant of Capacity 1600 [2X800 m³/day]. The RO permeate is routed back to inlet of water cycle chain. RO reject is disposed through Fog Cannon.

M/s Prompt Enterprises Pvt. Ltd.

191

Overall the existing plant is working on the philosophy of zero discharge and no wastewater is disposed outside the plant premises.

4.6.5.4 Domestic Sewage Treatment

Total fresh water requirement for Domestic usage is 18.23 KLD (In the Existing Unit = 4 KLD + Expansion Unit =14.225 KLD). Waste water generation from domestic usage is 24 KLD which will be treated in the 30 KLD capacity of STP. The treated sewage will be recycled/ reused for toilet flushing and horticulture in the project site.

Mitigation Measures

The wastewater generated at site will be treated and reuse/ recycle within the project and irrigation of green area. There will be no discharge of treated sewage. Moreover, the storm water from the site will be stored and reuse after adequate treatment. The wastewater from the site was to be used for landscaping flushing etc. after adequate treatment in Sewage Treatment plant. Solid waste management practices will be adopted and followed to prevent groundwater pollution through leaching.

4.6.6 Air Environment

Anticipated Impacts

During the operation of plant boiler, pickling, Gas gen set and Vehicular emissions will be major source of air pollution. Quantum and dispersion of pollutants from these emission had depended upon the following:

- Emission sources from Boilers (fuel using)
- Volume of traffic on the roads
- Meteorological conditions
- Emission sources from Gas gen sets

From vehicular emissions, PM, NO₂ and CO is the pollutants of primary concern. The dispersion of vehicular emissions would be confined within 100 m from the road and concentration had decrease with the increase in distance from road. It was anticipated that the contribution of vehicular emissions in ambient air quality had been marginal but well within the stipulated National Ambient. At higher wind speed dispersion had been faster.

Fugitive emissions are mainly associated with material handling and transport activities. A variety of

CRCA sheets and Steel Pipes manufacturing facilities
At Village Dhatir & Dudhola, Palwal, Haryana

Draft EIA Report - Chapter 4

control measures are used to manage potential emissions from these activities, such as minimizing volumes of material stored, watering of roads, application of surface sealants, use of enclosures for powdered material storage, paving and sweeping of roads, adequate greenbelt and video surveillance. There is provision of 3 no. of Gas Gen sets of total capacity 2500 KW X 3 =75000 KW.

The stack characteristics are given in the Table 4.5 below. This had cause emission of PM, SO₂, NO₂ and CO. However, since the power generator sets are gas based; therefore, pollutants incremental load in the ambient air environment will be expected to be minimal. However, an adequate stack height of generator has been provided as per the stipulated guidelines of Central Pollution Control Board (CPCB) to facilitate proper dispersion of exhaust gases.

Table 4.5 Installed Stack Characteristics

S. No.	Stack	capacity	Stack height (m)	Stack Dia (mm)	Quantity of fuel used	Fuel /Acid type	Flue gas temperature	Velocity of the flue gas	Gas Emitted
1	Gas Gen Set	2500 kw	30	400	520 m3/h	PNG	487°C	25 m/s	Combustion gases
2	Gas Gen Set	2500 kw	30	400	520 m3/h	PNG	487°C	25 m/s	Combustion gases
3	Gas Gen Set	2500 kw	30	400	520 m3/h	PNG	487°C	25 m/s	Combustion gases
4	Boiler stack	5 TPH	20	500	90-110 m3/h	LPG	280 °C	28 m/s	Combustion gases
5	Boiler Stack	3TPH	25	400	70-80 m3/h	PNG	280 °C	23 m/s	Combustion gases
6	Pickling Stack	-	30	400	-	HCl	-	-	Acid Fumes
7	Pickling Stack	-	30	400	-	HCl	-	-	Acid Fumes
8	Pickling Stack	-	20	400	-	HCl	-	-	Acid Fumes

M/s Prompt Enterprises Pvt. Ltd.


Atmospheric dispersion modeling of pollutants from Gas gen set, Boiler stack sets was carried out using the USEPA approved air quality model Aermol. Hourly meteorological data as monitored at site was used for impact assessment study. Mixing height data are taken from publication of IMD "Atlas of Hourly Mixing Height in India, 2008". The GLC was predicted on the impact zone of 2 km x 2 km at grid spacing 100 x 100 m. The resultant GLC in the form of isopleths are given in **Figure 4.3-4.7**.

The predicted GLCs of PM₁₀, CO, NO₂ and SO₂ are found insignificant. Based on the observed meteorological condition, the 24-hours average maximum predicted GLC of NO₂ is to be 2.74 µg/ m³ and to be occurred at (660035, 3116561) m from the DG sets location. GLC of NO₂ is less than the permissible limit of 80 µg/ m³ (As per CPCB guidelines). NO₂ is the worst pollutant in the study had maximum emission in compare to SO₂, PM₁₀, CO and HC. The meteorological data for 24-hours average maximum predicted concentration is presented in the **Table 4.6**. The wind rose diagram showing the wind direction from West to East is given below in **Figure 4.2**.

CRCA sheets and Steel Pipes manufacturing facilities
At Village Dhatir & Dudhola, Patwal, Haryana

Draft EIA Report - Chapter 4

WIND ROSE PLOT



Period of Record:
Start: 01-06-2022 01:00
End: 31-05-2023 24:00

Total Records: 8760
Avg. Wind Speed: 2 m/s
Max. Wind Speed: 46.3 m/s
Calm: 24.6%
Orientation Direction: Blowing from
generated through AERMOS Cloud

Wind Speed (m/s)
[Dark Grey] > 6
[Medium Grey] 5-6
[Light Grey] 4-5
[White] 3-4
[Lightest Grey] 2-3
[Darkest Grey] 1-2

CRCA sheets and Steel Pipes manufacturing facilities
At Village Dhatir & Dudhola, Palwal, Haryana

Draft EIA Report - Chapter 4

Figure 4.2 Wind-rose Diagram

Table 4.6 The predicted incremental GLC is the maximum value predicted study area

Location	Village	Parameter	Max Baseline Concentrations (µg/m ³)	Predicted GLC – Aermod (µg/m ³)	Cumulative GLC (µg/m ³)
A1	Project Site	PM ₁₀	97.6	2.21	99.81
		PM _{2.5}	57.6	1.32	58.92
		SO ₂	9.7	6.48	16.18
		NO _x	13.6	14.17	27.77
		CO	1070	1146.44	2216.44

Spatial Distribution of 24-hours average PM₁₀ Concentrations (µg/m³)



M/s Prompt Enterprises Pvt. Ltd.

*CRCA sheets and Steel Pipes manufacturing facilities
At Village Dhatir & Dudhola, Palwal, Haryana*

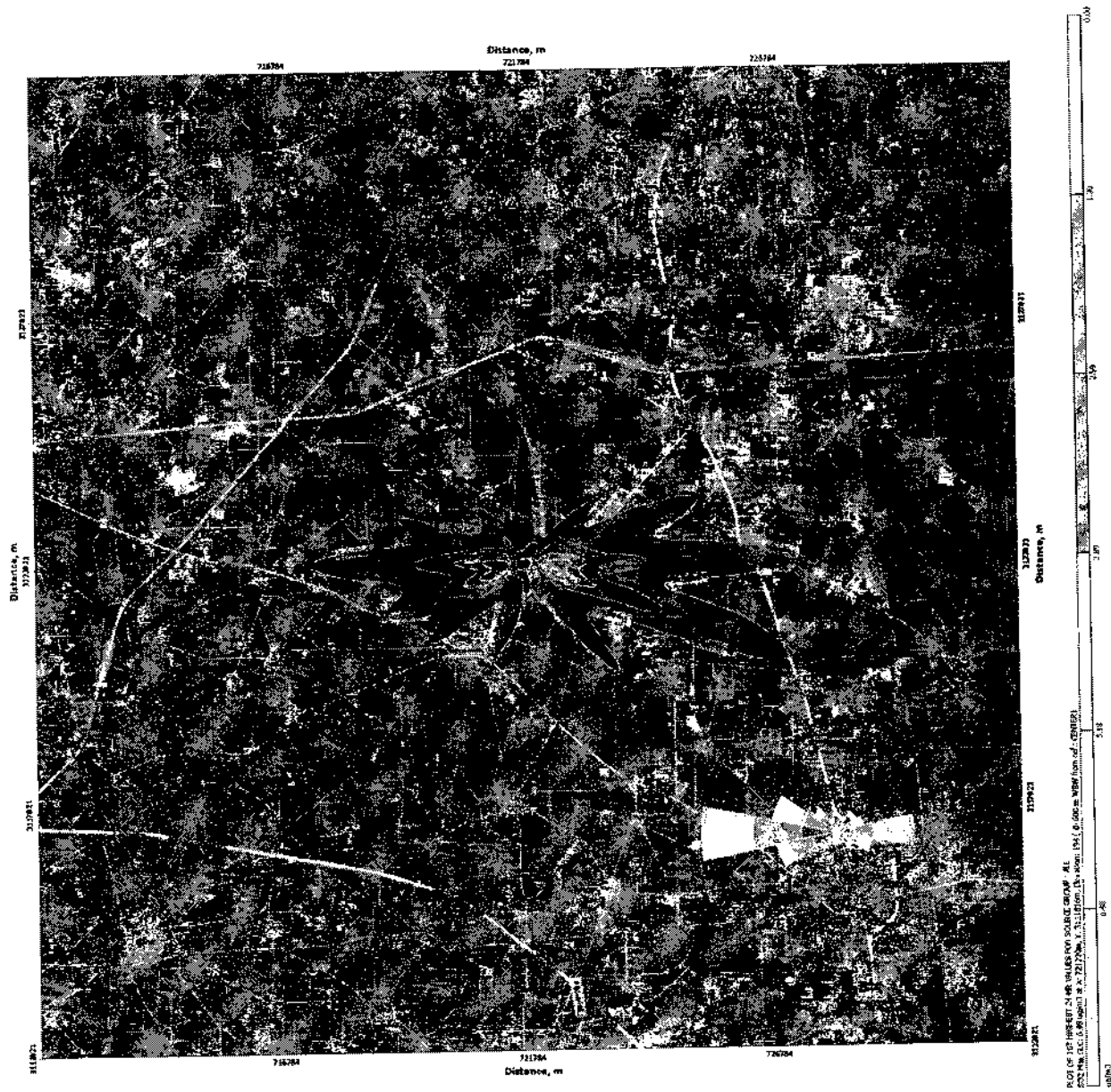
Draft EIA Report - Chapter 4

Maximum GLC of PM₁₀ 2.21µg/m³ at (600 m)
Figure 4.3: Resultant GLC in the form of Isopleths for PM₁₀

M/s Prompt Enterprises Pvt. Ltd.

197

Spatial Distribution of 24-hours average SO₂ Concentrations ($\mu\text{g}/\text{m}^3$)



plotter:/c:/g/15202/0001/0014/12/2023/SOLID WASTE MANAGEMENT CELL-HSPCB (Computer No. 10454 3191551/2024/Estt.Br

Maximum GLC of SO₂ 6.48 $\mu\text{g}/\text{m}^3$ at (600 m)
Figure 4.5: Resultant GLC in the form of Isopleths for SO₂

Mitigation Measures

- Power generator sets had complied with the applicable emission norms.
- Adequate stack height for power generator sets has been provided as per norms.
- Monitoring of emissions from Power generator sets, Boiler Stack, Pickling Stack and ambient air quality will be carried out as per norms.
- Proper signage for speed limits & no honking zones.
- Plantation and greenery development had work as barrier for the movement of pollutants and help in pollution control.

Measures Adopted For Fugitive Emission Control

The fugitive dust (PM) emissions occur from road, raw material unloading and loading and vehicle movement leading the re-suspension of settled dust. Following mitigation measures have been adopted:

- Application of water to suppress dust generation. Water sprinklers, hydrant and hoses are connected to water reservoir.
- Minimize the drop height of raw materials
- All road surfaces are paved (Concreted) and limiting the speed of vehicles within the premises.
- Regular road sweeping and cleaning

4.6.7 Noise and Vibration Environment

Anticipated Impacts

During the operational phase, noise is generated from Gas gen set, air compressors, pumps, rolling mill, material handling, vehicle movement, gearbox of the rolls and straightening machines, the shears and saws, throwing of finished products and stopping movements of the material with metal plates. The intensity of noise level decreases with increasing distance from the source due to wave divergence, atmospheric effects and objects in the transmission paths, like enclosure around the noise generating source, boundary wall, greenbelt, etc.

Major Sources of Noise: Impact machines, pneumatic equipment , machine tools, welding, material handling systems, mechanical equipment, metal to metal clatter, gearbox of the rolls and straightening machines, the pressure water pumps, the shears and saws, throwing of the finished products and the stopping movements of the material with metal plates

Major Sources of Vibration: Impact machines, Pneumatic equipment , Machine tools, Welding,

Material handling systems, Mechanical equipment , metal to metal clatter, gearbox of the rolls and straightening machines, the pressure water pumps, the shears and saws, the throwing of the finished products into a pit and the stopping movements of the material with metal plates

The equipment noise level monitored at the plant does not exceed 90 dBA except few areas. The maximum noise level at the main office of the project is measured as 57-65 dB(A) this is well within the limit for industrial area 75 dB(A).

Mitigation Measures Adopted For Control of Noise and Vibration –

Application of a vibration damping material to the chute, use of vibration damping pads, applying a damping to the matching surfaces, use of anti-vibration mounts, guards of damped metal or open mesh and use of acoustic enclosure wherever possible.

- Regular noise level monitoring
- use of ear muff/ ear plug wherever required
- Employee training on noise exposure hazards and enforcement of the use of protective devices.
- Regularly maintenance of machines and equipment, provision of PPEs. Specific attention is paid to rollers and handling, cutting and grinding activities.

4.6.8 Biological Environment – Ecological Flora & Fauna

4.6.8.1 Ecological Flora

Anticipated Impacts

The project is already existed industrial unit allotted to prompt Enterprises for the manufacturing of CRCA sheets and ERW Steel pipe by DTCP, Haryana, therefore, there had been no major impact on the local environment. Any loss of vegetation in the project site had been compensated through landscaping.

Mitigation Measures

A combination of evergreen and ornamental flowering trees, palms, shrubs and ground covers, mostly indigenous/ local plants, had been planted along the sides of the roads and in open spaces & along the boundary wall within the complex under the landscape plan. The list of tree species and Shrubs are also given in the Table 2.17 & 2.18 respectively in Chapter-2. Total green area including tree cover is 10322.2 m² in the project which is 10% of open area as per the required norms.

4.6.8.2 Ecological Fauna

M/s Prompt Enterprises Pvt. Ltd.

203

Anticipated Impacts

The project site is part of the Palwal district. There had not been any threat to biodiversity of the area due to project. All the project activities during construction will be confined within the premises of the project complex. There was no displacement of fauna – terrestrial and aquatic or creation of barriers of their movement.

Mitigation Measures

The project had no any direct or indirect adverse impacts on the fauna and avifauna of the area. However, planting of trees in the project had been an attraction to the local bird population.

4.6.9 Transport Infrastructure and Traffic Management

Anticipated Impacts

There will be increase in number of vehicles during operation phase of the project. The increase in traffic due to the project was marginal compared to the existing high volume of traffic in the area, and therefore the impact will be marginal.

Mitigation Measures

- Provision made for parking space of 318 ECS.
- The project is well connected by Prithla- Dhatir Road which is adjacent to project site which in turns directly connected to the NH-919 Highway.
- Internal roads of adequate width and separate entries and exits had been provided for smooth and one-way movement of traffic (Traffic circulation plan showing entry and exit points is attached as **Annexure XV** in Chapter-2).
- Adequate traffic management measures were managed the traffic within and outside the site.

4.6.10 Solid Waste Management

At PEPL through extensive R & D activities has identified various intermediate solid wastes/other wastes/rejects that could be used as productive inputs. The company pursues the policy of four R's -
- Recycle, Reduce, Reuse and Recover that minimizes the risk of solid waste contamination. The main objective of the company is to transform solid waste/rejects into wealth in order to benefit from it. An Integrated Solid Waste Management System has been developed for storage and disposal of solid wastes/rejects. Workforce has been trained about Integrated Waste Management System. Each section is

given a specific waste reduction target.

4.6.10.1 Major Intermediate Solid Wastes/Wastes/Rejects and Their Disposals/Utilizations

a. Scrap coils:

- All Scrap coils are collected in well-identified waste bins as per grade. After sorting, it is sent to authorize dealer.

b. Neutralized Cake from ETP:

- Neutralized cake generated from the ETP is being hand over to authorize dealer for recycling.

c. End Cuttings & Reject Product:

- All the end cuttings are collected in well-identified waste bins as per grades and sent to Steel Melting Shop for re-melting.
- All the reject materials generated are also sent to Steel Melting Shop to re-melting.

4.6.10.2 Hazardous Waste:

The only hazardous waste is Oil Soaked Clothes, Papers & Spent Oil, used PVC drums and Jerri cans which is collected at specified site for further disposal. Hazardous waste is hand over to authorize recyclers.

4.6.10.3 Municipal Solid Waste (MSW):

All wastes are sent to a dedicated separate facility outside the premises where segregation and composting is done followed by composting of biodegradable wastes. Recyclable wastes are sold to vendors and inert wastes disposed through authorized vendor of Municipal Corporation.

Table 4.7: Quantities of Intermediate Solid Waste/Wastes/Rejects Generation and Disposal

Name of Waste	Type	Existing Unit	Expansion Unit	Total Quantity	Disposal
Neutralized Cake from ETP	Non Hazardous	30 Tonne/Year	100Tonne/Year	130Tonne/Year	To authorized

*CRCA sheets and Steel Pipes manufacturing facilities
At Village Dhatir & Dudhola, Palwal, Haryana*

Draft EIA Report - Chapter 4

					Recyclers
Used Oil Waste	Hazardous	200 L/Year	650 L/Year	850 L/Year	To Authorized recycler

Mitigation Measures

PEPL possesses Authorization under Hazardous and Other Wastes (Management & Trans boundary Movement) Rules, 2016 from Haryana State Pollution Control Board valid upto 30/09/2023 (*Annexure-XVI*).

All hazardous wastes generated from project site are sold to the recyclers authorized by state pollution control board. Therefore, no adverse impact on the surrounding environment is envisaged.

4.6.11 Socio-economic Impact

Anticipated Impacts

The project site is located in the industrial area under Palwal district. The area is earmarked for CRCA sheets and Steel Pipes manufacturing facilities project. All sorts of social infrastructure like transportation facilities, water supply & sanitation facilities, communication facilities, educational institutions, hospitals, markets, banks, cultural amenities etc. already exist in the Palwal City.

In operation phase due to the project development, the surrounding area had positive impact in terms of increase in land value, public transport facilities and employment opportunities.

Noticeable, flow-on economic impacts had been experienced in other sectors of economy as a result of purchase of construction materials and employment opportunity to the personnel engaged in the development and construction.

Impact on population composition

The population composition of a place changes due to various factors viz. topography, availability of water, agricultural practices, economic development, transport facilities and migration of people. Migration of people brings changes in population size, sex ratio, adult-child ratio and size & composition of labour force. In the present case migration of people from outside the study area will be marginal as all the workers will be recruited from nearby villages.

Impact on employment generation& income

The Proposed CRCA sheets and Steel Pipes manufacturing facilities project will provide employment to

M/s Prompt Enterprises Pvt. Ltd.

many people. According to the project authority permanent employment opportunities will be given to 250 persons. The temporary skilled and unskilled workers will be 650 in total. The skilled and unskilled workers will be recruited locally preferably. The local people may get employed in the project as semi-skilled workers after necessary training.

Impact on the Local Area Development

The Infrastructural development in the area will bring other supportive facilities such as drinking water, road construction, electricity supply etc. It will help in increasing the government revenue in terms of service charges or tax etc.

Impact on the nearby inhabitants

The local people will be benefitted with the proposed project as industrial development will be envisaged due to the proposed CRCA sheets and Steel Pipes manufacturing facilities project falling in the industrial estate of Palwal. It will help in increasing the localized employment structure as well as increasing further development opportunity and increase of land prices.

Impact on GDP

It will help in increasing the State revenue as new water, electricity connections will help in increasing the revenue, tax etc. However, a very minor contribution will be made on the GDP.

Impact on Education of Children

The proposed project will help in giving stability in the education of children. The children's education will not be disrupted due to lack of money. This financial stability of families will help them in continuing the education.

Mitigation Measures

The project will have positive impacts in the operational phase as development of proposed CRCA sheets and Steel Pipes manufacturing facilities project gives positive impetus of GDP, growth in infrastructure, creates new job opportunities and income sources etc. Hence no mitigation measures are envisaged in operational phase.

4.6.12 Infrastructural Facility and Amenities

Anticipated Impact

Once the development and construction of expansion part in CRCA sheets and Steel Pipes manufacturing facilities project will be completed, there will be some long-term positive impact on the economic structure of the area. People in the area had got direct and indirect employment opportunities. Transport linkages and public transport facility may be developed due to the operation of the project. There will be increase in land value of the surrounding due to such development.

4.7 Impact Matrix

Various activities from the CRCA sheets and Steel Pipes manufacturing facilities project are likely to have some impact on the environmental constituents during its construction as well as operational phase. The impact assessment matrix given in **Table 4.8** reveals the impact associated with each activity of the project on various environmental parameters during construction and function phase respectively before any mitigation measures are implanted. To assess the severity of the impacts, they are categorized as follows:

*CRCA sheets and Steel Pipes manufacturing facilities
At Village Dhatir & Dudhola, Pabwal, Haryana*

Draft EIA Report - Chapter 4

Table 4.8 Overall Scenario of Potential Environmental Impacts in Construction & Operation Phases

Environmental Parameters	Local	Regional	Short term	Long Term	Reversible	Irreversible	Adverse	Beneficial	No Impact	Significant	Insignificant
Topography									✓		
Drainage	✓			✓	✓			✓			✓
Soil									✓		
Water Resources									✓		
Water Quality	✓		✓			✓					✓
Land Use	✓			✓		✓		✓		✓	
Air Quality	✓		✓		✓						✓
Noise	✓		✓		✓						✓
Flora	✓	✓		✓		✓		✓		✓	
Fauna	✓			✓		✓		✓		✓	
Employment	✓			✓		✓		✓		✓	
Aesthetic	✓			✓		✓		✓		✓	

*CRCA sheets and Steel Pipes manufacturing facilities
At Village Dhatir & Dudhola, Palwal, Haryana*

Draft EIA Report - Chapter 4

M/s Prompt Enterprises Pvt. Ltd.

210

CHAPTER- 5 **ANALYSIS OF ALTERNATIVE**

5.1 Introduction

This chapter analyses various alternatives to meet the objective of the project from certain identified angles as recommended in the EIA Manual published by the MOEF. These are:

- No project Scenario Not applicable as expansion has been proposed
- Siting of the project
- Technology/Process

5.2 No project Scenario

As detailed in chapter 1 and 2 there is a need for expansion due to increased requirement of CRCA sheets and ERW pipes in view of massive development projects in government and non-government sectors. Hence no project option is ruled out.

5.3 Alternate Site

This is an existing project operational since 2021. Expansion is proposed on manufacturing of same product and utilizing same raw material. Additional land has been acquired adjacent to existing site so as the existing infrastructure for power and utilities may be utilized

Hence, examining of alternate sites is not applicable for this project.

5.4 Alternative for technology

The unit has adopted latest and best technology available so far in the market for the manufacturing of proposed products to achieve maximum yield with minimum pollution and utilities consumption.

5.5 Summary

No alternative study has been examined.

CHAPTER- 6

ENVIRONMENTAL MONITORING PLAN

6.1 Introduction

The monitoring program serves the purpose of ensuring strict adherence to the specified mitigation measures outlined in the Environmental Management Plan (EMP) and achieving the desired benefits for the target area and its population. It is essential to undertake monitoring activities throughout both the construction and operation phases of the project to effectively implement the EMP and assess the effectiveness of the mitigation measures.

6.2 Performance Indicators (PIs)

The physio-chemical components are of particular significance to the project to compare with the surrounding environment on pre-project and post project development. The parameters are as listed below:

- Ambient Air quality
- Ground Water quality
- Surface Water Quality
- Ambient Noise levels
- Soil Quality
- Flora
- Stack Emission from Boiler and Gas Gen Set
- STP Inlet & Outlet
- ETP Inlet & Outlet
- Gas Gen Set Stack Emission & Noise

Of these, the following are selected as the Performance Indicators (PIs) and should be monitored, since these are well known and comparative data series exist:

- Ambient Air quality
- Ground Water quality
- Ambient Noise levels

- **Soil Quality**

To ensure the effective implementation of the mitigation measures and environmental management during construction and operation phase of project, it is essential that an effective Environmental Monitoring Plan as given in **Table 6.1**.

Ambient Air Quality (AAQ) Monitoring

Ambient air quality parameters recommended for monitoring with regard to constructional activities are PM, CO, SO₂, and NO_x. Monitoring had been carried out twice a year during construction phase in accordance to the National Ambient Air Quantity Standards. The locations with the pollution parameters to be monitored are detailed out in the Environmental Monitoring Plan (**Table 6.1**).

Noise Level Monitoring

The measurement of noise levels is carried out at all designated locations in accordance to the ambient Noise Standards formulated by CPCB as given. Noise level is monitored on twenty-four hourly basis. Noise should be recorded at "A" weighted frequency using a slow time response mode of the measuring instrument. The measurement location, duration and the noise pollution parameters to be monitored are detailed in the Environmental Monitoring Plan (**Table 6.1**).

Ground Water Monitoring

Ground Water quality parameter for monitoring will be as per drinking water standard IS 10500:2012. The parameters within the desirable and permissible parameters to be monitored are detailed out in the Environmental Monitoring Plan (**Table 6.1**)

Soil Quality Monitoring

Soil quality parameters for monitoring will be as per IS standards and APHA standards. Monitoring will be done at one location inside the project. Frequency of monitoring will be twice a year or as per conditions of EC or as per requirement of SPCB.

- An environmental monitoring program is of utmost importance as it serves several crucial purposes:
- Validate the predictions regarding environmental impacts outlined in this study: By implementing an environmental monitoring program, relevant data can be gathered and compared with the projected

outcomes stated in the study. This verification process helps ensure the accuracy of the predictions and enhances our understanding of the actual environmental consequences.

- **Aid in identifying the emergence of undesired environmental situations:** An effective monitoring program enables the timely detection of any unfavorable changes in the environment. By regularly assessing various parameters such as air and water quality, biodiversity, and ecosystem health, we can promptly identify potential issues. This early detection provides an opportunity to implement appropriate control measures and mitigate any negative impacts.
- **Evaluate the effectiveness of mitigation measures proposed in the Environmental Management Plan (EMP) and suggest improvements:** Through consistent monitoring, the performance of the mitigation measures outlined in the EMP can be assessed. If necessary, the monitoring program can also identify areas for improvement in the management plan, leading to more efficient and targeted environmental management strategies.
- **Fulfill legal and statutory obligations:** An environmental monitoring program helps organizations comply with legal and regulatory requirements related to environmental protection. By implementing a comprehensive monitoring system, organizations can demonstrate their commitment to environmental responsibility and ensure they meet the necessary obligations set forth by governing bodies.

The post project monitoring plan including areas, number and location of monitoring stations, frequency of sampling and parameters to be covered is summarized in **Table 6.1**. The monitoring is the responsibility of EMC. The post operational monitoring program is under the supervision of the Site Engineer at the project site. Monitoring is get carried out by recognized laboratories.

Table 6.1 Environmental Monitoring Plan– Construction & Operational Phase

S. No.	Particulars	Monitoring Location	Parameters	Frequency
1	Stack Emission from Boiler and Gas Gen Set	Project Site	PM, SO _x , NO _x , CO	Quarterly or as per condition of EC
2	Work place monitoring near pickling area	Pickling Area	As per NAAQS	
3	Ambient Air Quality	Project Site and	PM _{2.5} , PM ₁₀ , SO ₂ , NO _x and CO	Twice a year

CRCA sheets and Steel Pipes manufacturing facilities
At Village Dhatir & Dudhola, Palwal, Haryana

Draft EIA Report - Chapter 6

		nearby two sites		
4	Indoor Air Quality	Project Site	PM _{2.5} , PM ₁₀ , SO ₂ , NO _x and CO	Twice a year
5	Ambient Noise Level	Project Site Rolling mill area Power generator area Compressor area	Noise levels	Twice a year
6	Indoor Noise Level	Project Site	Noise levels	Twice a year
7	Soil quality	Project Site	Basic Parameters	Twice a year
8	Drinking Water	Near project site in down slope area	As per IS:10500	Quarterly
9	DG Stack Emission	Project Site	As Per Emission Standards	Quarterly
10	DG Noise Level	Project Site	As per CPCB Standards	Twice a year
11	Wastewater Quality	ETP & STP inlet and outlet	pH, TSS, TDS, BOD, COD, O&G and other parameters as per approved CTO	Quarterly

6.3 Data Management

The monitoring is being carried out at regular frequency and for the study area and further had been carried out through MoEF&CC/NABL approved laboratory. All results are maintained at the project site and submitted to the SPCB as per the reporting requirements.

6.4 Reporting Schedules

The operation phase monitoring will be carried out as per the monitoring programme mentioned in the EMP. The post operational monitoring program is under the supervision of the facility manager at the project site. Monitoring is carried out by recognized laboratories. The results of the analysis will be intimated to the project head. Any anomaly in test results will be verified into and proper corrective actions were undertaken.

A complaint register shall also be maintained to note any complaints from the staff and visitors of the PEPL project CRCA sheets and steel pipes manufacturing facilities or any other stakeholder. Corrective actions taken against the complaints were also being noted and implemented.

*CRCA sheets and Steel Pipes manufacturing facilities
At Village Dhatir & Dudhola, Palwal, Haryana*

Draft EIA Report - Chapter 6

6.5 Environmental Monitoring Budget

Table 6.2 Environmental Monitoring Plan–Construction Phase & Operational Phase

Environmental Monitoring					
S. No.	Parameter	Sample Number	Monitoring Frequency (In Year)	Unit Price (In Rs.)	Total Price (In Rs.)
1	Ambient Air	1	2	4500	9000
2	Drinking Water	1	4	5500	22000
3	Ambient Noise	1	2	2000	4000
4	Indoor Noise	2	2	2000	8000
5	Soil	1	2	3500	7000
6	D.G Set Stack Emission	3	4	4500	54000
7	D.G. Noise	3	2	2000	12000
8	Indoor Air Quality	2	2	4500	18000
9	ETP Inlet	1	4	5500	22000
10	ETP Outlet	1	4	5500	22000
11	Boiler Emission	2	4	7500	60000
12	Pickling Stack Emission	3	4	7500	90000
13	STP Inlet	1	4	5500	22000
14	STP Outlet	1	4	5500	22000
Total Environmental Monitoring Cost (In Rs.)					372000
Total Environmental Monitoring Cost (In Lakhs)					3.72

6.6 Emergency

Alarming levels of pollutants in any of the monitored component may raise alarm in the proposed project. However, such information should be made available to the all the employees through notices. The employees may also be consulted on necessary steps to be taken on an immediate and long-term basis to tide over the problem.

M/s Prompt Enterprises Pvt. Ltd.

216

*CRCA sheets and Steel Pipes manufacturing facilities
At Village Dhatir & Dudhola, Palwal, Haryana*

Draft EIA Report - Chapter 7

CHAPTER-7 **ADDITIONAL STUDIES**

7.1 Introduction

As per the EIA Notification, 2006 and its amendments thereof in this chapter details about obtaining public opinion about the proposed project, rehabilitation and resettlement details and risk associated with construction and operation of project are to be enumerated.

7.2 Public hearing

As per directives of Honorable National Green Tribunal NGT order dated 12th February, 2020 and MoEF&CC Gazette notification vide a S.O. no. 3250(E) dated 20th July, 2022, the standalone cold rolling stainless steel manufacturing industries/ units are exempted from Public hearing provided the application for the grant of TOR shall be made within a period of 1 (one) year from the date of the notification vide a S.O. no. 3250(E) dated 20th July, 2022. Hence no public consultation is required for existing part of the industry.

Public Hearing is applicable only for the expansion part of the industry. Therefore final EIA will be submitted after the incorporation of minutes/proceedings of the public hearing carried at Village: Dudhola, Tehsil and District: Palwal (Haryana).

7.3 Rehabilitation and resettlement

The CRCA sheets and Steel Pipes manufacturing facilities located At Village Dhatir & Dudhola, Palwal, Haryana is an already an existing unit for the manufacturing of 600 MT/Day CRCA sheets and 95 MT/Day ERW steel pipes located at village Dhatir & Dudhola, Palwal. There is No settlements exist within project area. No R & R Policy of Govt. of Haryana is required as the project has been acquired through Haryana State Industrial & Infrastructure Development Corporation Limited (HSIIDC), Haryana.

7.4 Risk Assessment and Disaster Management Plan

Prompt Enterprises Pvt Ltd is already established company for manufacturing of CRCA sheets and ERW Pipes with existing capacity of CRCA sheets @600 MT/Day and ERW Steel Pipe @95 MT/Day in existing plot admeasuring 42,443 m²area.The company is also undertaking expansion. The existing capacity will be increased by 1500 MT/Day in 60,879.288 m² area in a plot adjacent to existing plot.

M/s Prompt Enterprises Pvt. Ltd.

217

Hence, total proposed production capacity will be @2100 MT/Day and ERW Steel Pipe @95 MT/Day. The process of CRCA sheets and Steel Pipes manufacturing involved handling and storage of hazardous chemicals which can pose risk to life and properties in an unlikely event of emergency. It is thus considered necessary to carry out a risk assessment and disaster management plan for the project.

7.4.1 Type of Emergency, External and Internal Origin of Hazards

Following table showing activities during construction phase risks and hazards associated with these and the mitigation measures adopted to restrict eventualities are given in **Table 7.1**.

Table 7.1 Activities and Mitigation Measures during Construction

Hazards Associated with Activities	Control / Mitigation Measures
Manual Handling Strains and sprains – incorrect lifting – too heavy loads – twisting – bending – repetitive movement – body vibration.	Exercise / warm up – get help needed – control loads – rest breaks/ no exhaustion - -no rapid movement/ twisting/ bending/ repetitive movement - good housekeeping.
Falls – Slips – Trips Falls on same level – falls to surfaces below – poor housekeeping – slippery surfaces uneven surfaces – poor access to work areas climbing on and off plant – unloading materials into excavations wind – falling objects	Housekeeping - tidy workplace - guardrails, handholds, harnesses, hole cover, hoarding, no slippery floors/trip hazards-clear/safe access to work areas-egress from work areas-dust/water controlled-PPE
Fire Flammable liquids/Gases like LPG, Diesel Storage area and combustible building materials – poor housekeeping – grinding sparks - open flames, absence of Fire hydrant net work	Combustible/flammable materials properly stored/used - good housekeeping - fire extinguishers made available & Fire hydrant Network with reserve Fire water (As per NFPA Code) - Emergency Plan in case of fire or collapse of structure – Mock drills.
Absent of Personal Protective Equipment Lack of adequate footwear – head protection hearing / eye protection – respiratory protection – gloves – goggles.	Head/face-footwear-hearing/eye-skin-respiratory protection provided -training-maintenance.
Defective or wrong Hand Tools	Right tool for the job should be used properly-

*CRCAs sheets and Steel Pipes manufacturing facilities
At Village Dhatir & Dudhola, Palwal, Haryana*

Draft EIA Report - Chapter 7

Wrong tool – defective tool – struck by flying debris – caught in or on – missing guards – carbon monoxide – strains and sprains – dust.	good condition/maintenance guards-isolation-eye/face protection-flying debris controlled.
Electricity Electrocution – overhead / underground services – any leads damaged or poorly insulated – temporary repairs – no use of protective devices.	Leads good condition and earthed-no temporary repairs-no exposed wires-good insulation-no overloading-use of protective devices-testing and tagging-no overhead/underground services.
Scaffolding Poor foundation-lack of ladder access insufficient planking-lack of guardrails and toe boards-insufficient ties or other means-all scaffolds incorrectly braced or stabilized to prevent overturning.	All scaffolds correctly braced and stabilized-3:1 height to base ratio-firm foundation, plumb and level-ladder access provided and used-proper platform(3 planks/675mm)-planks secured-guardrails and toe boards-900 mm to 1100 mm high, with 200 mm of working face, mid-rail.
Ladders Carrying loads-not secured against dislodgement-defective ladders-not sufficient length-wrong position-incorrectly placed (angles, in access ways, vehicle movements).	Secured against movement or footed-ladders in good condition-regularly inspected-extend 1 m above platform-4:1 angle-out of access ways, vehicle movements-climbing-no carrying loads-3 points of contact-no higher than 3rd step down-use for access only, not working platforms.
Excavations Trench collapse-material falling in undetected underground services-falls-hazardous atmosphere struck by traffic and mobile plant.	Soil stability known-no water accumulation-existing services known-material 600 mm from edge-clear of suspended loads-hardhats/PPE-ladders-public protection-atmospheric testing-traffic controls-emergency plan
Gas Cutting and Welding Fire-welding flash, burns, fumes, electrocution in wet conditions-flashback in oxygen set, leaking cylinders, acetylene cylinders lying down-poorly maintained leads	Welding flash and burns controlled with PPE and shields-fumes controlled with ventilation and PPE (in good condition and properly positions), Gas cylinders be kept upright & secured position (properly tied)-combustible

M/s Prompt Enterprises Pvt. Ltd.

219

*CRCA sheets and Steel Pipes manufacturing facilities
At Village Dhatir & Dudhola, Palwal, Haryana*

Draft EIA Report - Chapter 7

	materials to be kept at secured place to avoid fire & Fire Extinguishers to be kept in fire prone area with training to people for its use.
Falling Material Fall during carrying/Lifting materials-dislodged tools and materials from overhead work areas.	Materials to be secured - kept away from edge-toe boards-Use of hard hats.
Crane age & Lifts Display of carrying capacity i.e. load (No. of person) incorrectly slung, defective lifting equipment, unsecured loads, craning in close proximity to building people and plant-falls-falling materials.	Periodic testing by competent authority-correctly slung/ secured loads, lifting equipment good condition-use of proper hand signals-falls while unloading controlled.
Visitors Presence at site Falls-struck by-dropped materials-road accidents-insufficient hoarding or fencing-pedestrian access past site-mechanical plant movement on and off site.	Sufficient hoarding-fencing and barricades-safe pedestrian access past site traffic management for loading and delivery-construction separated from occupied areas of projects.

Apart from above mitigation measures, first aid facility is available at the construction site. First aid is being provided immediately after an accident to injure. Nearby hospital is Om Premia Hospital, Delhi-Mathura Road (Distance 7.1 km in the ESE direction). Nearest Police station is Police Chawki, Palwal, Haryana (Distance 3.6 km in the W direction).

7.4.2 Hazards identification during operation phase

The existing project uses hazardous chemicals in the process which are stored and handled as per MSIHC rules. Some of the hazardous chemicals used in the manufacturing process are acids, PNG/LPG, H₂ etc. A list of these chemicals and gases that are stored for the existing plant as well as proposed expansion are detailed in the **Table 7.2**.

*CRCAs sheets and Steel Pipes manufacturing facilities
At Village Dhatir & Dudhola, Palwal, Haryana*

Draft EIA Report - Chapter 7

Table 7.2 List of Chemical/Gas used in the process and their storage capacity

S. No.	Fuel Type	Storage capacity	Type
1	Diesel	30 KL	Under Ground
2	HCl	40 KL X 4 No.	Over Ground
3	LPG	422 kg X8 Nos per Day	Over Ground
4	PNG	-	Suppling through Pipe Line
5	N ₂	10 KL	Over Ground
6	H ₂	6 m ³ X 172 Nos per Day	Over Ground

These are stored in designated area inside the factory premises complying with applicable PESO norms. License have been obtained from PESO and Statement of renewal of Existing Explosive Licenses vide license no **P/NC/HN/15/1870 (P394505)** valid up to 31.12.2023 is enclosed as **Annexure-III**

7.5 Emergency Response Plan (ERP)

The overall objective of an Emergency Response Plan (ERP) is to make use of the combined resources at the site and outside services to achieve the following:

- To localize the emergency and if possible, eliminate it;
- To minimize the effects of the accident on people and property;
- Planning the rescue and medical treatment of casualties;
- Safeguard other people;
- Evacuate workers to safe areas or common emergency area;
- Informing and collaborating with statutory authorities;
- Initially contain and ultimately bring the incident under control;
- Preserve relevant records and equipment for the subsequent enquiry into the cause and circumstances of the emergency;
- Investigating and taking steps to prevent reoccurrence.

The ERP is therefore related to identification of sources from which hazards can arise and the maximum credible loss scenario that can take place in the concerned area. The plan takes into account the maximum credible loss scenario-actions that can successfully mitigate the effects of losses/emergency need to be

M/s Prompt Enterprises Pvt. Ltd.

*CRCA sheets and Steel Pipes manufacturing facilities
At Village Dhatir & Dudhola, Palwal, Haryana*

Draft EIA Report - Chapter 7

well planned so that they would require less effort and resources to control and terminate emergencies, should the same occur.

Standards and codes used in building construction to minimize the risk of natural calamities like wind load, seismic load (earthquake), thunder storm/ lightning etc, as per NBC 2016 are given below:

Design Standards

- IS: 456-2000 - Code of Practice for Plain and Reinforced Concrete
- IS: 875 (Part 1 to 5)-1987 - Code of Practice for Design Loads (Other Than Earthquake) for Buildings and Structures.
 - Part-1 Dead Loads- Unit Weights of Building Materials and Stored Materials
 - Part-2 Imposed Load
 - Part-3 Wind Loads
 - Part-4 Snow Loads (Not relevant in this case)
 - Part-5 Special Loads and Combinations
- IS: 1893 (Part 1)-2002 - Criteria for Earthquake Resistant Design of Structures
- IS: 4326- Earthquake resistant design and construction of building
- IS: 13920-1993-Code of Practice for Ductile Detailing of Reinforced Concrete Structures subjected to Seismic Forces
- IS: 3370 (Part I, II & IV) - 1965: Code of practice for concrete structure for the storage of liquids
- IS: 2950 (Part I) Code of practice for design and construction of raft foundations
- IS: 1904- Code of practice for design and construction of foundations in soils
- IS: 800-2007-General construction in steel-code of practice.

Main hazards identified for the project include hazards pertaining to fires in buildings and fire in diesel storage areas, earthquake and LPG leakage and an ERP pertaining to these is described in the following section.

7.6 Risk Mitigation Measures

Plant Operation

- Every set screw, bolt or key on any revolving shaft, spindle, wheel or pinion shall be so sunk, encased or effectively guarded as to prevent danger;
- All spur, worm and other toothed or friction gearing which does not require frequent adjustment

M/s Prompt Enterprises Pvt. Ltd.

222

while in motion shall be completely encased.

- suitable striking gear or other efficient mechanical appliance shall be provided and maintained and used to move driving belts to and from fast and loose pulleys which form part of the transmission machinery, and such gear or appliances shall be so constructed, placed and maintained as to prevent the belt from creeping back on to the fast pulley;
- Driving belts when not in use shall not be allowed to rest or ride upon shafting in motion.
- Suitable devices for cutting off power in emergencies from running machinery shall be provided and maintained in every workroom.
- All hoists and lifts are of good mechanical construction, sound material and adequate strength and properly maintained,
- All hoists and lifts are thoroughly examined by a competent person at least once in every period of six months and a register shall be kept containing the prescribed particulars of every such examination.
- Every hoist way and lift way is protected by an enclosure fitted with gates, and is so constructed as to prevent any person or thing from being trapped between any part of the hoist or lift and any fixed structure or moving part.
- The maximum safe working load shall be plainly marked on every hoist or lift, and no load greater than such load shall be carried thereon;
- The cage of every hoist or lift used for carrying persons shall be fitted with a gate on each side from which access is afforded to a landing.
- The belt drives including the joint and the pulley rim, are in good repair,
- Secure footholds are provided for the operator;
- Ladders in use for carrying out any examination or operation are securely fixed or lashed or is firmly held by a second person.
- The safe working peripheral speed of ever cage, basket, flywheel, pulley, disc or similar appliance driven by power will not be exceeded.
- Plant or machinery or any part thereof is operated at a pressure above atmospheric pressure, effective measures are taken to ensure that the safe working pressure of such plant or machinery or part is not exceeded.
- All floors, steps, stairs, passages and gangways shall be of sound construction and properly maintained.

- The conveyors on which raw sheets, processed sheets and products are moving shall be properly fenced.

General

- All safety and health codes prescribed by the BIS have been implemented through the Integrated Management System.
- Safety data sheets of the chemicals are displayed at specific locations (near the storage and handling areas).
- Fire hydrants are located at all convenient points across the plant and storage of water and its availability is ensured round the clock,
- Fire extinguishing equipment, sand buckets, water sprinklers and water hoses are provided at strategic locations.
- Dry type/ CO2 fire extinguishers will be used in case there is fire due to electrical appliances.
- For protection of the plant against fire hazard, hydrant system, medium velocity spray system, Portable fire extinguishers, Fire alarm system have been provided.
- Fire hydrant points are provided throughout the plant premises. medium velocity spray system has been provided for protection of transformers, cable galleries, fuel oil storage tanks.
- Water for hydrant, spray and sprinkler systems are supplied from the fire water pumps located in fire water pump house.
- Fire detection and alarm system are provided to detect fire/smoke in vulnerable areas of the plant through smoke / heat detectors.
- Bunds / Dykes have been provided with adequate space in between and are subjected to regular visual inspection.
- Storage areas for oil, paint, and bags, etc. Are appropriately designed and operated to minimize the risk of releases to the environment. Storage areas are located away from water source and public access and protected against vandalism.
- Storage areas are displayed appropriate safety signs and notices and all containers, packages are clearly labeled. Where ever any chances of spillage are there, which could be harmful to the environment, the areas are appropriately banded.

7.6.1 On site Disaster Management Plan (DMP)

M/s Prompt Enterprises Pvt. Ltd.

224

The aim of disaster management is to ensure possible accidents are prevented by efficient operation, preventive maintenance, regular inspection, raising staff awareness and training on proper usage of safety equipment. DMP formulates a procedure for controlling disaster with minimum damage to men, material and machines, evacuating the victims to safer places, rescuing the victims and providing them medical treatment, rehabilitating the affected areas, delegating specific tasks to staff (avoid overlapping of activities within various groups) and preserving relevant records as evidence in any subsequent inquiry.

The general structure of DMP is described below:

- Emergency team leader is called site main controller (SMC) who shall be the plant manager. He shall lead the emergency response team. In his absence the senior most person available at plant shall act as emergency team leader.
- Besides the top officials described above, rest of the employees shall be divided into three action teams namely A, B, C.
- Action team A consists of staff of section in which accident has occurred. Team A will initiate action in case of an emergency.
- Action team B consists of staff of non-affected section and maintenance department. Team B will help team A by remaining in their respective sections and preparing to comply with specific instructions of SMC.
- Action team C consists of supporting staff i.e., security supervisor, shift supervisor and ancillary people comprising of contractor, labour. Team C consisting of supporting staff will help Team A as and when required and receive direction from Team B to act. Team C will help in evacuating the affected personal to safer place, under the supervision of Team B.
- A multi-channel communication network will connect Site Emergency Control Room (SECR) to control rooms of various other departments and the nearest fire station, medical Centre and district hospital/private hospital.
- The onsite emergency will in all probability commence with fire or burns and the victims shall be the members of operational staff on duty. In case a staff member on duty spots the emergency, he shall go to nearest emergency alarm location. He shall inform the exact location and nature of emergency to the firefighting station. In accordance with work emergency procedure, the following key activities shall immediately take place to control the emergency.
- On site crew shall arrive at the site of incident with necessary equipment.

*CRCA sheets and Steel Pipes manufacturing facilities
At Village Dhatir & Dudhola, Palwal, Haryana*

Draft EIA Report - Chapter 7

- Emergency security controller shall commence his role from main gate office.
- Site Main Controller shall arrive at SECR with members of his advisory and communication team and assume absolute control of the site. He shall receive information continuously from incident controller and give decisions and directions to the following:

Incident controller

Site in charge

Plant control room

Security officer

Site or shift medical officer

- After all the key emergency personnel have taken up their respective positions, the incident controller shall use communication system to convey and receive the messages. At the site of incident, the incident controller shall directly handle the emergency with the help of specific support group such as Team C.
- At the main gate, the Emergency Security Controller and Personnel Manager will contact external agencies. At the site first aid center, the designated staff will take control of medical support services. Site Main Controller shall direct and decide all issues and direct the following aspects:
 - Whether the incident controller requires reinforcement of manpower and facilities.
 - Whether the plant operation shall be shut down or kept in running condition.
 - Whether the staff in other locations shall be kept indoors or evacuated and assembled at predefined safe areas.
 - Whether the missing staff members shall be searched or rescued.
 - Whether off-site emergency plan shall be activated and message to that effect shall be sent to the District Headquarter / Administration.
 - Whether and when outside emergency services shall be called.
- Respond to any large size complaints from outside public and to assess an off-site impact arising out of the on-site emergency.
- When the incident has eventually been brought under control as declared by the incident controller, the SMC will send two members of his advisory team as incident site for the following purpose:
 - To conduct an on-the-spot assessment of total damage and prevalent condition with particular attention to possibility of recurrence of the emergency situation, which may be temporarily under control.
 - To inspect other parts of site which might have been affected by impact of incident.
 - To inspect the personnel collection centers and roll call centers, to check if all persons on duty have been

M/s Prompt Enterprises Pvt. Ltd.

226

*CRCA sheets and Steel Pipes manufacturing facilities
At Village Dhatir & Dudhola, Palwal, Haryana*

Draft EIA Report - Chapter 7

accounted for.

- To inspect all the control rooms of the plant in order to assess and record the status of respective plants and to supervise any residual action that is deemed necessary.
- Once the emergency situation comes under control, the advisory team shall return to SECR with their observations, report and submit the findings in writing to SMC. Based on the reports, SMC shall communicate further directives to all emergency management sub-centers and finally declare and communicate termination of emergency and authorize step by step restoration of normal operation of the affected plant. Emergency security controller and personnel manager shall deal with all the members of public and other local bodies from the main gate office.
- During the entire period of emergency, the site shall remain out of bounds to external visitors except for the following officials: District fire personnel, District hospital ambulance staff, District administration, Factory Inspectorate Officers / Labour Commissioner, Officers of State Pollution Control Board, Insurance authorities.

Prompt Enterprises has prepared On-site Emergency Plan (Disaster Management Plan) which is approved by the concerned authority under the provisions of Factories Act. All safety and health codes prescribed by the BIS are implemented. Safety data sheets of the hazardous chemicals are displayed at specific locations. Fire hydrants are located at all convenient and strategic points along the major drains and checked for water availability on regular basis. Fire extinguishing equipment, sand buckets, water sprinklers and water hoses are provided at all convenient point. Fire, heat, smoke and hydrocarbon detection alarms have been installed.

7.6.1.1 List of PPEs provided:

PPE's & Safety rescue items are provided to workers (depending upon the associated risk at the job); Chemical cartridge type gas mask (self-contained breathing apparatus), Self-rescue type gas filters (with oxygen cylinder or compressed air), Mechanical filters, Fire proximity suits, asbestos aprons or aluminized asbestos suits), Safety helmets, Face shields, Petromax /Torches, Axes/hand saw, Fire entry suits, Fire blankets, Gloves (PVC, asbestos, special rubber make), Ropes, Ladders, Tested Rubber Hand glove , Blanket, Rubber sole shoes and gum boots, Safety shoes with toe protection, Shoes with non-skid soles, Safety belt with life line.

M/s Prompt Enterprises Pvt. Ltd.

227

*CRCA sheets and Steel Pipes manufacturing facilities
At Village Dhatir & Dudhola, Palwal, Haryana*

Draft EIA Report - Chapter 7

7.6.2 Offsite Disaster Management plan

The emergency situation in Prompt Enterprises Pvt Ltd existing plant as well as expansion plan can be classified in following three categories:

Level 1: This is an emergency or an incident which; can be effectively and safely managed, and contained within the site, location or installation by the available resources;

Has no impact outside the site, location or installation site of the machineries

Level 2: This is an emergency or an incident which; cannot be effectively and safely managed or contained at the location or installation by available resource and additional support is alerted or required.

Has the potential to have an effect beyond the site, location or installation and where external support of mutual aid partner may be involved;

Level 3: This is an emergency or an incident with off-site impact which could be catastrophic and is likely to affect the population, property and environment inside and outside the installation, and management and control is done by district administration.

Although the Level 3 emergency falls under the purview of District Authority but till they step in, it should be responsibility of the unit to manage the emergency. Such types of emergencies are listed below:

Man-made Cause	Natural Cause	Extraneous
Fire	Flood	Riots/ Civil disorder
Explosion	Earthquake	Terrorisms
Failure of critical control system	Cyclone	Sabotage
Design deficiency	Outbreak of Disease	Bomb Threat
Unsafe Acts	Extensive Rains	War/Hit by missiles
In-adequate maintenance	Tsunami	Abduction Food poisoning / Water Poisoning

Apart from above mitigation measures, first aid facility is available at the project site. First aid is being provided immediately after an accident to injure. Nearby hospital are Om Premia Hospital, Delhi-Mathura Road (7.1 km, ESE). Nearest Police station is Police Chawki, Palwal, Haryana, (3.6 km, W).

Type of emergency facilities/ actions required from outside bodies:

a) Firefighting facilities required: Factory will have its own firefighting facilities but during emergency,

M/s Prompt Enterprises Pvt. Ltd.

fire brigade may be called.

b) Police help required during emergency for evacuation of the people, traffic control security arrangements etc. will be available.

c) Medical help required: seriously injured personnel may be referred to the local Hospital/Nursing Home/ESI Hospital depending upon the gravity and type of injuries.

EDUCATION OF PUBLIC: People living within the influence zone will be educated on the emergency in a suitable manner. This can be achieved only through the Local and District Authorities. However, necessary information can be extended to the Authority.

7.7 Natural Resources Conservation

The project leads to utilization of various natural resources. As an environmentally responsible corporate, the developers endeavor to conserve these resources by good management, treatment, recycling, reuse with the help of new technology for minimization of wastages and effective usage of resources.

Already we are conserving natural resources at project site in the existing phase and same will be adopted for the proposed expansion part of the project.

7.7.1 Conservation of Water Resources

At present fresh water source for domestic and Industrial usage is groundwater. The water conservation measures are being adopted and followed at site during construction as well as operational phase. Dual flushing cisterns and other water efficiency fixtures will be installed in the project site.

Treatment and recycling

At present in the existing unit, the effluent generated for the plant operation is being treated in the 220 KLD capacity ETP. The Capacity of ETP plant will be enhance in the expansion unit operation. After expansion ETP capacity will be 450 KLD. The wastewater generated from domestic usage will be treated in the 30 KLD capacity STP.

This is enabling the treated wastewater to be re-used for reuse in the process, flushing, and horticulture thereby minimizing the requirement of freshwater for these purposes. Thus, the net fresh water demand for the project is less than the quantity of treated sewage to be used in the project.

Reduced use of Water

Dual plumbing system will be provided at site for the recycling of treated water from STP, which save the consumption of fresh water. Similarly, wastewater generated from ETP is being recycle and reuse

again in the process. This results in saving fresh water demand.

7.7.2 Storm water Management and Rainwater Harvesting

The increased hard surface of CRCA sheets and Steel Pipes manufacturing facilities project increases the rainwater/storm water runoff as compared to the otherwise barren land. It is proposed to harvest rainwater run-off that is recharge the groundwater resource while reducing the burden of storm water management of the area and eventually natural water bodies. The storm water is treated through an oil and grease trap and allowed to flow through layers of sand and gravel for filtration prior to reaching the water table, to avoid any possibility of groundwater contamination.

The following management measures are suggested to protect the water quality during construction phase.

- Avoid excavation during monsoon season.
- Care would be taken to avoid soil erosion.
- To prevent surface and ground water contamination by oil/grease, leak proof containers would be used for storage and transportation of oil/grease. The floors of oil/grease handling area would be kept effectively impervious.
- Collection and settling of storm water, prohibition of equipment wash downs, and prevention of soil loss and toxic release from the construction site was adhered to minimize water pollution. Most of the storm water produced on site is harvested for ground water recharge. Thus proper management of this resource has been taken care to ensure that it is free of contamination. A detailed Storm Water Management Plan has been developed which consider the sources of storm water. The plan incorporates best management practices which include the following:
 - Regular inspection and cleaning of storm drains.
 - Installation of clarifiers or oil/ water separators system of adequate capacity around parking areas and garages as per requirement.
 - Cover waste storage areas.
 - Avoid application of pesticides and herbicides before wet season.
 - Conducting routine inspections to ensure cleanliness.
 - Preparation of spill response plans, particularly for fuel and oil storage areas.
 - Provision of silt traps in rain water harvesting system.

7.7.3 Energy Conservation

Efforts are being taken for energy conservation using passive solar architecture wherever it is possible.

7.7.3.1 Energy Efficient Features

The energy efficiency features of the project are:

- LED based lighting fixtures in the common areas
- Energy efficient motors and pumps
- Appropriate design to reduce heat gain and loss

7.8 Traffic Study

Anthropogenic emissions not only contribute to the Greenhouse effect but also participate in the reaction resulting in photochemical oxidants. The effect of photochemical oxidants is well known for forming smog. Among the anthropogenic sources of pollutants forming the greenhouse gases, burning of fossil fuels constitute a major source. Highway mobile sources that contribute significantly to poor quality of air have not been regulated for the past two decades.

In Industries, trucks and four wheelers are a very popular mode of transport of raw material and products. Most of them are powered by six and four-stroke engines because of initial and maintenance costs. However, they have high emission levels causing air pollution. The objective of traffic study and emission quantification is to assess the magnitude of the emissions resulting from two wheelers, three wheelers and four wheelers that are extensively used as a means of common transport.

7.8.1 Traffic Impact Studies & Management Measures

The city is nearby the project site but it is connected with the service roads and in turn connected with Prithla- Dhatir Road which is adjacent to project site which is directly connected to the NH-919 Highway and hence traffic is also spread out.

7.8.2 Traffic Management Measures

- The road markings, Lane markings, Signs and Signage are clearly shown.
- To establish smooth entry & exit of vehicles, bell mouth shape geometry is provided at the gates. This ensures smooth transition for merging of vehicles.
- Rubber humps are introduced for the outgoing vehicles at the exit gate drive way.
- All gates are manned with efficient security who can guide the entry and exit of vehicles.

*CRCA sheets and Steel Pipes manufacturing facilities
At Village Dhatir & Dudhola, Palwal, Haryana*

Draft EIA Report - Chapter 7

- All precautionary measures are ensured for the safety of workers while working at the site.
- Adequate sign & guide posts for traffic as per IRC (Indian Roads Congress) to be installed.
- Road marking, STOP lines, parking lanes, slot numbers etc, must be clearly painted so as to guide the drivers.

CHAPTER-8 **PROJECT BENEFITS**

8.1 General

The project is manufacturing of CRCA sheets and ERW Pipes located at Village Dhatir & Dudhola, Palwal, Haryana by M/s Prompt Enterprises Pvt. Ltd. over a land measuring 25.53 acres (Existing + Expansion) with the production capacity CRCA sheets @2100 MT/Day and ERW Steel Pipe @95 MT/Day.

The salient features of the project include:

- Efficient usage of water
- Wastewater treatment and recycling-reuse of treated sewage
- Storm water management and rain water harvesting
- Power supply through Gas Gen sets with Adequate stack height as per norms
- Traffic circulation and adequate parking facilities
- Solid waste management
- Landscape development and tree plantation
- Advanced fire protection systems
- Firefighting system as per NBC and emergency alarm system
- Multi-tiered security

8.2 Physical Infrastructure

The physical infrastructure of the local areas adjoining to the project site will greatly improve.

The project helps in meeting the growing employment need for people; it also provides state-of-the-art of modern terms of comfort and safety for its residents and visitors. Care has been taken to provide the occupants and visitors with necessary facilities as power, water supply, parking spaces, and landscaping, wide internal roads that are safe and secure.

8.3 Social Infrastructure

Project helps in meeting the growing employment needs for the local people. The project of this scale sets in an overall development of the region with construction of new or maintenance and widening of existing roads, power supply and water supply, since it is a large project it helps in meeting the growing

residential needs of people and commercial needs of the nearby areas. Also, it brings the focus of the development authorities in the locality.

The social infrastructure near the project area will greatly improve due to;

- Employment generation both direct and indirect.
- Peripheral development
- Improved income levels arising from the employment and trading opportunity due to the project and,
- Improvement in facilities for education, communication, health care, etc, as narrated earlier.

8.4 Economic Benefits

The project has positive impact on the local economy in a convenient way. For existing phase, the construction phase of the project was engaging a large number of construction workers, whether skilled, semi-skilled or unskilled. The workers also being ensured welfare facilities such as drinking water, sheds for resting, medical facilities. Public transport facilities are also likely to be increased in link with the development of the area. The expansion phase of the project will follow the same approach.

8.5 Environmental Benefits

The project design had been made with due consideration of environmental measures to minimize the usage of natural resources and conservation of resources through optimal usage in a planned manner. The project at development phase will have several direct and indirect environmental benefits which are in terms of.

- Compliance of all provisions of EPA act ensures protection of Environment.
- Peripheral plantation will not only arrest the dust particles, but also will act as a source of oxygen for the area.
- With good governance by the management, there will be optimization of resource usage and utilization of alternative source of energy instead of conventional energy sources. This will indirectly reduce the carbon footprint for this area.
- Majority of the rejects generated from the process is recycled back in the process.
- Development of rainwater harvesting facility will act as a recharge point for the downstream ground water table conditions. This will have a positive impact for conservation of water and usage other than industrial purposes.
- The project employs zero discharge system and no wastewater is discharged outside the plant.

8.6 Parking Facilities & Traffic Management

The vehicles to be engaged in the transport of Raw material and products are being ensured to have pollution under check / control certificate and no vehicle was being allowed without PUC certificate in existing phase. The expansion phase of the project will follow the same approach.

There is sufficient parking space for the vehicles in existing unit as per the norms. The project has parking space of 318 ECS. Wide internal road and separate entry and exits are provided for the smooth traffic movement within the project complex. The project has roads on the periphery that facilitate the movement of traffic. Internal roads with suitable width had also been provided. The vehicular traffic will be around the periphery of the project without disturbing the landscaped areas and organized open spaces. Traffic Circulation plan is attached as *Annexure XV*.

8.7 Conservation of Energy

The power demand will be met from the Dakshin Haryana Bijli Vitran Nigam. There is provision of 3 no. of Gas Gen set of total capacity 7500 kw (2500 kw X 3). The Gas Gen sets are equipped with acoustic enclosure to minimize noise generation and adequate stack height for proper dispersion. PNG is using as fuel minimizing the pollutant emissions.

Energy Conservation measures and saving adopted by PEPL:

- Installation of Energy Efficient LED light
- Installation of Energy Efficient pump and motors
- Use of AC motors

8.8 Conservation of Water

Fresh water requirement is met from Borewell Supply. There will not be any diversion of water from other sources. Wastewater generation by staff will be 24 KLD which will be treated in the 30 KLD capacity of STP. After treatment the treated water is used for firefighting system, floor washing, dust suppression and horticulture etc. Total Effluent generated from the Project is 370 KLD (52 KLD from existing Unit and 318 KLD will be generated from Expansion unit). The effluent generated from the Project operation will be treated in the 450 KLD ETP and recycled back to the process as make-up, to attain "zero" effluent discharge, facilitating adequate re-use of water in the respective re-circulating systems and economizing on the make-up water requirement without polluting the land or water

environment.

8.8.1 Dual Plumbing Plan

There is a proposal of dual plumbing system for using recycled treated sewage, which save the consumption of fresh water from municipal supply or groundwater. There will be two pipe lines, one supplying freshwater for drinking, washing etc. and other for supply of recycled treated sewage for flushing, landscape irrigation. This will results in saving fresh water demand.

8.8.2 Storm water Drainage and Rainwater Harvesting

The terrain exhibits a subtle and gradual incline, facilitating effective surface runoff. It is anticipated that the project will not modify or impede any existing water flow paths. Furthermore, there are no natural water channels traversing the project location. Therefore, the plan does not entail modifying the natural drainage systems.

The rainwater harvested the project area is being stored in Rain Water Storage Tank which will be recycle or reuse for various activities in the project site.

Since there are no natural water bodies near the site, the project does not pose any risk of surface water pollution.

8.9 Air Environment

In construction phase water sprinkling will be carried out to suppress the dust generating from excavation, loading, unloading & construction activities to minimize the air pollution. The emission from the stacks attached to standby Gas Gen set will be very less.

However suitable mitigation measures will be adopted to have less impact on environment.

- Gas Gen sets will comply with the applicable emission norms.
- The stacks of Gas Gen sets will be provided at appropriate height as per norm so that the emission get dispersed properly and not affect the surrounding air-environment.

The main benefit of clean air in the construction phase will improve workers health. They will not prone to any respiratory problems.

During operation stage, monitoring of emissions from Gas Gen sets, Boiler Stack, annealing furnace stack and ambient air quality will be carried out as per norms.

The prime benefit during operational phase with good air quality is that it reduces the chances of

respiratory problems of residents, staff etc. It also improves the aesthetics of the project. It increases the growth and development of plants and trees at the project site.

8.10 Noise Environment

All the Gas Gen sets will be as per the E (P) Rule and noise level from the Gas Gen sets is as per the prevailing standards.

- Gas Gen sets was installed in the basement to minimize the impact on ambient noise.
- Separate room is being provided with lining/ treatment to insure 25 dB (A) insertion loss as per the regulations.
- Adequate exhaust mufflers are being provided as per norms to limit the noise.
- The Gas Gen sets was built in damper for anti-vibration.

8.11 Conservation of tree and plant species

No threatened, rare, endangered or endemic species were observed during the survey at project site & nearby areas. Moreover, the landscape plan had been designed for greenery development and plantation of tree species within the project complex which improves the aesthetic, reduce the pollution and provide fresh air environment and a visual retreat and relaxation to the population.

8.12 Reduce, Recycle and Reuse

- The excavated earth material will be used partly for backfilling and leveling. The excess excavated earth will disposed in vacant low-lying lands of project. The topsoil will be preserved separately and will reused for horticultural purpose.
- Waste such as steel, iron rods etc. from construction activities will be recycled and reused as far as possible.
- The wastewater will be treated in the STP and will reused for toilet flushing, cooling, and horticulture purpose making the unit as zero discharge during operation phase of the project. Dewatered/ dried sludge from STP will be used as manure in horticulture.
- Recyclable/ non-biodegradable solid wastes comprising paper, plastic, glass etc., is being sold to authorized recyclers for reuse.

8.13 Employment Potential

The plant would operate for about 330 days in a year. The estimated requirement of employment is about

employees is about 900 employees (direct and indirect) to operate the both existing and proposed plant.

8.13.1 Direct Employment

At present the existing plant engages approx. 100 company staffs and 300 staffs under contractual basis. In the expansion phase approx. 150 permanent staff and 350 staff under contractual basis are proposed to be engaged. Local people are always given preference in employment as per their skill and qualification. This enhances the present socio economic status of the local people.

8.13.2 Indirect Employment

Besides a number of semiskilled and unskilled workers are also involved for peripheral activities like transport, logistics, engineering, Services, commercial services etc. Ancillary growth of shop establishments (like that of grocery shops, garment shops, furniture shops), medical stores etc. also create opportunities for indirect employment.

8.14 Other Tangible Benefits

The project benefits also includes revenue earnings to the district and state through road tax, income by registration of trucks & trailers, income tax, GST, corporate tax etc. Corporate Responsibility for Environmental Protection (CREP) for steel industry is being complied. This results in lowest possible emissions, water conservation and reuse of treated wastewater and solid waste utilization which in turn lowers cost of production and conservation of resources.

CHAPTER -9

ENVIRONMENTAL COST BENEFIT ANALYSIS

9.1 Introduction

Environmental cost-benefit analysis (CBA) is the application of CBA to projects or policies that have the deliberate aim of environmental improvement or actions that somehow affect the natural environment as an indirect consequence.

External effects of a project are usually defined as income or income-equivalent welfare changes for individuals or groups not directly affiliated with the project. A project generating external effects neither receives nor makes a full financial payment to these individuals or groups. In economic analysis, all environmental effects, both costs and benefits, should be identified and, where possible, quantified. Environmental effects can be quantified by measuring the change in output that these effects cause in the economy. It is recognized, however, that some environmental effects, because of their nature, do not readily lend themselves to quantification.

The production capacity of the existing project is as below:

Table 9.1 Production capacity of project

S. No.	Product	Quantity		Total Production capacity	Unit
		Existing Plant	Expansion Unit		
1	CRCA Sheets	600	1500	2100	Metric Tonnes/Day
2	Steel Pipes	95	-	95	Metric Tonnes/Day

With proper environmental management already adopted by the project, the emission from the plant does not pose any further damage to the environment. Also the socio-economic benefit from the project is immense as it has ushered the local area with employment and ancillary development and revenue generation.

9.2 Study of Environmental impacts of Project

The environmental impacts identified in the study are measured as the differences between the following three scenarios –

9.2.1 Scenario A: No Existence of the Project

With no project scenario, this will lead to -

- Increase the gap of demand and supply of cold rolled products of stainless steel.
- Increase the burden on nature by not recycling the scrap material resulting in failure to bring sustainability in steel sector.
- Failure to drive circular economy in the business of steel sector.
- Loss of employment, revenue generation and local infrastructure development due to no project scenario.
- Loss of Govt. revenue if the project was not established.

In order to match the existing stainless steel production, following resources would have been consumed.

Resource Utilization to match the Existing production capacity:

Table 9.2 Raw Material of project

Sr. No.	Product	Quantity (Existing Plant)	Quantity (Proposed Expansion Unit)	Total Quantity
1	Hot Rolled Coils of Stainless Steel	700 MT/Day	1700 MT/Day	2400Day

9.2.2 Scenario B: Establishing the Project without Planning and Environmental Management Practices

In this case there will unabated release of pollutants which will destroy the environment as discussed in chapter-4.

9.2.3 Scenario C: Establishing the Project with Planning and Environmental Management Practices

a) Reduction in Carbon Footprint

Prompt Enterprises has taken following steps to reduce carbon footprint -

- PEPL uses 100% **clean fuel** [PNG/LPG] to make cold rolled product and special product.
- PEPL is working on 6R Rethink, Refuse, Reduce, Reuse, Recycle, Repair to increase this culture.
- PEPL has plan to recycle ETP process sludge by using it for making bricks.

b) Establishing Acid Free Lines

The Cold rolling division has 14 Horizontal annealing lines where no acid is used to finish the Cold rolled Product and Special Product.

c) Water Conservation

Working on 6 R i.e. Rethink, Refuse, Reduce, Reuse, Recycle, Repair to increase this culture Prompt enterprises is committed to reduce its specific water consumption in Cold Rolled pickled annealed product. Entire effluent from industrial operations and domestic uses is treated and reused after treatment. Existing unit has adopted Zero Liquid Discharge System [ZLD].

d) Waste Minimization/Utilization

PEPL has plan to recycle ETP process sludge by using it for making bricks.

e) Future Plan to reduce Carbon Emission

Renewable Energy and ESG update:

The Company aims to install rooftop solar power generation and waste management systems in the future in order to promote renewable energy use.

9.3 Conclusion:

- It can be concluded safely that working on the policy of 6R i.e. Rethink, Refuse, Reduce, Reuse, Recycle, Repair, PEPL will be able to bring sustainability in the steel sector as well drive the circular economy in the steel sector business.
- The existing unit with its adequate environmental management system and continual improvement in energy, raw material, water efficiency of different production units will maximize the value of raw materials by encouraging practices such as reuse and remanufacturing.

Also the socio-economic benefit from the project is immense as it has ushered the local area with employment and ancillary development

CHAPTER -10

ENVIRONMENTAL MANAGEMENT PLAN

10.1 Introduction

The Environmental Management Plan (EMP) is a site-specific plan developed to ensure that the project is implemented in an environmentally sustainable manner where all contractors and subcontractors, including consultants, understand the potential environmental risks arising from the project and take appropriate actions to properly manage that risk. EMP also ensures that the project implementation is carried out in accordance with the design by taking appropriate mitigation measures to reduce adverse environmental impacts during its life cycle. The EMP Environmental management plan can be effectively implemented to mitigate pollution levels by observing the measures like avoidance, source reduction, on site recycling, by product extraction, and offsite recycling as first choice followed by treatment, release and disposal.

The plan outlines existing and potential problems that may adversely impact the environment and recommends corrective measures where required. Also, the plan outlines roles and responsibility of the key personnel and contractors who are responsible to manage the project site.

The key benefit of the EMP is that it provides the organization with means of managing its environmental performance thereby allowing it to contribute to improved environmental quality. The other benefits include cost control and improved relations with the stake holders.

- **Commitment & Policy:** The project management always strives to provide and implement the Environmental Management Plan that incorporates all issues related to air, noise, land, and water.
- **Planning:** This includes identification of environmental impacts, legal requirements and setting environmental objectives.
- **Implementation:** This comprises of resources available to the developers, accountability of contractors, training of operational staff associated with environmental control facilities and documentation of measures to be taken.
- **Measurement & Evaluation:** This includes monitoring, corrective actions, and record keeping.

10.2 Structure of EMP

Environmental Management Plan (EMP) is the key to ensure a safe and clean environment. The desired results from the environmental mitigation measures proposed in the project may not be obtained without a management plan to assure its proper implementation & function. The EMP envisages the plans for the proper implementation of mitigation measures to reduce the adverse impacts arising out of the project activities. EMP has been prepared addressing the issues like:

- Pollution control / mitigation measures for abatement of the undesirable impacts caused during the construction and operation stage
- Institutional set up identified/recommended for implementation of the EMP
- Post project environmental monitoring program to be undertaken
- Expenditures for environmental protection measures and budget for EMP

10.3 Environmental Management Plan

These measures together constitute part of Environmental Management Plan (EMP). The environmental mitigation measures for construction and operation phase have been given in **Table 10.1 & 10.2** respectively.

EMP study of construction phase is applicable only for expansion unit of the project as this is a post facto EIA study under the directive of Hon'ble NGT order dated 12.02.2020 (OA No. 55 of 2019) and MoEF&CC Gazette notification vide a S.O. no. 3250(E) dated 20th July, 2022.

Table 10.1 Environmental Mitigation Measures – Construction Phase

S. No.	Particulates	Potential Source of Impacts	Mitigation Measures	Responsibility
1.	Air Quality	<ul style="list-style-type: none"> • Windblown dust from ground surfaces, stockpiles, vehicles and cutting and grinding of materials. • Emissions from Power generator Sets 	<ul style="list-style-type: none"> • Power generator set with appropriate stack height will be installed as per CPCB guidelines • Gas based Generator sets will be used only during power failure. • Regular monitoring of emissions from generator sets and ambient 	Contractor under the supervision of Site Engineer/ In-charge

*CRCA sheets and Steel Pipes manufacturing facilities
At Village Dhatir & Dudhola, Palwal, Haryana*

Draft EIA Report - Chapter 10

		<ul style="list-style-type: none"> Emission of Dust during construction and excavation 	<p>air quality is carried out as per norms.</p> <ul style="list-style-type: none"> Twice a day sprinkling of water at the project site and transportation route of construction material within the project site. Stock piles of construction material at the project site will be covered with tarpaulin sheet Trucks will be covered with tarpaulin sheet during transportation of construction material Wheel washing facility will be provided at the entry and exit of construction site. 6-meter barricading will be installed around the periphery of construction site. Wet grinding will be used for cutting of construction material 	
2.	Water Quality	<ul style="list-style-type: none"> Increased sediment loadings to storm water system. Potentially contaminated storm water runoff. 	<ul style="list-style-type: none"> Direct discharge of water into sewerage collection system is not allowed Construction work will not be allowed during rainy days. Washing/ cleaning of vehicles will not be permitted at the project site. 	Contractor under the supervision of Site Engineer/ In-charge

CRCA sheets and Steel Pipes manufacturing facilities
At Village Dhatir & Dudhola, Palwal, Haryana

Draft EIA Report - Chapter 10

			<ul style="list-style-type: none"> Regular maintenance of construction equipment's and vehicles will be done to avoid any spillage. 	
3.	Noise Level	<ul style="list-style-type: none"> Increased road noise levels from vehicles. Increased noise levels from plant during construction and excavation works (e.g. from the use of air compressors and diamond cutters). 	<ul style="list-style-type: none"> Construction activity such as crushing, operation of DG sets, use of high noise generation equipment shall be stopped during the night time between 10.00 pm to 6.00 am. Protection devices such as ear plugs or ear muffs will be provided to the workers operating in the vicinity of high noise generating machines. Construction equipment & machinery will be fitted with silencers & maintained properly. Source-control through proper maintenance of all equipment. Use of properly designed engine enclosures & intake silencers. Vehicles & equipment used will confirm to the prescribed noise pollution norms. Regular monitoring of Ambient Noise level Noise barrier will be installed around the periphery of the construction site. 	Contractor under the supervision of Site Engineer/ In-charge

M/s Prompt Enterprises Pvt. Ltd.

245

*CRCAs sheets and Steel Pipes manufacturing facilities
At Village Dhatir & Dudhola, Pahwal, Haryana*

Draft EIA Report - Chapter 10

			<ul style="list-style-type: none"> • Movement of vehicles will be restricted only through the designated transportation route which will be minimize the movement through the residential area of existing project. 	
4.	Vibration	<ul style="list-style-type: none"> • Increased vibration levels from vehicles. • Increased vibration levels from plant during construction activities 	<ul style="list-style-type: none"> • Construction activity shall be stopped during the night time between 10.00 pm to 6.00 am. • Phased deliveries to minimize number of vehicles at the site. • Movement of vehicles will be restricted only through the designated transportation route which will be minimize the movement through the residential area of existing project. • Noise and vibration control at source: for example, the selection of quiet and low vibration equipment. • Acoustic enclosures equipment's will be used. • The use of less intrusive audible warnings such as broadband vehicle reversing alarms; 	Contractor under the supervision of Site Engineer/ In-charge
5.	Solid Waste	<ul style="list-style-type: none"> • Waste from construction work 	<ul style="list-style-type: none"> • Construction waste will be stored under covered area and will be recycled and disposed-of through authorized vendors 	Contractor under the supervision of Site Engineer/ In-charge

M/s Prompt Enterprises Pvt. Ltd.

*CRCA sheets and Steel Pipes manufacturing facilities
At Village Dhatir & Dudhola, Palwal, Haryana*

Draft EIA Report - Chapter 10

		<ul style="list-style-type: none"> • Kitchen waste generated from labors. 	<ul style="list-style-type: none"> • Blue and Green colored dustbins will be placed at the project site for dry and wet garbage. • Instigate Site Waste Management Plan and re-cycling programme 	
6.	Hazardous Wastes	<ul style="list-style-type: none"> • Waste Oil • Hazardous construction waste 	<ul style="list-style-type: none"> • Used oil will be given to registered recyclers. • Hazardous construction waste will be stored under covered area and will be recycled and disposed-of through authorized vendors 	Site Engineer/ In-charge
7.	Fire Protection	<ul style="list-style-type: none"> • Fire by any means 	<ul style="list-style-type: none"> • Fire protection facilities are being installed including fire detectors, fire alarm panel and firefighting system as per National Building Code of India. 	Fire Officer / Fireman
8.	Ecology	<ul style="list-style-type: none"> • Diversion of Forest land • Tree Felling 	<ul style="list-style-type: none"> • Proper maintenance of landscape has been done at project site round the year including replacement of the decayed plants. • No Forest land involved. • Tree felling is not required as no tree is present at the construction site. 	Site Engineer/ In-charge
9.	Safety	Any accident occurrence on project site during construction activity	<ul style="list-style-type: none"> • Adequate safety measures have been adopted complying with the occupational safety manuals to 	Site Engineer/ In-charge

M/s Prompt Enterprises Pvt. Ltd.

			<p>prevent accidents/hazards to the maintenance workers.</p> <ul style="list-style-type: none"> • Providing Personal Protective Equipment's (PPE's) to all the workers for safety. • Provision of First Aid room at the project site 	
10.	Traffic	<ul style="list-style-type: none"> • A relatively small increase in traffic expected during the Construction Phase. • Minor potential traffic disruption caused by site traffic. • Increased vehicle movements mainly consisting of Heavy Goods Vehicles (HGVs) • Nominal levels of transfer of mud and material from vehicles onto the public highway. • Disruption from abnormal or hazardous loads. • Exhaust emissions. 	<ul style="list-style-type: none"> • Phased deliveries to minimize numbers of vehicles attending site. • Over loading is strictly prohibited • Vehicle routing applied to all commercial vehicles attending the construction site. • Planning traffic diversions • Installation of Sign Board for speed limit and route sign. 	Site Engineer/ In-charge

*CRCA sheets and Steel Pipes manufacturing facilities
At Village Dhatir & Dudhola, Palwal, Haryana*

Draft EIA Report - Chapter 10

11.	Pedestrian access	Restrictions on pedestrian access to walkways, footpaths and roads.	<ul style="list-style-type: none"> Erect protective barriers and hoardings adjacent to public footpaths. Protected walkway to be provided for labors. 	Site Engineer/ In-charge
12.	Others	<ul style="list-style-type: none"> Suffocation Working in confined spaces Day lighting Energy Consumption 	<ul style="list-style-type: none"> The building is provided with timber-free construction, energy efficient lighting & ventilation, and control of indoor environment. Undertaking all necessary pollution control measures to maintain the emissions and discharges within the prescribed/stipulated limits. 	Project Manager

Table 10.2: Environment Management Plan [Operation Phase]

Mitigation Measures Adopted	Responsibility for Implementation	Regulation	Targets to Achieve	Risks and Consequence of Failure, if any
AIR ENVIRONMENT				
Adequate fume extraction system and use of clean fuel	PEPL	MoEF&CC Notification dated 03.01.1989	To reduce the emission levels	Increase in pollutant emissions
Tall Stacks		-	Wider dispersion of emitted air pollutants	Increase in ground level concentration of pollutants
Water sprinklers		-	Control of fugitive dust	Increase in fugitive emissions
WATER ENVIRONMENT				

M/s Prompt Enterprises Pvt. Ltd.

CRCA sheets and Steel Pipes manufacturing facilities
At Village Dhatir & Dudhola, Palwal, Haryana

Draft EIA Report - Chapter 10

Cooling Towers	PEPL	MoEF&CC Notification dated 02.01.1999	Cooling of hot water coming out of auxiliary cooling systems	Increase in temp. of water
Effluent Treatment Plant		MoEF Notification dated 19.05.1993	Adequate treatment and reuse in the plant	Increase in concentration of pollutants
STP to treat domestic effluent from plant toilet, canteen and residential colony		MoEF Notification dated 19.05.1993	Proper treatment through STP located at PEPL and recycled	Increase in concentration of pollutants
Storm Water			Collection & reuse of storm water	Mixing of storm water with industrial effluent

NOISE ENVIRONMENT

Design of equipment	PEPL	CPCB Guidelines	To control noise levels to 90 dB(A) at 1 m distance	Increase in in-plant and ambient noise levels
Provision of acoustic enclosures/ barriers/shields to reduce noise		-	Attenuation of noise in source receptor pathway	Increase in in-plant and ambient noise levels
Provision of PPE like ear plugs, ear muffs		-	Protection of sensitive receptor	Health impact on workers in high noise areas

SOLID WASTE MANAGEMENT

Solid Wastes /process rejects Utilization	PEPL	MoEF Notification / CREP Guidelines	Reduce land requirement for disposal and pollution from disposal site	Increased land requirement
Disposal of Unused /inert Solid Wastes		-	Environmentally safe disposal of unused wastes	-

M/s Prompt Enterprises Pvt. Ltd.

250

CRCA sheets and Steel Pipes manufacturing facilities
At Village Dhatir & Dudhola, Palwal, Haryana

Draft EIA Report - Chapter 10

Mill Rejects		-	Reuse within plant/ sale to other industries for reuse	-
Domestic Solid Waste - dedicated separate facility with organic waste Composting.	PEPL	-	Environmentally safe disposal of garbage. Disposal of inert wastes as much as possible.	Air and water pollution, spread of disease vectors
OTHERS				
Green Belt Development	PEPL	-	Ecological improvement Attenuation of air pollutants (PM, SO ₂ and NO _x) and noise in source receptor pathway	Reduction in aesthetics and living space Higher pollutants in the ambient air
Control of Fire and Explosion Hazards		-	Safety	Increased risk of fire and explosion
Occupational Health	PEPL	Factories Act	Health of workers	Deterioration of health of workers

10.4 Environmental Monitoring Plan

It is imperative that the Project Authority set up regular monitoring stations to assess the quality of the surrounding environment during construction and after the commissioning of the project. An environmental monitoring program is important as it provides useful information and helps to:

- Verify the predictions on environmental impacts presented in this study,
- Assist in detecting the development of any unwanted environmental situation, and thus, provides opportunities for adopting appropriate control measures,
- Evaluate the performance and effectiveness of mitigation measures proposed in the EMP and suggest improvements in management plan, if required,
- Satisfy the legal and statutory obligations

The construction phase monitoring and post project monitoring plan including areas, number and location of monitoring stations, frequency of sampling and parameters to be covered is summarized in **Table 10.3**
The monitoring will be the responsibility of Facility Manager.

M/s Prompt Enterprises Pvt. Ltd.

251

*CRCAs sheets and Steel Pipes manufacturing facilities
At Village Dhatir & Dudhola, Palwal, Haryana*

Draft EIA Report - Chapter 10

The post operational monitoring program is being under the supervision of the Facility Engineer at the project site. Monitoring is being get carried out by recognized laboratories.

Table 10.3 Environmental Monitoring Plan-Construction & Operation Phase

S. No.	Particulars	Monitoring Location	Parameters	Frequency
1	Stack Emission from Boiler and Gas Gen Set	Project Site	PM, SO _x , NO _x , CO	Quarterly or as per condition of EC
2	Work place monitoring near pickling area	Pickling Area	As per NAAQS	
3	Ambient Air Quality	Project Site and nearby two sites	PM _{2.5} , PM ₁₀ , SO ₂ , NO _x and CO	Twice a year
4	Indoor Air Quality	Project Site	PM _{2.5} , PM ₁₀ , SO ₂ , NO _x and CO	Twice a year
5	Ambient Noise Level	Project Site Rolling mill area Power generator area Compressor area	Noise levels	Twice a year
6	Indoor Noise Level	Project Site	Noise levels	Twice a year
7	Soil quality	Project Site	Basic Parameters	Twice a year
8	Drinking Water	Near project site in down slope area	As per IS:10500	Quarterly
9	DG Stack Emission	Project Site	As Per Emission Standards	Quarterly
10	DG Noise Level	Project Site	As per CPCB Standards	Twice a year
11	Wastewater Quality	ETP & STP inlet and outlet	pH, TSS, TDS, BOD, COD, O&G and other parameters as per	Quarterly

M/s Prompt Enterprises Pvt. Ltd.

*CRCA sheets and Steel Pipes manufacturing facilities
At Village Dhatir & Dudhola, Palwal, Haryana*

Draft EIA Report - Chapter 10

			approved CTO	
--	--	--	--------------	--

10.5 Environment Management Cell

The composition of the Environment Management Cell and responsibilities of its various members are given in **Figure 10.1**.

CRCA sheets and Steel Pipes manufacturing facilities
At Village Dhatir & Dudhola, Palwal, Haryana

Draft EIA Report - Chapter 10

Prompt Enterprises Pvt. Ltd.

CIN No. :- US1909DI.2003PTC123366

Registered Office :- B-3/7, First Floor, Yamuna Vihar,
New Delhi-110053 (INDIA)

Manufacturing :- ERW Steel Tubes



Environment Management Cell (Company & Project Level)

Name – Vishal Garg
(Designation) Management Level




Name –Parveen Kumar
(Environmental Cell Coordinator)



Name – Shumail Hussain
(Designation- Executive Level)
Mobile No. 9717314231

Name -Sachendra
At Project Site

For M/s Prompt Enterprises Pvt. Ltd.....
Authorized Signatory 
Auth Signatory



Plant- Plot No. 10 & 11, Sector-3, Ballabhgarh,
Name :- Uday Pratap Singh,
Faridabad(121004), Haryana (INDIA)

Plant-II Plot No. 12, Sector-3, Ballabhgarh,
Name :- Uday Pratap Singh,
Faridabad(121004), Haryana (INDIA)

Landline:- (+91) (0129) 4069072 / 9205059072 /73 /74
Fax :- (+91) (0129) 4069074
E-mail :- info@promptenterprises.com

Figure 10.1 Environment Management Cell

*CRCA sheets and Steel Pipes manufacturing facilities
At Village Dhatir & Dudhola, Palwal, Haryana*

Draft EIA Report - Chapter 10

10.6 Environmental Policy of the Company

The Management of PEPL commits to operate all its units in an environmentally friendly manner, while protecting health and safety of its employees. The management is committed to prevention of pollution, injury and ill-health to its employees. THE Corporate Environment policy adopted by the company is shown in the **Figure 10.2**.

M/s Prompt Enterprises Pvt. Ltd.

255

CRCA sheets and Steel Pipes manufacturing facilities
At Village Dhatir & Dudhola, Palwal, Haryana

Draft EIA Report - Chapter 10

Prompt Enterprises Pvt. Ltd.

CIN No. :- U51909DL2003PTC123366

Registered Office :- B-3/7, First Floor, Yamuna Vihar,
New Delhi-110053 (INDIA)

Manufacturing :- ERW Steel Tubes



CORPORATE ENVIRONMENT POLICY

M/S Prompt Enterprises Pvt Ltd aims and commit to recognize the potential environmental concerns and adopting appropriate corrective measures / mitigation measures to encounter the impact on the surroundings for the growth of community and sustainable economic development.

Our Aim

1. To address the environmental and social concerns for sustainable development of conventional and non-conventional sources of energy.
2. To establish an effective environmental management system to monitor, measure our ongoing operational activities.
3. To quantify the potential environmental impact.
4. To adopt appropriate corrective actions / measures for continual improvement of our environmental performance.

Our Commitments

1. To set objective targets, develop, implement, maintain management standards and systems and work within the compliances of relevant standards, legislation, and other requirements applicable.
2. To integrate environmental considerations into planning, execution, and operations of the projects.
3. To adopt best environmental practices.
4. To prevent pollution and mitigate environmental risks from our activities.
5. Prompt enterprises pvt ltd commits to work for Cleaner, Healthier and Green Environment.
6. We are committed to improve our environmental performance by adopting "4 R Practice" i.e., reduce, reuse, recycle, recover.
7. To communicate environmental commitments to our employees, contractors, and host communities and motivate them to support it.

We will truly succeed in achieving our aims by performing our commitments and will be valued by communities in which we work.

~~Prompt Enterprises Pvt. Ltd.~~
Prompt Enterprises Pvt. Ltd.

Director
Plant-I Plot No. 10 & 11, Section-4, Ballabgarh,
Faridabad (121004), Haryana (INDIA)
Plant-II Village Gadpuri, Palwal (121102), Haryana
Plant-III Village Dhatir, Palwal (121102), Haryana

Landline:- (+91) (0129) 4069072 / 9205059072 / 73 / 74
Fax :- (+91) (0129) 4069074
E-mail :- info@promptsteel.com / accounts@promptsteel.com
Website:- www.promptsteel.com

Figure 10.2 Corporate Environment Policy of PEPL

M/s Prompt Enterprises Pvt. Ltd.

256

*CRCA sheets and Steel Pipes manufacturing facilities
At Village Dhatir & Dudhola, Palwal, Haryana*

Draft EIA Report - Chapter 10

10.7 Environmental Management Plan Cost

The budget provision have been kept in the project cost towards the environmental protection, control & mitigation measures and implementation of the EMP, both during the construction and operation phase of Existing and Expansion phase of the project. The EMP cost already incurred during Construction and Operation Phase of Existing Unit is given in the **Table 10.4**. The budgetary cost estimate for the EMP for construction and operation phase of Expansion unit are given in **Table 10.5 & 10.6**, respectively.

Table 10.4 EMP Cost already incurred during Construction Phase & operation phase of Existing Unit

EMP Cost already incurred during Construction Phase & operation phase of Existing Unit			
S. No.	Particulates	Capital Cost [in Lakh]	Recurring Cost [in Lakh]
1	Air pollution control – Air pollution control devices, Stacks, Fume Extraction System, Water Sprinkling	50	2
2	Water pollution control - ETP and STP	45	10
3	Solid wastes management – Dust Bins, Storage Facility of Hazardous Waste	5	1
4	Green area development	10	5
5	Environmental monitoring	0	2
6	PPE to Labours	5	6
7	Fire Safety & Fire Equipments	25	3
Total Cost		140	29
Total EMP Cost		140	
Total Project Cost for Existing Project		7068	
Percentage of EMP of Capital Cost		1.98	

M/s Prompt Enterprises Pvt. Ltd.

257

CRCA sheets and Steel Pipes manufacturing facilities
At Village Dhatir & Dudhola, Palwal, Haryana

Draft EIA Report - Chapter 10

Table 10.5 EMP Cost proposed during Construction Phase of Expansion Unit

EMP Cost proposed during Construction Phase of Expansion Unit			
S. No.	Particulates	Capital Cost [in Lakh]	Recurring Cost [in Lakh]
1	Air pollution control – Air pollution control devices, water Sprinkling, Wheel Washing Facility, Tarapulin Sheet for Covering of Material, Barricading	15	2
2	Solid wastes management – Dust Bins, Storage Facility of Hazardous Waste	2	0.50
3	Green area development	10	1
4	Environmental monitoring	0	0.50
5	PPE to Labours	5	1
6	Provision of Anti-Smog Gun	10	1
Cost During Construction Phase		42	6

Table 10.6 EMP Cost proposed during Operation Phase of Expansion Unit

S. No.	Particulates	Capital Cost [in Lakh]	Recurring Cost [in Lakh]
1	Air pollution control – Air pollution control devices, Stacks, Fume Extraction System, Water Sprinkling	50	10
2	Water pollution control - ETP and STP	75	18
3	Solid wastes management – Dust Bins, Storage Facility of Hazardous Waste	5	3
4	Green area development	40	10

M/s Prompt Enterprises Pvt. Ltd.

258

*CRCA sheets and Steel Pipes manufacturing facilities
At Village Dhatir & Dudhola, Palwal, Haryana*

Draft EIA Report - Chapter 10

5	Environmental monitoring	0	2
6	Fire Safety & Fire Equipment	90	5
7	Provision of First Aid Room	10	2
Total Cost During Operation Phase		270	50
Total Proposed EMP Cost for Construction and Operation Phase for Expansion Project		312	
Total Project Cost for Expansion Project		19132	
Percentage of EMP of Capital Cost		1.630	

The total Capital cost allocated for EMP budget is 452 Lakhs or 4.52 Crores which is approx. 1.72 % of the total project cost for Project *i.e.*, 262 Crores.

CHAPTER- 11

SUMMARY AND CONCLUSION

11.1 Introduction

Prompt Enterprises Pvt Ltd was established in the year 2008. It manufactures structural steel components like ERW steel pipes and cold rolled close annealed (CRCA) sheets. At present, it has manufacturing plant of CRCA sheets and ERW Steel Pipes in Dhatir village which is commenced from 2021. It has the capacity of 600 MT/Day CRCA sheets and 95 MT/Day ERW Steel Pipe. Now the existing plant at Dhatir village is proposed to expand for higher production capacity in the Dudhola Village. After expansion, total proposed production capacity will be 2100 MT/Day CRCA Sheets and 95 MT/Day ERW Steel Pipe.

Earlier, the cold rolling activities were not covered under the purview of the EIA Notification 2006 and its subsequent amendments, therefore Environmental Clearance was not applicable to this project. The existing project has obtained Consent to Operate from Haryana Pollution Control Board vide a letter no. HSPCB/Consent/: 313102621PALCTO13467003 dated 02/08/2021 valid up to 30/09/2023 for the capacity of CRCA sheets @600 MT/Day and ERW Steel Pipe @95 MT/Day. The copy of CTO is attached as an *Annexure II*. The existing project has obtained a license for the Installation of Petroleum class B from Petroleum & Explosives Safety Organization (PESO) vide License No. P/NC/HN/15/1870 (P394505) – which is valid up to 31/12/2023. The Copy of PESO License is attached as *Annexure III*.

As per directives of Honorable National Green Tribunal NGT order dated 12th February, 2020 and MoEF&CC Gazette notification vide a S.O. no. 3250(E) dated 20th July, 2022, the standalone cold rolling stainless steel manufacturing industries require prior Environment Clearance under the project/activity classified as 3(a) Metallurgical Industries irrespective of their production capacity and are exempted from Public hearing provided the application for the grant of TOR shall be made within a period of 1 (one) year from the date of the notification vide a S.O. no. 3250(E) dated 20th July, 2022.. As per EIA Notification 14th September, 2006 and its amendment thereof, the project listed in category 3(a) and falls under category “B” i.e., all other non-toxic secondary metallurgical processing industries and under “B1” as the total production is 8,01,175 tons per annum which is greater than 5000 tons per annum.

*CRCA sheets and Steel Pipes manufacturing facilities
At Village Dhatir & Dudhola, Palwal, Haryana*

Draft EIA Report - Chapter 11

For Environment Clearance an application submitted online for the grant of TOR on 04 April 2023 to SEIAA, Haryana. Auto TOR is issued on 07 April 2023 from SEIAA, Haryana. TOR letter issued by the SEIAA, Haryana as received vide F.no. SEIAA/HR/2023/329 dated 07 April 2023. In this connection, this EIA report has been prepared.

11.2 Project Site & Project Features

The project is located at the Village Dhatir & Dudhola, District Palwal, Haryana. Salient Features of the project is shown in the **Table 11.1**.

Table 11.1 Salient Features of the project

S. No.	Particulars	Existing Unit	Proposed Expansion Unit	Total
1	Production capacity	CRCA sheets: 600 MT/Day ERW Steel Pipe: 95 MT/Day	CRCA sheets: 1500 MT/Day ERW Steel Pipe: Nil	CRCA Sheets: 2100 MT/Day ERW Steel Pipe: 95 MT/Day
2	Area (sqm)	42443 sqm	60879.288 sqm	103322.288 sqm
3	No of Permanent Workers	100	150	250
4	No of Temporary Workers	300	350	650
5	Raw material	700 MT/Day HRCA Sheets	1700 MT/Day HRCA Sheets	2400 MT/Day HRCA Sheets
6	Total Water Demand	4 KLD for (Domestic usage)	23.675 KLD for (Domestic usage)	27.675 says 28 KLD (Domestic usage)
		65 KLD (Plant operation)	398 KLD (Plant operation)	463 KLD (Plant operation)
7	Wastewater Generated	3 KLD (Domestic Effluent)	21 KLD (Domestic Effluent)	24.03 KLD say 24 KLD (Domestic Effluent)
		52 KLD (Industrial Effluent)	318 KLD (Industrial Effluent)	370 KLD (Industrial Effluent)

CRCA sheets and Steel Pipes manufacturing facilities
At Village Dhatir & Dudhola, Palwal, Haryana

Draft EIA Report - Chapter 11

8	ETP capacity (>20 % higher from total waste water generated)	220 KLD	230 KLD	450 KLD
9	STP capacity (>25 % higher from total waste water generated)	Total wastewater generated= 24 KLD STP capacity= 30 KLD		30 KLD
10	Power Demand	4.2 MW	7.5 MW	11.7 MW
11	RWH pits	3 RWH Storage Tanks		3
12	Parking	318 ECS		318 ECS
13	PNG Gas required	450 MMBTu /Day	550 MMBTu/Day	1000 MMBTu/Day

Eco-sensitive Areas around the project site: No national park/ wildlife sanctuary/ biosphere reserve/ tiger reserve/ elephant reserve etc. are present within 15 km area of the project site.

Industries: Prompt Enterprises Pvt Ltd (Godpuri) is located approx. 5.52 km in the NNE direction. Apart from that, J D Sons Steels Pvt Ltd, Shree Balajitech india , GNU Steel Casting Pvt. Ltd, GNU Steel Casting Pvt. Ltd , Maestro International, Ferron Tubes Pvt. Ltd , S G INDUSTRIES , etc. are industries located nearby.

11.3 Product and Capacities

In the Existing Plant, the Cold Rolling Division (CRD) produces Cold Rolled Strips (CRCA), and Steel Pipes. The Hot Roll Coils purchased from Tata Steel Limited is used as a major raw material for this plant. The production capacity of project is mentioned below in the **Table 11.2**.

Table 11.2 Production capacity of project

S. No.	Product	Quantity		Total Production capacity	Unit
		Existing Plant	Expansion Unit		
1	CRCA Sheets	600	1500	2100	Metric Tonnes/Day
2	Steel Pipes	95	-	95	Metric Tonnes/Day

Size: This is a medium scale unit with approximate project cost of INR 262 Crore. At present this

M/s Prompt Enterprises Pvt. Ltd.

*CRCA sheets and Steel Pipes manufacturing facilities
At Village Dhatir & Dudhola, Palwal, Haryana*

Draft EIA Report - Chapter 11

plant engages a total of approx. 400 staffs on regular and contractual basis which will be upraised to 900 upon expansion of the project.

Land Area: The plant is operating in an area of 103322.288 sqm [42443 sqm (Existing Plant) + 60879.288 sqm (Proposed Expansion Unit)] land.

11.4 Raw Materials

Raw material required for the plant is Hot rolled low carbon steel coils. Hot Rolled Coils of Stainless Steel are procured from Tata Steel Ltd required quantity of raw material is mentioned in the **Table**

11.3.

Table 11.3 Estimated Quantity of Raw material required

S. No.	Product	Quantity (Existing Plant)	Quantity (Proposed Expansion Unit)	Total Quantity
1	Hot Rolled Coils of Stainless Steel	700 MT/Day	1700 MT/Day	2400 MT/Day

Other required raw materials are different acids, fuels, ammonia, rolling oil, packaging wood etc. These materials are procured from domestic market. Approximate annual handling of raw materials is as follows. All raw materials are brought by road using multi axel trucks.

11.5 Environmental Setting of the Study Area

The baseline environmental status was assessed based on primary and secondary data collected either through in-site field observation or obtained from agencies such as Irrigation Department, India Meteorological Department (IMD), Central Ground Water Board, Geological Survey of India, State Ground Water Department, State Pollution Control Board, Census of India and Local Forest Department, Non-Governmental Agencies. The baseline status established from analysis of secondary and primary data and predicted impacts are discussed below. The mitigation measures are also provided along with.

11.5.1 Land Environment

Land use

Since the plant is in operation since 2021, the land use and landform of the plant is Industrial. The land is in possession of Prompt Enterprises Pvt Ltd.

Soil Type:

Major soil types in the district are Sandy clay & loamy. The soil type at the project site is Sandy clay.

The land environment is described by land use / land cover of the study area within 10 km radius.

Slope Analysis:

The project area possesses slightly undulating terrain. The Contour plan of the project site and Contour Map of 10 Km of project are attached as **Ref. Annexure VIII(a) and VIII(b)** respectively. The highest contour level at project site is 197 m AMSL & the lowest contour level at project site is 191 m AMSL. Difference between the highest & lowest level is 6 m.

Erosion/ Subsidence

There is no vulnerability of subsidence as the terrain is plain land and adequate green belt is provided to prevent any chances of erosion/subsidence during rains.

Seismicity:

The area falls under the Zone IV according to the Indian Standard Seismic Zoning Map. The project is earthquake resistant taking into account the latest provisions of Indian Standards Codes. Suitable design was made to mitigate the seismic impacts.

Soil Quality

Due to arid climate, the soils are Arid Brown (Solonised) and Sierozem. Soils of Palwal district are classified as tropical and brown soils, existing in major parts of the district: most of the soils are of medium texture. Loamy sand is the average textured in all blocks. Soils have moderate salinity hazards, high salinity and moderate alkalinity hazard in the major part of the area. In order to get the characteristics of the soil in the project area, soil analysis was carried out during study. The physico-chemical characteristics of the soil of the project site, as obtained from the analysis of the soil sample, are presented in Chapter-3.

11.5.2 Water Environment

11.5.2.1 Water demand

The water requirement during construction phase was from the private water tank.

Water demand for staff: The source of water is bore well. Total fresh water requirement for workers is 18.23 KLD (In the Existing Unit =4 KLD + Expansion Unit =14.225 KLD).

Water demand in the plant operation: Total water demand for the both unit (Existing + Expansion Unit) operation is 463 KLD. Fresh water requirement is 149 KLD & treated water requirement is 314 KLD for the both unit (Existing + Expansion Unit) operation. Ground water is the source of fresh water supply.

11.5.2.2 Sewage Quantity, Treatment, Reuse & Disposal

Effluent Generation and Management: As far as water is concerned Waste water, cooling tower blow down water, effluent water generated from the different units of the plant is taken to effluent

*CRCA sheets and Steel Pipes manufacturing facilities
At Village Dhatir & Dudhola, Palwal, Haryana*

Draft EIA Report - Chapter 11

treatment plants followed by Reverse Osmosis plant.

Total Effluent generated from the Project is 370 KLD. The effluent generated from the Project will be treated in the 450 KLD ETP.

Table 11.4 Summary of effluent generation by plant operation

S. No.	Particulars	Existing Unit	Expansion Unit	Total
1	Total water requirement for Project operation	65 KLD	398 KLD	463 KLD
2	Effluent generated from the Project	52 KLD	318 KLD	370 KLD
3	ETP capacity	220 KLD	230 KLD	450 KLD

Waste Water Generation by Staff and Management: Wastewater generation by staff in the plant will be 24 KLD. Total wastewater generated from Plant operation (recovered treated effluent from ETP) and by the staff is 170 KLD which will be treated in the 220 KLD capacity of STP.

Table 11.5 Summary of wastewater generation by Staff

S. No.	Particulars	In KLD
1	Total Water Requirement	38
2	Wastewater Generated by staff (80% of Fresh water + 100% treated water)	24
5	STP Capacity (25% higher than the wastewater generated)	30

11.5.2.3 Storm water Drainage and Rainwater Harvesting

It has been calculated to provide 3 rainwater harvesting storage tanks each of 507 m³ capacity at selected location, which catches the maximum run-off from the area.

11.5.3 Air Environment

During construction phase, the major concern of air pollutant are PM_{2.5}, PM₁₀ as impacts of other emissions such as SO₂, NO₂, and CO was not being significant because the nature of sources was such that the emissions were distributed spatially as well as temporal.

The dust emissions from construction activities were require comprehensive mitigation measures and best construction practices.

Adequate stack heights were provided to the stacks of Boiler and Gas Gen set as per norm to provide

for sufficient dispersion of pollutants. Water sprinklers were used to suppress dust during construction. During the operation phase, green belt and green area development is to restrict and absorb air pollutants.

11.5.4 Noise Environment

Noise levels were observed at seven locations within the study area. Noise monitoring has been done and results of noise monitoring are within the permissible limits of ambient noise quality standards by CPCB for industrial, residential commercial and silent zone for daytime and night time respectively.

The noise emitted from construction equipments during construction period is high and required occupational preventive measures and temporary noise barriers for noise attenuation, restricted loud noise activities to daytime, provision of PPEs and acoustic enclosures for Gas Gen set. In the operation phase, noise pollution has been checked through acoustic enclosures of Gas Gen sets and green belt plantation.

11.5.5 Biological Environment

There is no protected area, reserved forest or sanctuary in the study area. There was also no tree cutting involved in the project. However, Total green area measuring 10332.2 m² i.e., 10 % of the open area had been provided within project site. Additionally, there is being plantations, greenery. The proposed landscaping includes native species that reduce pollution and improve aesthetics condition.

11.5.6 Socio-economic Environment

The study area involves approx. 113 villages falls in Buffer zone. The study area is the home of agricultural land and many industries exist in developing phase.

Moreover, the project add to the infrastructure development of the surrounding area and job opportunity of the local worker during construction and operation of Project.

11.5.7 Parking and Traffic Management

In the project site there will be adequate provision for parking of cars, trucks and other automobiles. For parking of cars and other vehicles different locations have been earmarked at project site. The parking plan has been so devised that at no point of time there will be traffic bottleneck at the threshold

of a parking lot. Total Parking required as per Haryana Building bye laws, 2017 is 213 ECS and Parking provided is 318 ECS.

11.5.8 Power Requirement, Source and Back-up Arrangement

Power requirement of 11.7 MW (7.5 MW in existing Unit + 4.2 MW in Proposed Expansion Unit) is met from the Dakshin Haryana Bijli Vitran Nigam. However, as a power backup, three Gas Gen sets having capacity of 2500 KW are currently in use within the plant.

11.5.9 Energy Conservation

Efforts are being taken for energy conservation using passive solar architecture wherever it is possible.

Energy Efficient Features

The energy efficiency features of the project are:

- LED based lighting fixtures in the common areas
- Energy efficient motors and pumps
- Appropriate design to reduce heat gain and loss

11.5.10 Solid waste Management

The total solid waste to be generated from the existing unit is 103 kg/Day and for proposed unit 128.75 kg/Day and for landscape 0.51 kg/Day therefore the total waste including existing and expansion unit will be 232.26 kg/Day. Waste will be collected in Solid Waste Collection area, segregated, Municipal Waste will be disposed through authorized waste collector and recyclable waste will be handed over to the authorized recyclers. Waste Management during operation phase: Municipal Solid Waste Adequate number of collection bins separately for biodegradable and non-biodegradable waste shall be provided as per the Municipal Solid Waste (Management and Handling) Rule, 2016. Wastes from such bins shall be collected on daily basis handed over to authorized agency for disposal. The generated non-hazardous mill scale waste will be recycle in-house. Neutralized cake from ETP (non-hazardous) and used oil waste generated from in the plant operation will be handover to the authorized recyclers.

11.5.11 Fire Fighting System

Adequate fire protection facilities are installed including fire detectors, fire alarm and firefighting system to guard the building against fires. All fire protection facilities were designed as per the latest National Building Code. The approvals in this regard are being obtained prior to installation of the fire protection equipments.

- Fire extinguishers
- Hose reel and Wet riser
- Yard hydrants
- Manually operated electric fire alarm system
- Automatic detection and alarm system
- Underground and terrace level fire water storage tanks

11.5.12 Environmental Management Plan

Adequate environmental management measures were incorporated during the entire planning, construction and operating stages of the project to minimize any adverse environmental impact and assure sustainable development of the area. **Table 11.6** shows the proposed environmental pollution mitigation measures.

Table 11.6 Proposed Environmental Pollution Mitigation Measures

Area	Mitigation Measures
	Construction Stage:
Water Quality	<ul style="list-style-type: none"> • Toilet and drinking water facilities for workers are provided at the project site to avoid unhygienic condition.
Air Quality	<ul style="list-style-type: none"> • Dust suppression measures was undertaken such as regular sprinkling of water around vulnerable areas of the construction site by suitable methods to control fugitive dust during earthwork and construction material handling/ over hauling. • Properly tuned machinery, motors and pumps & vehicles in good working condition with low noise & emission is being used and engines were turned off when not in use.
Noise Level	<ul style="list-style-type: none"> • Protective gears of such as ear mufflers etc. were provided to construction personnel exposed to high noise levels.
Solid Waste	<ul style="list-style-type: none"> • Waste construction materials were recycled and excess construction debris was being disposed at designated places in tune with the local norms.
Landscape	<ul style="list-style-type: none"> • Appropriate landscape including plantation of evergreen and ornamental flowering trees, palms, shrubs and ground covers at open spaces within the complex was done, which would serve the dual purpose of controlling fugitive dust and improving the aesthetics of the area.
Safety	<ul style="list-style-type: none"> • Adequate safety measures complying with the occupational safety manuals were adopted to prevent accidents/hazards to the construction workers.
	Operation Stage:
Water Quality	<ul style="list-style-type: none"> • Sewage will be treated in STP of total capacity 30 KLD (Existing + Expansion) • Entire treated sewage will be reused for cooling, toilet flushing and horticulture. • Wastewater generated from the operation of Plant will be treated in the 450 KLD capacity ETP. • Recovered treated water from the ETP will recycle in the plant operation.

	<ul style="list-style-type: none"> Regular monitoring of STP & ETP effluent quality will be carried out as per norms.
Air Quality	<ul style="list-style-type: none"> Adequate stack height for Gas Gen Set and Boiler Stacks are provided as per norms. Regular monitoring of emissions from Boiler and Gas Gen Set and ambient air quality is carried out as per norms.
Noise Level	<ul style="list-style-type: none"> Gas Gen Set room is treated acoustically as per norms to control the noise from Gas Gen sets. Machineries, Motors & Pumps, Compressors, Gas Gen sets etc. will be properly maintained for fuel efficiency and noise control. Personal protective equipment is provided to the maintenance staff working in high noise areas.
Solid Waste	<ul style="list-style-type: none"> Solid wastes are segregated into organic and inorganic components. Both biodegradable and non-biodegradable wastes are sold to authorized vendors for recycling of non-biodegradable wastes and disposal of biodegradable waste Dewatered / dried sludge from STP is used as manure in horticulture.
Hazardous Wastes	<ul style="list-style-type: none"> Hazardous waste and used oil generated during plant operation is being sold to authorized recyclers.
Rain Water Harvesting	<ul style="list-style-type: none"> 3rainwater harvesting storage tanks (Existing + Expansion) will be provided by means of recharge into the groundwater.
landscape	<ul style="list-style-type: none"> Proper maintenance of landscape round the year including replacement of the decayed plants.
Safety	<ul style="list-style-type: none"> Adequate safety measures complying with the occupational safety manuals to prevent accidents/hazards to the maintenance workers.

11.6 Conclusion

Based on the environmental assessment, the associated potential adverse environmental impacts can be mitigated to an acceptable level by adequate implementation of the measures as stated in the EIA and the EMP.

Hence, it may be concluded through the EIA study that the project have very negligible environmental impact and significant positive economic and social impact on the local community.

CRCA sheets and Steel Pipes manufacturing facilities
At Village Dhatir & Dudhola, Palwal, Haryana

Draft EIA Report - Chapter 12

CHAPTER 12


DISCLOSURE OF CONSULTANT

Part A: Declaration by ACO and Experts contributing to the EIA Report

I, hereby, certify that I was a part of the EIA team in the following capacity that developed the above EIA.

EIA coordinator (EC): **Kailash Nath Sharma**

Name: **Kailash Nath Sharma**

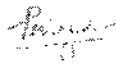


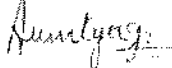
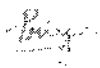
Signature and Date: 

Period of involvement: February, 2023 - till date

Contact information: +91-9953692693; himanshu3_goel@yahoo.com. info@oceaoenviro.com

Functional area experts:

Table 12.1 List of functional area experts

S. No.	Functional areas	Name of the expert/s	Team Member Involved	Involvement (period and task*)	Signature and date
1	AP*	Dr. Priya Chaudhary	Mr. Vipul Aggarwal	February, 2023-till date	
2	WP*	Mr. Himanshu Goel	Dr. Nidhi Sahu	February, 2023-till date	
3	SHW*	Mr. Sanjeev Kumar Sharma	Mr. Krishan Chandra Panda	February, 2023-till date	
4	SE*	Mr. Arun Tyagi	Mr. Himanshu Goel	February, 2023-till date	
5	EB*	Dr Priya Chaudhary	Ms. Anjali Tomar	February, 2023-till date	

M/s Prompt Enterprises Pvt. Ltd.

270

*CRCA sheets and Steel Pipes manufacturing facilities
At Village Dhatir & Dudhola, Palwal, Haryana*

Draft EIA Report - Chapter 12

6	HG*	Mr. Mohan Shri Ram Bhagwat	Mohd. Tauseef Warsi	February, 2023-till date	<u>Mohagwat</u>
7	AQ*	Mr. Krishan Chandra Panda	Mr. Vipul Aggarwal	February, 2023-till date	<u>Krishan</u>
8	NV*	Dr Priya Chaudhary	Mr. Pradeep Lodhi	February, 2023-till date	<u>Pradeep</u>
9	LU*	Mr. Arun Tyagi	Mohd. Tauseef Warsi	February, 2023-till date	<u>Arun Tyagi</u>
10	RH*	Mr. Kailash Nath Sharma	Mr. Harshit Chugh	February, 2023-till date	<u>Kailash</u>
11	SC*	Mr. Sanjeev Kumar Sharma	Dr Priya Chaudhary	February, 2023-till date	<u>Sanjeev Kumar Sharma</u>
12	Geo*	Mr. Mohan Shriram Bhagwat	Mohd. Tauseef Warsi	February, 2023-till date	<u>Mohagwat</u>

*One TM against each FAE may be shown

**Please attach additional sheet if required

Date and Sign of EIA Co-ordinator:

Name: Kailash Nath Sharma

Designation: Functional Area Expert & Project Coordinator

Signature: 

Date and Sign of Head of ACO / authorized person:

Name: Himanshu Goel

Designation: Director

Signature: 

M/s Prompt Enterprises Pvt. Ltd.

271

*CRCA sheets and Steel Pipes manufacturing facilities
At Village Dhatir & Dudhola, Palwal, Haryana*

Draft EIA Report - Chapter 12

Name of the EIA consultant organization: M/s OCEAO-ENVIRO Management Solutions (India) Pvt.
Ltd.

NABET Certificate No. & Issue Date: NABET/EIA/2124/ RA 0217 dated Aug 04, 2024.

M/s Prompt Enterprises Pvt. Ltd.

272

Annexure I TOR Letter

File No.SEIAA/HR/2023/329
Government of India
State Level Environment Impact Assessment Authority
Haryana

To,

M/s PROMPT ENTERPRISES PRIVATE LIMITED
PLOT NO. 10-11, SECTOR-4, BALLABGARH, FARIDABAD,
Faridabad-121004
Haryana

Tel.No.-; Email:promptenterprises.ec@gmail.com

Sub. Terms of Reference to the Manufacturing of CRCA sheets and Steel Pipes by Prompt Enterprises PVT Ltd at Village Dhatir & Dudhola, Palwal, PLOT NO. 10-11, SECTOR-4, BALLABGARH, FARIDABAD

Dear Sir/Madam,

This has reference to the proposal submitted in the Ministry of Environment, Forest and Climate Change to prescribe the Terms of Reference (TOR) for undertaking detailed EIA study for the purpose of obtaining Environmental Clearance in accordance with the provisions of the EIA Notification, 2006. For this purpose, the proponent had submitted online information in the prescribed format (Form-1) along with a Pre-feasibility Report. The details of the proposal are given below:

- 1. Proposal No.:** SIA/HR/IND1/424752/2023
- 2. Name of the Proposal:** Manufacturing of CRCA sheets and Steel Pipes
by Prompt Enterprises PVT Ltd at Village Dhatir
& Dudhola, Palwal
- 3. Category of the Proposal:** Industrial Projects - 1
- 4. Project/Activity applied for:** 3(a) Metallurgical industries (ferrous & non
ferrous)
- 5. Date of submission for TOR:** 04 Apr 2023

Date : 07-04-2023

Sh. Pardeep Kumar, IAS
(Member Secretary)

Office : Bays No. 55-58, 1st Floor, Prayatan Bhawan, Sector-2, Panchkula, Haryana

Phone No : Mobile : 9466824990

Email id : seiaa-21.env@hry.gov.in

Note : This is auto tor granted letter.

In this regard, under the provisions of the EIA Notification 2006 as amended, the Standard TOR for the purpose of preparing environment impact assessment report and environment management plan for obtaining prior environment clearance is prescribed with public consultation as follows:

ACTIVITY 3 (a)- METALLURGICAL INDUSTRY (Ferrous and Non-ferrous)

STANDARD TERMS OF REFERENCE FOR CONDUCTING ENVIRONMENT IMPACT ASSESSMENT STUDY FOR METALLURGICAL INDUSTRY (Ferrous and Non-ferrous) AND INFORMATION TO BE INCLUDED IN EIA/EMP REPORT

GENERAL CONDITIONS-

1. Introduction

- i. Background about the project
- ii. Need of the project
- iii. Purpose of the EIA study
- iv. Scope of the EIA study

2. Project description

A. Site Details

- i. Location of the project site covering village, Taluka/Tehsil, District and State.
- ii. Site accessibility
- iii. Adigital toposheet in pdf or shape file compatible to google earth of the study area of radius of 10km and site location preferably on 1:50,000 scale. (including all eco-sensitive areas and environmentally sensitive places).
- iv. Latest High-resolution satellite image data having 1m-5m spatial resolution like quickbird, Ikonos, IRS P-6 pan sharpened etc., along with delineation of plant boundary co-ordinates. Area must include at least 100m all around the project location.
- v. Environment settings of the site and its surrounding along with map.
- vi. A list of major industries with name, products and distance from plant site within study area (10km radius) and the location of the industries shall be depicted in the study area map.
- vii. In case if the project site is in vicinity of the water body, 50 meters from the edge of the water body towards the site shall be treated as no development/construction zone. If it's near the wetland, Guidelines for implementing Wetlands (Conservation and Management) Rules, 2017 may be followed.
- viii. In case if the project site is in vicinity of the river, the industry shall not be located within the river flood plain corresponding to one in 25 years flood, as certified by concerned District Magistrate/Executive Engineer from State Water Resources Department (or) any other officer authorized by the State Government for this purpose as per the provisions contained in the MoEF&CC Office Memorandum dated 14/02/2022.
- ix. Type of land, land use of the project site.
- x. Status of acquisition of land. If acquisition is not complete, stage of the acquisition process as per the MoEF&CC O.M. dated 7/10/2014 shall be furnished.
- xi. Engineering layout of the area with dimensions depicting existing unit as well as proposed unit indicating storage area, plant area, greenbelt area, utilities etc. If located within an Industrial area/Estate/Complex, layout of Industrial Area indicating location of unit within the Industrial area/Estate.

B. Forest and wildlife related issues (if applicable):

- i. Status of Forest Clearance for the use of forest land shall be submitted.
- ii. Copy of application submitted for clearance under the Wildlife (Protection) Act, 1972, to the Standing Committee of the National Board for Wildlife if the project site located within notified Eco-Sensitive Zone, 10km radius of national park/sanctuary wherein final ESZ notification is not in place as per MoEF&CC Office Memorandum dated 8/8/2019.
- iii. The projects to be located within 10 km of the National Parks, Sanctuaries, Biosphere Reserves, Migratory Corridors of Wild Animals, Eco-sensitive Zone and Eco-sensitive areas, the project proponent shall submit the map duly authenticated by Divisional Forest Officer showing the distance between the project site and the said areas.
- iv. Wildlife Conservation Plan duly authenticated by the Competent Authority of the State Government for conservation of Schedule I fauna, if any exists in the study area.

C. Salient features of the project

- i. Products with capacities in **Tons per Annum** for the proposed project.
- ii. If expansion project, status of implementation of existing project, details of existing/proposed products with production capacities in Tons per Annum.
- iii. Site preparatory activities.
- iv. List of raw materials required and their source along with mode of transportation.
- v. Other than raw materials, other chemicals and materials required with quantities and storage capacities.
- vi. Manufacturing process details along with process flow diagram of proposed units.
- vii. Consolidated materials and energy balance for the project.
- viii. Total requirement of surface/ ground water and power with their respective sources, status of approval.
- ix. Water balance diagram
- x. Details of Emission, effluents, hazardous waste generation and mode of disposal during construction as well as operation phase.
- xi. Man-power requirement.
- xii. Cost of project and scheduled time of completion.
- xiii. Brief on present status of compliance (Expansion/modernization proposals)
 - a. Cumulative Environment Impact Assessment for the existing as well as the proposed expansion/modernization shall be carried out.
 - b. In case of ground water drawl for the existing unit, action plan for phasing out of ground water abstraction in next three years except for domestic purposes and shall switch over to 100 % use of surface water from nearby source.
 - c. Copy of all the Environment Clearance(s) including Amendments thereto obtained for the project from MoEF&CC/SEIAA shall be attached as an Annexure. A certified copy of the latest Monitoring Report of the Regional Office of the Ministry of Environment and Forests as per circular dated 30th May, 2012 on the status of compliance of conditions stipulated in all the existing environment clearances including amendments shall be provided.
 - d. In case the existing project has not obtained Environment Clearance, reasons for not taking EC under the provisions of the EIA Notification 1994 and/or EIA Notification 2006 shall be provided. Copies of Consent to Establish/No Objection Certificate and Consent to Operate (in case of units operating prior to EIA Notification 2006, CTE and CTO of FY 2005-2006) obtained from the SPCB shall be submitted. Further, compliance report to the conditions of consents from the Regional Office of the SPCB shall be submitted.

3. Description of the Environment

i. Study period

ii. Approach and methodology for data collection as furnished below.

Attributes	Sampling		Remarks
	Network	Frequency	
A. Air Environment			
Micro-Meteorological <ul style="list-style-type: none"> • Wind speed (Hourly) • Wind direction • Dry bulb temperature • Wet bulb temperature • Relative humidity • Rainfall • Solar radiation • Cloud cover • Environmental Lapse Rate 	Minimum 1 site in the project impact area	hourly continuous	<ul style="list-style-type: none"> • IS 5182 Part 1-20 • Site specific primary data is essential • Secondary data from IMD, New Delhi • CPCB guidelines to be considered.
Pollutants <ul style="list-style-type: none"> • PM_{2.5} • PM₁₀ • SO₂ • NO_x • CO • HC • Other parameters relevant to the project and topography of the area 	At least 8-12 locations	As per National Ambient Air Quality Standards, CPCB Notification.	<ul style="list-style-type: none"> • Sampling as per CPCB guidelines • Collection of AAQ data (except in monsoon season) • Locations of various stations for different parameters should be related to the characteristic properties of the parameters. • The monitoring stations shall be based on the NAAQM standards as per GSR 826(E) dated 16/11/2009 and take into account the predominant wind direction, population zone and sensitive receptors including reserved forests, • Raw data of all AAQ measurement for 12 weeks of all stations as

Attributes	Sampling		Remarks
	Network	Frequency	
			per frequency given in the NAAQM Notification of 16/11/2009 along with min., max., average and 98% values for each of the AAQ parameters from data of all AAQ stations should be provided as an annexure to the EIA Report.
B. Noise			
Hourly equivalent noise levels	At least 8-12 locations	As per CPCB norms	
C. Water			
Parameters for water quality	Samples for water quality should be collected and analyzed as per:		
<ul style="list-style-type: none"> • pH, temp, turbidity, magnesium hardness, total alkalinity, chloride, sulphate, nitrate, fluoride, sodium, potassium, salinity • Total nitrogen, total phosphorus, DO, BOD, COD, Phenol • Heavy metals • Total coliforms, faecal coliforms • Phyto plankton • Zoo plankton 	<ul style="list-style-type: none"> • IS: 2488 (Part 1-5) methods for sampling and testing of Industrial effluents • Standard methods for examination of water and wastewater analysis published by American Public Health Association. 		
For River Bodies	Surface water quality of the nearest River (60m upstream and downstream) and other surface water	Yield of water sources to be measured during critical season	Standard methodology for collection of surface water (BIS standards)
<ul style="list-style-type: none"> • Total Carbon • pH • Dissolved Oxygen • Biological Oxygen Demand • Free NH4 • Boron • Sodium Absorption Ratio • Electrical 			

Attributes	Sampling		Remarks
	Network	Frequency	
Conductivity	bodies		
For Ground Water	Ground water monitoring data should be collected at minimum of 8 locations (from existing wells /tube wells/existing current records) from the study area and shall be included.		
D. Traffic Study			
<ul style="list-style-type: none"> • Type of vehicles • Frequency of vehicles for transportation of materials • Additional traffic due to proposed project • Parking arrangement 			
E. Land Environment			
Soil <ul style="list-style-type: none"> • Particle size distribution • Texture • pH • Electrical conductivity • Cation exchange capacity • Alkali metals • Sodium Absorption Ratio (SAR) • Permeability • Water holding capacity • Porosity 	Soil samples be collected as per BIS specifications		
Land use/Landscape <ul style="list-style-type: none"> • Location code • Total project area • Topography • Drainage (natural) • Cultivated, forest, plantations, water bodies, roads and settlements 			
E. Biological Environment			

Attributes	Sampling		Remarks
	Network	Frequency	
Aquatic <ul style="list-style-type: none"> • Primary productivity • Aquatic weeds • Enumeration of phyto plankton, zoo plankton and benthos • Fisheries • Diversity indices • Trophic levels • Rare and endangered species • Marine Parks/ Sanctuaries/ closed areas /coastal regulation zone (CRZ) 			<p>Detailed description of flora and fauna (terrestrial and aquatic) existing in the study area shall be given with special reference to rare, endemic and endangered species. Indicator species which indicate ecological and environment degradation should be identified and included to clearly state whether the proposed project would result in to any adverse effect on any species.</p> <p>Samples to collect from upstream and downstream of discharge point, nearby tributaries at downstream, and also from dug wells close to activity site.</p> <p>For forest studies, direction of wind should be considered while selecting forests.</p> <p>Secondary data to collect from Government offices, NGOs, published literature.</p>
Terrestrial <ul style="list-style-type: none"> • Vegetation-species list, economic importance, forest produce, medicinal value • Importance value index (IVI) of trees • Fauna • Avi fauna • Rare and endangered species • Sanctuaries / National park / Biosphere reserve • Migratory routes 			
F. socio-economic			
<ul style="list-style-type: none"> • Demographic structure • Infrastructure resource base • Economic resource base • Health status: Morbidity pattern • Cultural and aesthetic attributes 			<p>Socio-economic survey is based on proportionate, stratified and random sampling method.</p> <p>Primary data collection through questionnaire</p> <p>Secondary data from census records, statistical hard books, topo sheets, health records and relevant official records available with Govt. Agencies</p>

Attributes	Sampling		Remarks
	Network	Frequency	
Education			

iii. Interpretation of each environment attribute shall be enumerated and summarized as given below:

- Ambient air quality
- Ambient Noise quality
- Surface water quality
- Ground water quality
- Soil quality
- Biological Environment
- Land use
- Socio-economic environment

4. Anticipated Environment Impacts and mitigation measures (In case of expansion, cumulative impact assessment shall be carried out)

i. Identification of potential impacts in the form of a **matrix** for the construction and operation phase for all the environment components

Activity	Environment	Ecological	Socio-economic
Construction phase			
Operation phase			

ii. Impact on ambient air quality (Sources; Embedded control measures; Assessment; Mitigation measures; Residual impact)

a. Construction phase

b. Operation phase

- Details of stack emissions from the existing as well as proposed activity.
- Assessment of ground level concentration of pollutants from the stack emission based on AQIP Modelling The air quality contours shall be plotted on a location map showing the location of project site, habitation nearby, sensitive receptors, if any along with wind rose map for respective period
- Impact on ground level concentration, under normal, abnormal and emergency conditions. Measures to handle emergency situations in the event of uncontrolled release of emissions.

iii. Impact on ambient noise quality (Sources; Embedded control measures; Assessment; Mitigation measures; Residual impact)

a. Construction phase

b. Operation phase

iv. Impact on traffic (Sources; Embedded control measures; Assessment; Mitigation measures; Residual impact)

a. Construction phase

b. Operation phase

v. Impact on soil quality (Sources; Embedded control measures; Assessment; Mitigation measures; Residual impact)

- a. Construction phase
- b. Operation phase
- vi. Impact on land use (Sources; Embedded control measures; Assessment; Mitigation measures; Residual impact)
 - a. Construction phase
 - b. Operation phase
- vii. Impact on surface water resource and quality (Sources; Embedded control measures; Assessment; Mitigation measures; Residual impact)
 - a. Construction phase
 - b. Operation phase
- viii. Impact on ground water resource and quality (Sources; Embedded control measures; Assessment; Mitigation measures; Residual impact)
 - a. Construction phase
 - b. Operation phase
- ix. Impact on terrestrial and aquatic habitat (Sources; Embedded control measures; Assessment; Mitigation measures; Residual impact)
 - a. Construction phase
 - b. Operation phase
- x. Impact on socio-economic environment (Sources; Embedded control measures; Assessment; Mitigation measures; Residual impact)
 - a. Construction phase
 - b. Operation phase
- xi. Impact on occupational health and safety (Sources; Embedded control measures; Assessment; Mitigation measures; Residual impact)
 - a. Construction phase
 - b. Operation phase

5. Analysis of Alternatives (Technology & Site)

- i. No project scenario
- ii. Site alternative
- iii. Technical and social concerns
- iv. Conclusion

6. Environmental Monitoring Program

- i. Details of the Environment Management Cell
- ii. Performance monitoring schedule for all pollution control devices shall be furnished.
- iii. Corporate Environment Policy
 - a. Does the company have a well laid down Environment Policy approved by its Board of Directors? If so, it may be detailed in the EIA report.
 - b. Does the Environment Policy prescribe for standard operating process / procedures to bring into focus any infringement / deviation / violation of the environment or forest norms / conditions? If so, it may be detailed in the EIA.
 - c. What is the hierarchical system or Administrative order of the company to deal with the environment issues and for ensuring compliance with the environment clearance conditions? Details of this system may be given.

- d. Does the company have system of reporting of non compliances / violations of environment norms to the Board of Directors of the company and / or shareholders or stakeholders at large? This reporting mechanism shall be detailed in the EIA report
- iv. Action plan for **post-project environment monitoring matrix:**

Activity	Aspect	Monitoring Parameter	Location	Frequency	Responsibility
Construction phase					
Operation phase					

7. Additional Studies

- i. Public consultation details (Entire proceedings as separate annexure along with authenticated English Translation of Public Consultation proceedings).
- ii. Summary of issues raised during public consultation along with action plan to address the same as per MoEF&CC O.M. dated 30/09/2020

S	Physical activity and action plan		Year of implementation (Budget in INR)			Total Expenditure (Rs. in Crores)
	Name of the Activity	Physical Targets	1 st	2 nd	3 rd	

- iii. Risk assessment
- Methodology
 - Hazard identification
 - Frequency analysis
 - Consequence analysis
 - Risk assessment outcome
- iv. Emergency response and preparedness plan

8. Project Benefits

- i. Environment benefits
- ii. Social infrastructure
- iii. Employment and business opportunity
- iv. Other tangible benefits

9. Environment Cost Benefit Analysis

- i. Net present value
- ii. Internal rate of return
- iii. Benefit cost ratio
- iv. Cost effectiveness analysis

10. Environment Management Plan (Construction and Operation phase)

- i. Air quality management plan
- ii. Noise quality management plan

- iii. Solid and hazardous waste management plan
- iv. Effluent management plan
- v. Storm water management plan
- vi. Rain water harvesting plan
- vii. Occupational health and safety management plan
- viii. Green belt development plan
- ix. Socio-economic management plan
- x. Wildlife conservation plan (In case of presence of schedule I species)
- xi. Total capital cost and recurring cost/annum for environment pollution control measures shall be included.

11. Conclusion of the EIA study

12. In addition to the above, any litigation pending against the project and/or any direction/order passed by any Court of Law against the project, if so, details thereof shall also be included. Has the unit received any notice under the Section 5 of Environment (Protection) Act, 1986 or relevant Sections of Air and Water Acts? If so, details thereof and compliance/ATR to the notice(s) and present status of the case.

SPECIAL CONDITIONS-

1. For Large ISPs, a 3-D view i.e. DEM (Digital Elevation Model) for the area in 10 km radius from the proposal site. MRL details of project site and RL of nearby sources of water shall be indicated.
2. Plan for the implementation of the recommendations made for the steel plants in the CREP guidelines.
3. Plan for solid wastes utilization
4. Plan for utilization of energy in off gases (coke oven, blast furnace)
5. System of coke quenching adopted with justification.
6. Details on environmentally sound technologies for recycling of hazardous materials, as per CPCB Guidelines, may be mentioned in case of handling scrap and other recycled materials.
7. Details on toxic metal content in the waste material and its composition and end use (particularly of slag).
8. Details on toxic content (TCLP), composition and end use of slag.
9. 100 % dolo char generated in the plant shall be used to generate power.
10. Fourth Hole fume extraction system shall be provided for SAF.WHR system shall be installed to recover sensible heat from flue gases of EAF. Provision for installation of jigging and briquetting plant to utilise the fines generated in the process.
11. No tailing pond is permitted for Iron ore slimes. Dewatering and filtration system shall be provided.
12. Emission/effluent norms as per G.S.R 894 (E) dated 4/12/2019.




HARYANA STATE POLLUTION CONTROL BOARD

1st Floor, Phagna Tower, ward no 10, National Highway No.2, Near red Rocks Cinema, Palwal.

Email:- hspcbropal@gmail.com

E-mail: hspcb@hry.nic.in



No. HSPCB/Consent/ : 313102621PALCTO13467003

Dated:02/08/2021

To.

M/s :PROMPT ENTERPRISES PVT LTD
Village Dhatir, Palwal

Subject: Grant of consent to operate to M/s PROMPT ENTERPRISES PVT LTD.

Please refer to your application no. 13467003 received on dated 2021-06-30 in regional office Palwal. With reference to your above application for consent to operate, M/s PROMPT ENTERPRISES PVT LTD is here by granted consent as per following specification/Terms and conditions.

Consent Under	BOTH
Period of consent	01/10/2021 - 30/09/2023
Industry Type	Industry or process involving metal surface treatment or process such as pickling/ electroplating/paint stripping/ heat treatment using cyanide bath/ phosphating or finishing and anodizing /enamellings/ galvanizing
Category	RED
Investment(In Lakh)	7068.0
Total Land Area(Sq. meter)	42443.0
Total Builtup Area(Sq. meter)	15000.0
Quantity of effluent	
1. Trade	52.0 KL/Day
2. Domestic	3.0 KL/Day
Number of outlets	2.0
Mode of discharge	
1. Domestic	Septic Tank
2. Trade	ETP
Domestic Effluent Parameters	
1. TSS	100 mg/l
2. PH	9.0 mg/l
3. O & G	10 mg/l
4. Ammonical Nitrogen	50 mg/l
5. Iron as Fe	3 mg/l
6. Phosphate as p	5 mg/l
7. Hexavalent Chromium	0.1 mg/l
8. Total Chromium	2 mg/l

9. Total Metal	10 mg/l
Trade Effluent Parameters	
1. TSS	100 mg/l
2. O & G	10 mg/l
3. Ammoniacal Nitrogen	50
4. PH	9.0
5. Iron as Fe	3 mg/l
6. Phosphate	5 mg/l
7. Hexavalent Chromium	0.1 mg/l
8. Total Chromium	2 mg/l
9. Total metal	10 mg/l
Number of stacks	2
Height of stack	
1. Stack attached with DG set	3 meter
2. Stack Attached to Pickling section	33 Mtrs
Emission parameters	
1. Sulfuric Acid Mist	50 mg/m ³
Product Details	
1. CRCA	600 Metric Tonnes/day
2. Steel Pipe	95 Metric Tonnes/day
Capacity of boiler	
1. NA	Ton/hr
Type of Furnace	
1. NA	
Type of Fuel	
1. RLLING	30 MT/Day
Raw Material Details	
HR Coils	500 Metric Tonnes/Day

*Regional Officer, Palwal
Haryana State Pollution Control Board.*

Terms and conditions

1. The applicants shall maintain good house keeping both within factory and in the premises. All hose pipelines values, storage tanks etc. shall be leak proof. In plant allowable pollutants levels, if specified by State Board should be met strictly.
2. The applicant/company shall comply with and carry out directive/orders issued by the Board in this consent order at all subsequent times without negligence of his /its part. The applicant/company shall be liable for such legal action against him as per provision of the law/act in case of violation of any order/directives. Issued at any time and or non compliance of the terms and conditions of his consent order.

3. The applicant shall make an application for grant of consent at least 90 days before the date of expiry of this consent.
4. Necessary fee as prescribed for obtaining renewal consent shall be paid by the applicant alongwith the consent application.
5. If due to any technological improvement or otherwise this Board is of opinion that all or any of the conditions referred to above required variation (including the change of any control equipment either in whole or in part) this Board shall after giving the applicant an opportunity of being heard vary all or such condition and there upon the applicant shall be bound to comply with the conditions so varied.
6. The industry shall provide adequate arrangement for fighting the accidental leakages, discharge of any pollutants gas/liquids from the vessels, mechanical equipment etc. which are likely to cause environment pollution.
7. The industry shall comply noise pollution (Regulation and control) Rules, 2000.
8. The industry shall comply all the direction/Rules/Instructions as may be issued by the MOEF/CPCB/HSPCB from time to time.
9. The industry shall ensure that various characteristics of the effluents remain within the tolerance limits as specified in EPA Standard and as amended from time to time and at no time the concentration of any characteristics should exceed these limits for discharge.
10. The industry would immediately submit the revised application to the Board in the event of any change in the raw material in process, mode of treatment/discharge of effluent. In case of change of process at any stage during the consent period, the industry shall submit fresh consent application alongwith the consent to operate fee, if found due, which may be on any account and that shall be paid by the industry and the industry would immediately submit the consent application to the Board in the event of any change during the year in the raw material, quantity, quality of the effluent, mode of discharge, treatment facilities etc.
11. The officer/official of the Board shall reserve the right to access for the inspection of the industry in connection with the various process and the treatment facilities. The consent to operate is subject to review by the Board at any time.
12. Permissible limits for any pollutants mentioned in the consent to operate order should not exceed the concentration permitted in the effluent by the Board.
13. The industry shall pay the balance fee, in case it is found due from the industry at any time later on.
14. If the industry fails to adhere to any of the conditions of this consent to operate order, the consent to operate so granted shall automatically lapse.
15. If the industry is closed temporarily at its own, they shall inform the Board and obtain permission before restart of the unit.
16. The industry shall comply all the Directions/ Rules/Instructions issued from time to time by the Board.

Specific Conditions :

1 Unit will submit online application 90 days before expiry of CTO. 2 Unit will maintain the daily log-book of ETP and source of water supply. 3 unit will not change the product without Board permission 4 Unit will follow the all ACTS/Rules/Regulation issued by the HSPCB/CPCB/NGT time to time in future. 5 Unit will submit the Analysis Report under Water & Air Act and Noise rules as per policy of the board. 6. Unit should complying the directions, conditions, guidelines, orders and rules etc. issued by Monitoring committee /

EPCA, HSPCB, CPCB, MoEF, Hon'ble High Court & Hon'ble Supreme Court of India time to time, otherwise CTE so granted shall be revoked without giving any further notice 7. A detailed water harvesting plan may be submitted by the project proponent. 8. That in case any additional charges / fees / penalty etc. are found payable towards this authorization / CTO/ CTE as per audit then the same shall be paid by the unit without any objection immediately as and when demanded by this office 9. If at any stage found that unit was involved in any past violation regarding Environment Laws / Rules / Acts then CTE/CTO so granted shall be revoked automatically & legal action will be initiate against the project proponent. 10. Unit will use underground water after obtaining approval from concerned authority. 11. That this CTE/CTO will not provide any immunity from any other Act/Rules/Regulations applicable to the project/land in question. 12. Unit will not use in illegal fuel. 13. Stack emission level should be stringent than the existing standards in terms of the identified critical pollutants. 14. Increase of green belt. 15. Stipulation of greenbelt outside the project premises such as avenue plantation, plantation in vacant areas, social forestry etc. 16. Unit will not change the quantity of effluent/Air emission without prior permission of the Board. 17. Unit will obtain all necessary clearance from all concerned departments/Authorities 18. Unit will comply all the Act/Rules/Notification/Directions i.e. HOWM Rules, E-waste Rules , PMW Rules, BMW Rules, Battery Rules and MSW Rules etc. 19 Unit will dispose off waste will be handed over to CTSDFs i.e. GEPIL. 20. Unit will apply for Authorization under HOWM rules wit in 15 Days after issuing the CTO.

*Regional Officer, Palwal
Haryana State Pollution Control Board.*



भारत सरकार

Government of India

वाणिज्य और उद्योग मंत्रालय

Ministry of Commerce & Industry

पेट्रोलियम तथा विस्फोटक सुरक्षा संगठन (पैसो)

Petroleum & Explosives Safety Organisation (PESO)

हाल संख्या 502 एवं 507, लेवल-5, ब्लॉक II, पुराना सी.जी.ओ. कॉम्प्लेक्स, एन.एच.4

फरीदाबाद- 121001

Hall No. 502 & 507, Level 5, Block B, Old CGO Complex, NH-4,
Faridabad - 121001

E-mail : jtccefaridabad@explosives.gov.in

Phone/Fax No : 0129 - 2410734, 2410732

संख्या /No. : P/NC/HN/15/1870 (P394505)

दिनांक /Dated : 14/12/2022

सेवा में
/To,

M/s. PROMPT ENTERPRISES PVT. LTD.,
B-3/7, First Floor, Yamuna Vihar, New Delhi,
New Delhi,
Taluka: New Delhi,
District: DELHI,
State: Delhi
PIN: 110053

विषय /Sub : Gut No, Kila No. 24/25/3, 27/28, PRITHLA - DHATIR ROAD, Village DUDHOLA DHATIR ROAD, Palwal, Taluka: Palwal, District: PALWAL, State: Haryana, PIN: 121102 में स्थित विद्यमान पेट्रोलियम वर्ग B अधिष्ठापन में अनुज्ञप्ति सं P/NC/HN/15/1870 (P394505) के नवीकरण के संदर्भ में।
Existing Petroleum Class B Installation at Gut No, Kila No. 24/25/3, 27/28, PRITHLA - DHATIR ROAD, Village DUDHOLA DHATIR ROAD, Palwal, Taluka: Palwal, District: PALWAL, State: Haryana, PIN: 121102 - Licence No. P/NC/HN/15/1870 (P394505) - Renewal regarding.

महोदय
/Sir(s),

कृपया आपके पत्र क्रमांक OIN1238298 दिनांक 13/12/2022 का अवलोकन करें।

Please refer to your letter No.: OIN1238298, dated 13/12/2022

अनुज्ञप्ति संख्या P/NC/HN/15/1870 (P394505) दिनांक 27/09/2018 को दिनांक 31/12/2023 तक नवीनीकृत कर इस पत्र के साथ अग्रषित की जा रही है।

Licence No. P/NC/HN/15/1870 (P394505) dated 27/09/2018 is forwarded herewith duly renewed upto 31/12/2023.

2002 के अधीन बनाए गए नियम 148 में दी गई प्रक्रिया का कड़ाई से पालन करें। अनुज्ञप्ति के नवीकरण हेतु समस्त दस्तावेजों को अनुज्ञप्ति की वैधता समाप्त होने की तिथि से कम से कम 30 दिन पूर्व to Jt. Chief Controller of Explosives, North Circle, Faridabad, so as to reach his कार्यालय में प्रस्तुत करें।

Please follow the procedure strictly as laid down in rule 148 of the Petroleum Rules, 2002 and submit complete documents for the Renewal of the licence to Jt. Chief Controller of Explosives, North Circle, Faridabad, so as to reach his office on or before the date on which Licence expires.

कृपया पावती दें।

Please acknowledge the receipt.

भवदीय /Yours faithfully,

((आर.एन.मीना)
(R.N.Meena)

संयुक्त मुख्य विस्फोटक निबंधक
Jt. Chief Controller of Explosives
फरीदाबाद/Faridabad

(अधिक जानकारी जैसे आवेदन की स्थिति, शुल्क तथा अन्य विवरण के लिए हमारी वेबसाइट : <http://peso.gov.in> देखें)
(For more information regarding status, fees and other details please visit our website: <http://peso.gov.in>)

Note:-This is system generated document does not require signature.

पेज सं. 2

अनुज्ञापि संख्या-(Licence No.) P/NC/HN/15/1870 (P394505)

नवीनीकरण के पहांकन के लिए स्थान
SPACE FOR ENDORSEMENT OF RENEWALS

पेट्रोलियम अधिनियम, १९३४ के उपबन्धों या उनके अधीन बनाए गए नियमों या इस अनुज्ञापि की शर्तों का उल्लंघन न होने की दशा में यह अनुज्ञापि फिस में बिना किसी छूट के दस वर्ष तक नवीकृत की जा सकेगी। This licence shall be renewable without any concession in fee for ten years in the absence of contravention of any provisions of the Petroleum Act, 1934 or of the rules framed thereunder or of any of the conditions of this licence.	नवीकरण की तारीख Date of Renewal	समाप्ति की तारीख Date of Expiry of license	अनुज्ञापन प्राधिकारी के हस्ताक्षर और स्टाम्प Signature and office stamp of the licencing authority.
1).	10/12/2019	31/12/2020	Sd/- R.N.Meena Jt. Chief Controller of Explosives Faridabad
2).	04/12/2020	31/12/2021	Sd/- License Renewed Online Jt. Chief Controller of Explosives Faridabad
3).	22/12/2021	31/12/2022	Sd/- R.N.Meena Jt. Chief Controller of Explosives Faridabad
4).	14/12/2022	31/12/2023	R.N.Meena Jt. Chief Controller of Explosives Faridabad

यदि अनुज्ञापि परिसर इसमें उपाबद्ध विवरण और शर्तों के अनुरूप नहीं पाए जाते हैं और जिन नियमों और शर्तों के अधीन यह अनुज्ञापि मंजूर की गई है उनमें से किसी का उल्लंघन होने की दशा में यह अनुज्ञापि रद्द की जा सकती है और अनुज्ञापिधारी प्रथम अपराध के लिए साधारण कारावास से, जो एक मास तक हो सकता है, या जुर्माने से, जो एक हजार रुपये तक हो सकता है, या दोनों से, और प्रत्येक पश्चातवर्ती अपराध के लिए साधारण कारावास से जो तीन मास तक हो सकता है, या जुर्माने से, जो पांच हजार रुपये तक हो सकता है, या दोनों से, दण्डनीय होगा।

This licence is liable to be cancelled if the licensed premises are not found conforming to the description given on the approved plan attached hereto and contravention of any of the rules and conditions under which this licence is granted and the holder of this licence is also punishable for the first offence with simple imprisonment which may be extend to one month, or with fine which may extend to one thousand rupees, or with both and for every subsequent offence with simple imprisonment which may extend to three months, or with fine which may extend to five thousand rupees or with both.


Note:-This is system generated document does not require signature.



QUALITY COUNCIL
OF INDIA
Creating an Ecosystem for Quality



National Accreditation Board for Education and Training



Certificate of Accreditation

Oceao Enviro Management Solutions India Pvt Ltd., Ghaziabad

Plot - No. 218, Sector-11, Vasundhara, Ghaziabad, Uttar Pradesh – 201012

The organization is accredited as **Category-A** under the QCI-NABET Scheme for Accreditation of EIA Consultant Organization, Version 3: for preparing EIA-EMP reports in the following Sectors-

S. No	Sector Description	Sector (as per)		Cat.
		NABET	MoEFCC	
1	Mining of minerals- opencast only	1	1 (a) (i)	A
2	Metallurgical industries (ferrous & non- ferrous)	8	3 (a)	B
3	Synthetic organic chemicals industry (dyes & dye intermediates; bulk drugs and intermediates excluding drug formulations; synthetic rubbers; basic organic chemicals, other synthetic organic chemicals and chemical intermediates)	21	5 (f)	B
4	Distilleries	22	5 (g)	A
5	Highways	34	7 (f)	A
6	Common Municipal Solid Waste Management Facility (CMSWMF)	37	7 (i)	B
7	Building and construction projects	38	8 (a)	B
8	Townships and Area Development projects	39	8 (b)	B

Note: Names of approved EIA Coordinators and Functional Area Experts are mentioned in RA AC minutes dated Oct 01, 2021 posted on QCI-NABET website.

The Accreditation shall remain in force subject to continued compliance to the terms and conditions mentioned in QCI-NABET's letter of accreditation bearing no. QCI/NABET/ENV/ACO/21/2117 dated Oct 26, 2021. The accreditation needs to be renewed before the expiry date by Oceao Enviro Management Solutions India Pvt Ltd., Ghaziabad following due process of assessment.

Sr. Director, NABET
Dated: Oct 26, 2021

Certificate No.
NABET/EIA/2124/RA 0217

Valid up to
August 04, 2024

For the updated List of Accredited EIA Consultant Organizations with approved Sectors please refer to the QCI-NABET website



Legend

- Boundary Pillar
- Canal
- Road
- 500m Buffer
- Project Site

Lease Area Co-ordinate			
Pillar No.	Latitude	Longitude	Pillar No.
A	28°12'4.99"N	77°15'43.44"E	J
B	28°12'4.89"N	77°15'38.74"E	K
C	28°12'6.51"N	77°15'38.06"E	L
D	28°12'17.72"N	77°15'44.21"E	M
E	28°12'21.27"N	77°15'34.33"E	N
F	28°12'21.21"N	77°15'40.15"E	O
G	28°12'19.19"N	77°15'40.16"E	P
H	28°12'19.21"N	77°15'41.79"E	Q
I	28°12'17.95"N	77°15'41.80"E	R

500m Buffer Map (Google Earth Imagery)

Manufacturing of CRCA sheets and Steel Pipes

M/s Prompt Enterprises PVT Ltd

Village :- Dhatir & Dudhola, Tehsil :- Palwal,
District :- Palwal (Haryana)


Source:

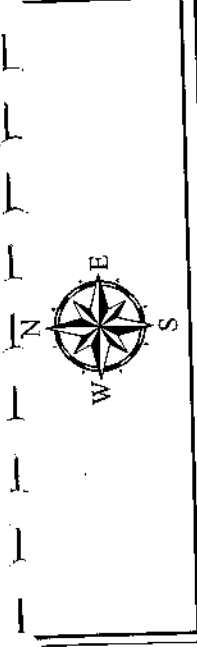
1. Survey of India Toposheet No H43X3 (Project Site)
 2. Survey of India Toposheets No.H43X3, H43X4, H43X7 & H43X8 (Study Area)
 3. Referenced From Google Satellite Imagery, 2022
 4. Referenced From ESRI LULC ESA-Sentinel-2, 10m Resolution Image
- Software Used:
ArcGIS 10.8.2

Note:

No National Park, Wildlife Sanctuary & EcoSensitive, BiosphereReserves Exists within 10km From Project Site.

Scale:





Legend

- Canal
- Major Road
- - - Minor Road
- 2 KM Buffer
- Project Site


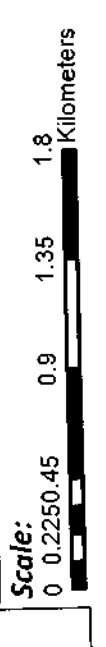
2 km Buffer Map
 (Google Earth Imagery)

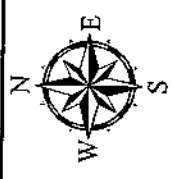
Manufacturing of CRCA sheets and Steel Pipes
M/s Prompt Enterprises PVT Ltd
Village :- Dhatir & Dudhola, Tehsil :- Palwal,
District :- Palwal (Haryana)

Source:
 1. Survey of India Toposheet No H43X8 (Project Site)
 2. Survey of India Toposheets No.H43X3, H43X4, H43X7 & H43X8 (Study Area)
 3. Referenced From Google Satellite Imagery, 2022
 4. Referenced From ESRI LULC ESA-Sentinel-2, 10m Resolution Image

Software Used:
 ArcGIS 10.8.2

Note:
 No National Park, Wildlife Sanctuary & EcoSensitive, BiosphereReserves Exists within 10km From Project Site.





Legend

- Canal
- Major Road
- Minor Road
- 5 KM Buffer
- Project Site

5 km Buffer Map (Google Earth Imagery)

Manufacturing of CRCA sheets and Steel Pipes
 M/s Prompt Enterprises PVT Ltd

Village :- Dhatir & Dudhola, Tehsil :- Palwal,
 District :- Palwal (Haryana)

Source:


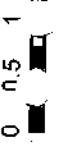
1. Survey of India Toposheet No H43X8 (Project Site)
2. Survey of India Toposheets No.H43X3, H43X4, H43X7 & H43X8 (Study Area)
3. Referenced From Google Satellite Imagery, 2022
4. Referenced From ESRI LULC ESA-Sentinel-2, 10m Resolution Image


Software Used:
 ArcGIS 10.8.2

Note:













No National Park, Wildlife Sanctuary & EcoSensitive,
 BiosphereReserves Exists within 10km From Project Site.

Scale:





Legend

	Project Site		Settlements
	10 Km Buffer		Streams
	15 Km Buffer		Roads
			Forest
			Waterbody
			Vegetation
			Contours
			Locations
			Railway

**15 Km buffer Map
(On toposheet)**

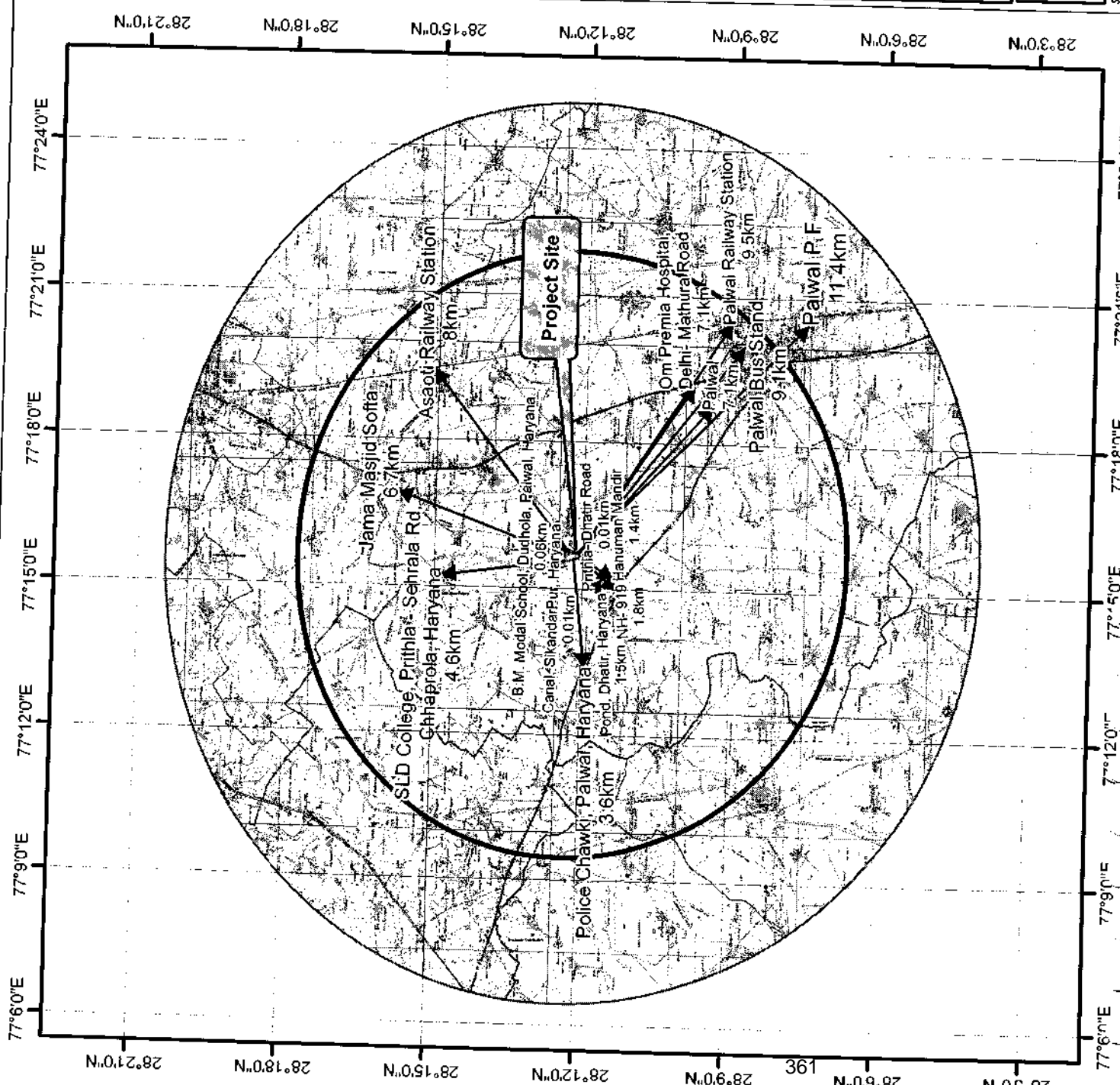
Manufacturing of CRCA sheets and Steel Pipes

M/s Prompt Enterprises Pvt Ltd

*Village :- Dhahir & Dudhola, Tehsil :- Palwal,
District :- Palwal (Haryana)*

Source: 1. Layout Plan provided by Project Proponent
2. Referenced From Census of India 2011

Software Used: ArcGIS 10.8.2



Legend

- Industries location
- Canal
- Minor Road
- Major Road
- 10 KM Buffer
- Project Site

S. No	Name of Industry	Distance from Project Site (In Km)	Direction
1	Prompt Enterprises Pvt. Ltd. (Prompt Steel Gadpuri)	5.52	NNNE
2	J D Sons Steels pvt ltd	1.83	ENE
3	Shree balajitech india	0.72	N
4	GNU Steel Casting Pvt. Ltd	3.3	ENE
5	M M Castings Pvt. Ltd	3.17	ENE
6	Fast Traders	4.31	ENE
7	Maestro International	4.78	ENE
8	Ferron Tubes Pvt. Ltd	5.45	ENE
9	S G INDUSTRIES-	0.52	N
10	ECO PLAST INDUSTRY	3.89	ENE
11	Mahabir Plastic Industries - Unit 2	4.67	ENE
12	G.B Industry	5.5	ENE

Major Industries Location Map


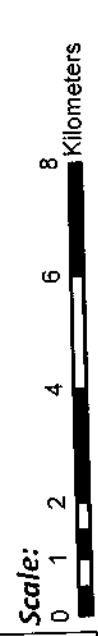
(Within 10Km buffer on Google Earth Imagery)


Manufacturing of CRCA sheets and Steel Pipes

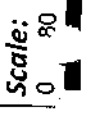
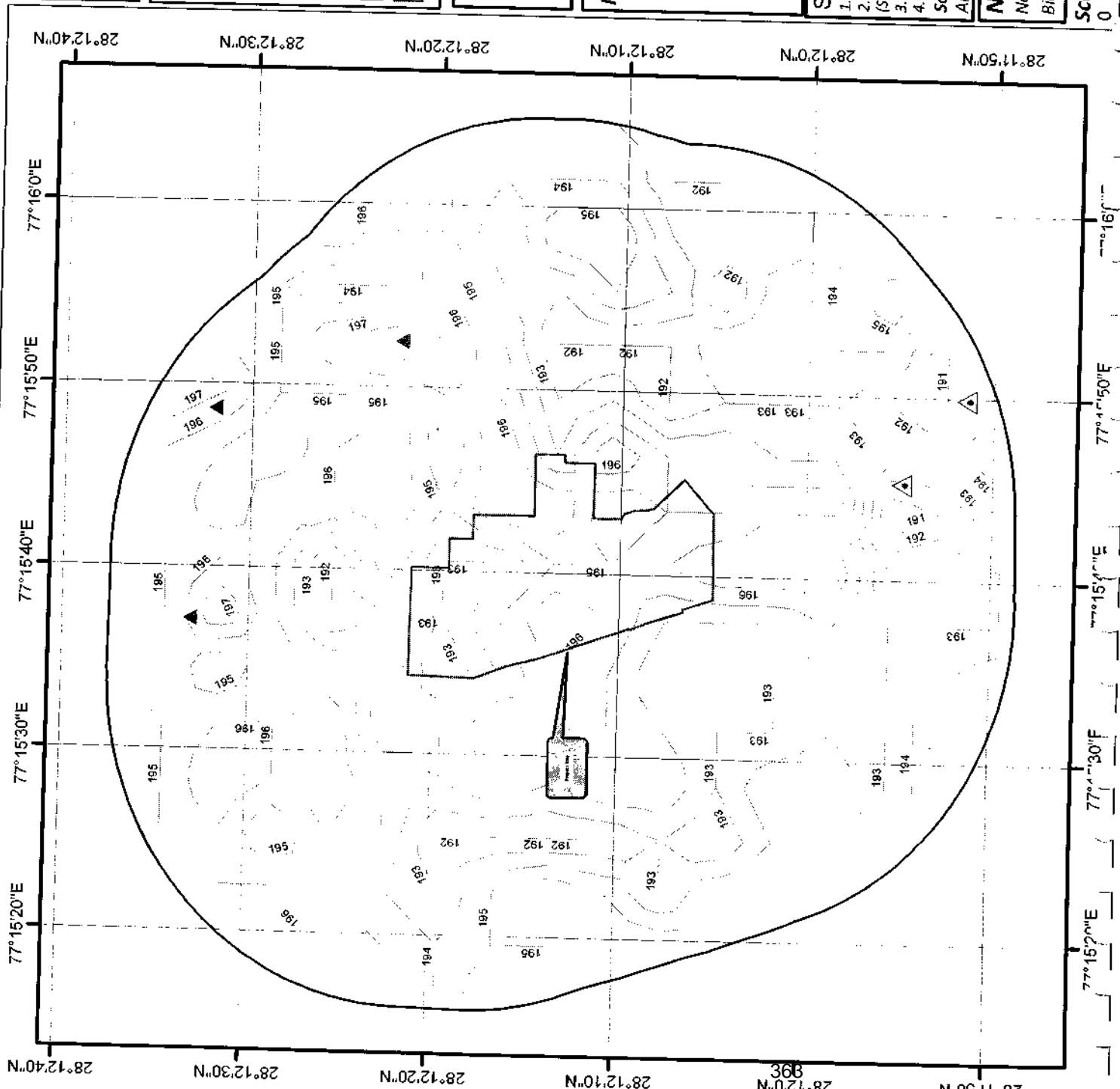
M/s Prompt Enterprises PVT Ltd

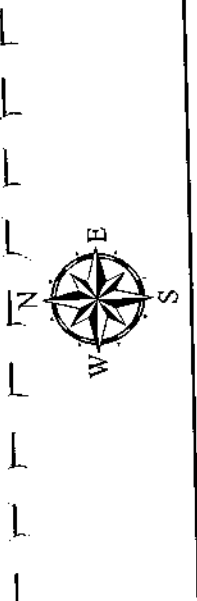
Village :- Dhatir & Dudhola, Tehsil :- Palwal,
District :- Palwal (Haryana)

Software Used:
ArcGIS 10.8.2



	<p>Legend</p> <ul style="list-style-type: none"> Contour 1m Interval ▲ Max Elevation:- 197m △ Min elevation:- 191m □ 10 Km Buffer □ Project Site 	<p>Contour Map (Within 500m Buffer)</p>	<p>Manufacturing of CRCA sheets and Steel Pipes</p> <p>M/s Prompt Enterprises Pvt Ltd</p> <p>Village :- Dhatir & Dudhola, Tehsil :- Palwal, District :- Palwal (Haryana)</p>
<p>Source:</p> <ol style="list-style-type: none"> 1. Survey of India Toposheet No H43X8 (Project Site) 2. Survey of India Toposheets No. H43X3, H43X4, H43X7 & H43X8 (Study Area) 3. Referenced From Google Satellite Imagery, 2022 4. Referenced From ESRI LULC ESA-Sentinel-2, 10m Resolution Image <p>Software Used: ArcGIS 10.8.2</p>		<p>Note:</p> <p>No National Park, Wildlife Sanctuary & EcoSensitive, BiosphereReserves Exists within 10km From Project Site.</p>	





Legend

- Contour 10m Interval
- ▲ Max Elevation:- 210m
- △ Min elevation:- 170m
- 10 Km Buffer
- Project Site

Contour Map
 (Within 10km Buffer)

Manufacturing of CRCA sheets and Steel Pipes

M/s Prompt Enterprises Pvt Ltd

Village :- Dhahir & Dudhola, Tehsil :- Palwal,
 District :- Palwal (Haryana)

Source:

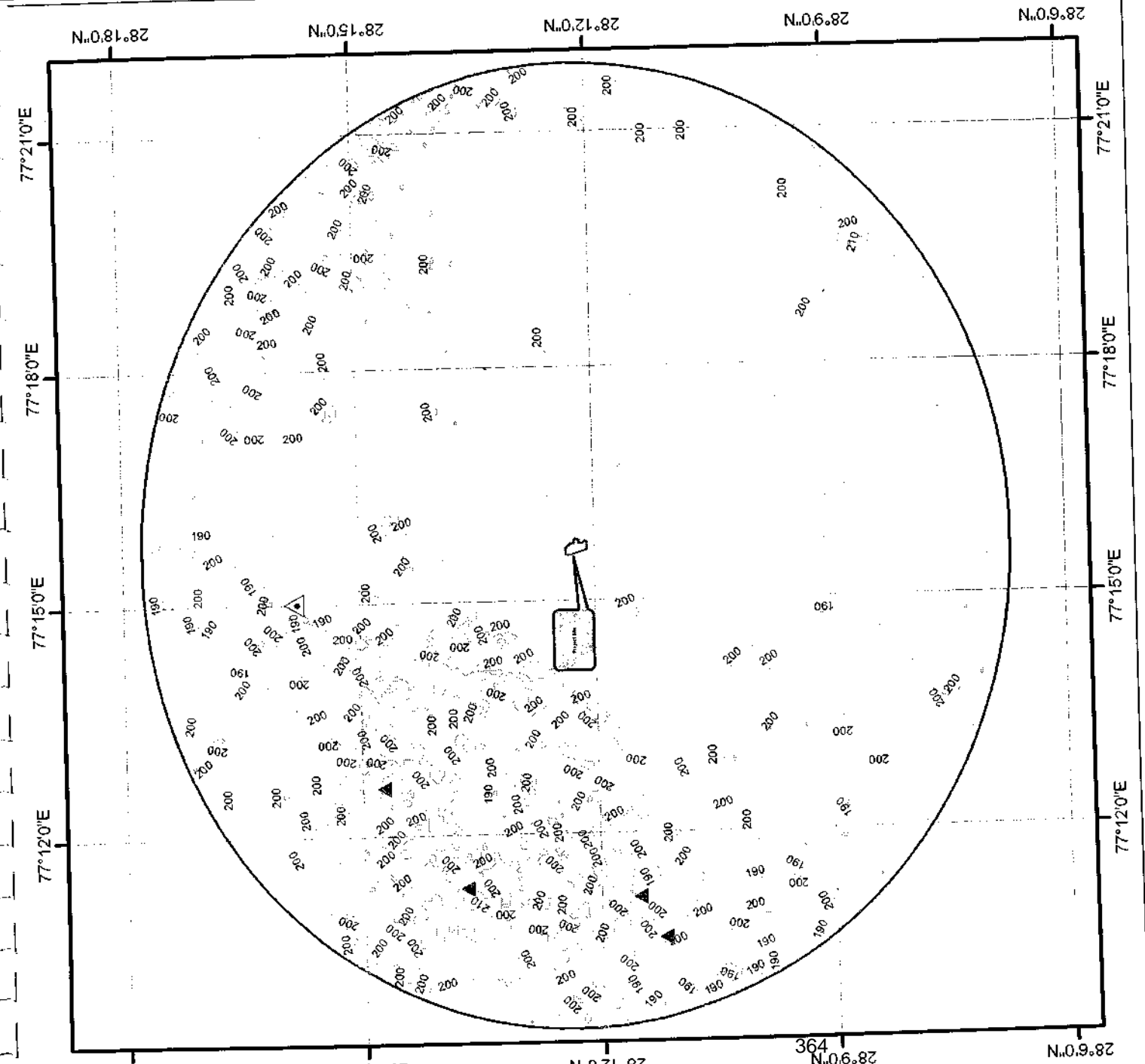
1. Survey of India Toposheet No H43X8 (Project Site)
2. Survey of India Toposheets No.H43X3, H43X4, H43X7 & H43X8 (Study Area)
3. Referenced From Google Satellite Imagery, 2022
4. Referenced From ESRI LULC ESA-Sentinel-2, 10m Resolution image

Software Used:
 ArcGIS 10.8.2

Note:

No National Park, Wildlife Sanctuary & EcoSensitive,
 BiosphereReserves Exists within 10km From Project Site.

Scale:



Legend

- Air Monitoring Locations
- Canal
- Major Road
- Minor Road
- 5 KM Buffer
- Project Site

S. No.	Particulars	Distance (KM)	Direction	Land use / Land cover	Latitude	Longitude
AAQ-1	Project site	0	0	Project Area	28°12'00"N	77°14'00"E
AAQ-2	Shri Vishwakarma Skill University	2.4	ESE	Subst. Area	28°11'35.53"N	77°17'13.80"E
AAQ-3	P. M. Model School Dughaha, Palwal	0.57	NE	Residential Area	28°12'15.17"N	77°15'56.84"E
AAQ-4	Baba Saikrupa Singh Temple	2.8	NW	Subst. Area	28°12'41.77"N	77°14'11.98"E
AAQ-5	Amroham	2.4	WNW	Residential Area	28°12'47.57"N	77°14'10.71"E
AAQ-6	H. P. Maheshwari Park, Dhadar	1.04	W	Residential Area	28°12'23.87"N	77°14'56.03"E
AAQ-7	Sri Hiralal Dhadar	1.29	SW	Residential Area	28°11'52.59"N	77°14'43.21"E
AAQ-8	Hiralal Public School Dughaha	1.6	SE	Residential Area	28°11'19.89"N	77°16'42.86"E

Air Monitoring Location Map
(Within 5km Buffer On Google Earth Imagery)


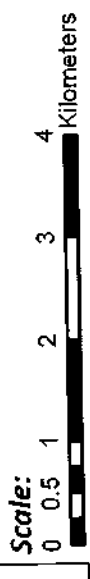
M/s Prompt Enterprises PVT Ltd
Manufacturing of CRCA sheets and Steel Pipes
Village :- Dhatir & Dudhola, Tehsil :- Palwal,
District :- Palwal (Haryana)

Source:

- Survey of India Toposheet No H43X8 (Project Site)
- Survey of India Toposheets No.H43X3, H43X4, H43X7 & H43X8 (Study Area)
- Referenced From Google Satellite Imagery, 2022
- Referenced From ESRI LULC ESA-Sentinel-2, 10m Resolution image

Software Used:
ArcGIS 10.8.2

Note:
No National Park, Wildlife Sanctuary & EcoSensitive, BiosphereReserves Exists within 10km From Project Site.



Legend

- Noise Monitoring Locations
- Canal
- Major Road
- Minor Road
- Project Site
- 5 KM Buffer

S. No.	Disturbances	Noise Quantity (NOI) Monitoring Locations		Latitude	Longitude
		Distance (KM)	Land Use / Land Cover		
NQ1	Shri Vaidharma SRI University	2.4	RSTF	28°12'0.00"N	77°15'40.30"E
NQ2	B M Mahat School Daudhola, Palwal	0.57	RIE	28°11'55.33"N	77°17'13.80"E
NQ3	Asopara	2.4	WNAW	28°12'31.17"N	77°18'56.84"E
NQ4	B F Maheshwari Park, Dhatir	1.04	W	28°12'33.52"N	77°18'40.01"E
NQ5	SSI Hospital Dhatir	1.92	SW	28°12'32.29"N	77°17'45.04"E
NQ6	Bhawal Public School, Dhatir	1.6	SE	28°11'59.89"N	77°16'43.80"E

Noise Monitoring Location Map

(Within 5km Buffer On Google Earth Imagery)

Manufacturing of CRCA sheets and Steel Pipes

M/s Prompt Enterprises PVT Ltd

Village :- Dhatir & Dudhola, Tehsil :- Palwal,
District :- Palwal (Haryana)

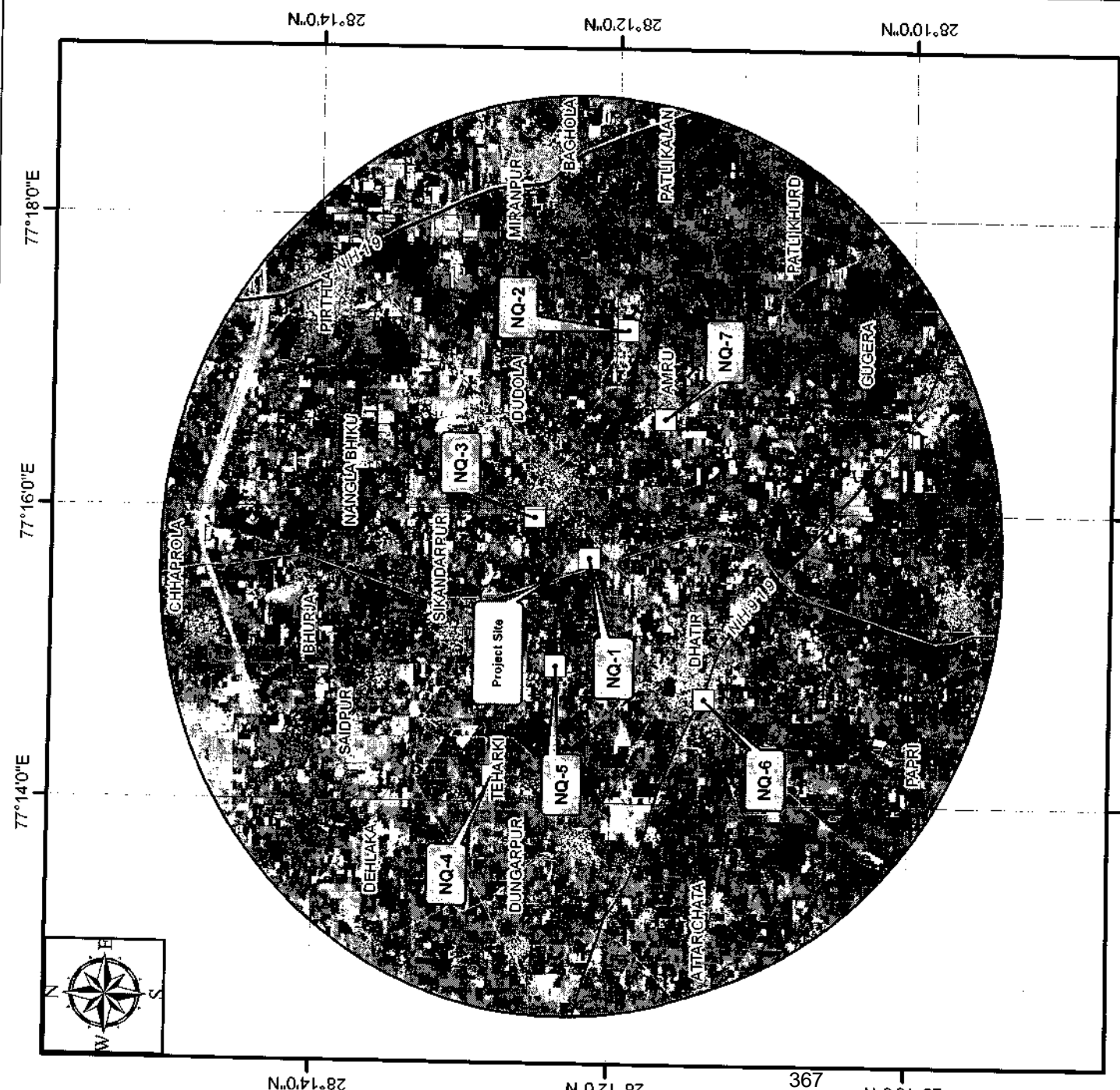
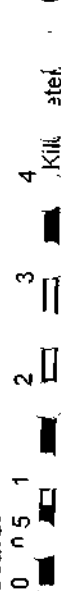
Source:

1. Survey of India Toposheet No H43X8 (Project Site)
 2. Survey of India Toposheets No.H43X3, H43X4, H43X7 & H43X8 (Study Area)
 3. Referenced From Google Satellite Imagery, 2022
 4. Referenced From ESRI LULC ESA-Sentinel-2, 10m Resolution Image
- Software Used:**
ArcGIS 10.8.2

Note:

No National Park, Wildlife Sanctuary & EcoSensitive, BiosphereReserves Exists within 10km From Project Site.

Scale:



Legend

- Surface Water Sampling Locations
- ▲ Ground Water Sampling Locations
- Canal
- Major Road
- Minor Road
- Project Site
- 5 KM Buffer

Surface Water Quality (SWQ) Monitoring Locations					
S. No.	Particulars	Distance (KM)	Direction	Latitude	Longitude
SWQ1	Baba Salpur water Temple Pond	2.4	NW	28°12'18"N	77°14'12"E
SWQ2	Dhara Pond	1.3	WSW	28°12'28"N	77°14'02"E
SWQ3	Dudhola Pond	0.5	NE	28°12'29"N	77°13'59"E
SWQ4	Pokhan water Mandir Pond	3.2	WSW	28°12'18"N	77°13'52"E
SWQ5	Mahish upstream	0.075	S	28°12'23"N	77°13'31"E
SWQ6	Hishah downstream	0.12	SE	28°12'22"N	77°13'38"E

Ground Water Quality (GWO) Monitoring Locations					
S. No.	Particulars	Distance (KM)	Direction	Latitude	Longitude
GWO1	Project Site	0	0	28°12'09"N	77°13'49"E
GWO2	Shri Vaidyanath Temple	2.4	ESE	28°11'55"N	77°13'13"E
GWO3	P. M. Mohi School Dudhola	0.57	NE	28°12'12"N	77°13'56"E
GWO4	Shri Mahadev Temple Dhara	1.04	W	28°12'22"N	77°14'07"E
GWO5	Shri Ram Mandir	2.1	NW	28°12'32"N	77°14'02"E
GWO6	Nis Hospital Dhara	1.99	SW	28°12'37"N	77°14'13"E


Water Sampling Location Map
(Within 5km Buffer On Google Earth Imagery)

Manufacturing of CRCA sheets and Steel Pipes
M/s Prompt Enterprises PVT Ltd
Village :- Dhatar & Dudhola, Tehsil :- Palwal,
District :- Palwal (Haryana)

Source:
1. Survey of India Toposheet No H43X8 (Project Site)
2. Survey of India Toposheets No. H43X3, H43X4, H43X7 & H43X8 (Study Area)
3. Referenced From Google Satellite Imagery, 2022
4. Referenced From ESRI LULC ESA-Sentinel-2, 10m Resolution Image
Software Used:
ArcGIS 10.8.2

Note:
No National Park, Wildlife Sanctuary & EcoSensitive, BiosphereReserves Exists within 10km From Project Site.

Scale:
0 0.5 1 2 3 4 Kilometers



Legend

- Soil Sampling Locations
- Canal
- Major Road
- Minor Road
- Project Site
- 5 KM Buffer

S. No.	Particulars	Soil Quality (SQ) Monitoring Locations			Latitude	Longitude
		Distance (KM)	Direction	Land Use / Land Cover		
SQ1	Project Site	0		Project Site	28°12'09"N	77°15'40"E
SQ2	Shri Vaidharani School	2.4	ESE	School Area	28°11'55"E	77°17'13"E
SQ3	B M Khand School	0.57	NE	Residential Area	28°12'32"E	77°15'36"E
SQ4	H P Anandam Fams	1.04	W	Residential Area	28°12'33"E	77°14'56"E
SQ5	Shri Karam Maank	3.1	WNW	School Area	28°12'32"E	77°14'56"E
SQ6	M/S Hospital Dhatir	1.77	SW	Residential Area	28°11'21"E	77°14'41"E
SQ7	Dhatir Public School	1.6	SE	Residential Area	28°11'39"E	77°16'37"E

Soil Sampling Location Map

(Within 5km Buffer On Google Earth Imagery)

Manufacturing of CRCA sheets and Steel Pipes

M/s Prompt Enterprises PVT Ltd

Village :- Dhatir & Dudhola, Tehsil :- Palwal, District :- Palwal (Haryana)


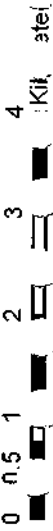
Source:

1. Survey of India Toposheet No H43X8 (Project Site)
 2. Survey of India Toposheets No. H43X3, H43X4, H43X7 & H43X8 (Study Area)
 3. Referenced From Google Satellite Imagery, 2022
 4. Referenced From ESRI LULC ESA-Sentinel-2, 10m Resolution Image
- Software Used:
ArcGIS 10.8.2

Note:

No National Park, Wildlife Sanctuary & EcoSensitive, Biosphere Reserves Exists within 10km From Project Site.

Scale:



ENVIRO-TECH SERVICES

An Analytical Laboratory



ISO 45001

(A GOVERNMENT APPROVED LAB)

Plot No. 1/32, S.S. of G.T. Road Industrial Area, Ghaziabad (U.P.) - 201001

email : etslab2012@gmail.com | Website : www.etslab.in | Ph : 9911516076, 9811736063

TEST REPORT

DATE OF REPORT: 22.03.2023

TEST REPORT NO.: ETS/2023/03/421

WATER SAMPLE ANALYSIS REPORT

Name And Address of Customer : M/s, The Prompt Enterprises Pvt Ltd, Village Dhatir & Dudhola, Tehsil & District Palwal, Haryana

Date of Sampling: 15.03.2023
 Analysis Start Date: 17.03.2023
 Analysis End Date: 21.03.2023
 Sample ID No: ETS/TP-121
 Sampling Done By: ETS STAFF
 Sampling Description: SURFACE WATER
 Sampling Location: SW-1: Baba Saidpur wale Temple Pond, (Lat. - 28°13'18.10"N; Long. - 77°14'12.08"E)
 Sampling Method: ETS/STP/WATER-02
 Sample Quantity: 2.0 + 0.5 Ltr
 Packing Condition: SEALED
 Packed In: P.V.C. AND GLASS BOTTLE

S. No.	Test Parameter	Unit	Result	Test Method
1	Temperature	°C	26.4	APHA 2550-B
2	Colour	Hazen	6.28	APHA 2120-B
3	Odour	...	Odourless	APHA 2150-B
4	pH	...	7.28	APHA 4500-H+
5	Total Dissolved Solids, (TDS)	mg/L	597.0	APHA 2540-C
6	Biological Oxygen Demand (BOD _{3@27°C})	mg/L	9.0	IS 3025 (Part-44)
7	Chemical Oxygen Demand, (COD)	mg/L	76.4	APHA 5220-B
8	Calcium, (Ca)	mg/L	58.2	APHA 3500-(Ca)-B
9	Turbidity	NTU	6.28	APHA 2130-B
10	Total Hardness, (CaCO ₃)	mg/L	218.4	APHA 2340-C
11	Dissolved Oxygen (DO)	mg/L	6.00	APHA 4500-(O)-C
12	Anionic Detergent, (MBAS)	mg/L	< 0.01	APHA 5540-C
13	Magnesium, (Mg)	mg/L	17.5	APHA 3500-(Mg)-B
14	Chloride, (Cl)	mg/L	58.2	APHA 4500-(Cl)-B
15	Conductivity	µs/cm	904.5	APHA 2510-B
16	Nitrate, (NO ₃)	mg/L	3.31	APHA 4500-(NO ₃)-B
17	Sulphate, (SO ₄)	mg/L	83.7	APHA 4500-(SO ₄)-E
18	Potassium, (K)	mg/L	12.2	APHA-3120B
19	Fluoride, (F)	mg/L	0.24	APHA 4500-(F)-D
20	Chromium, (Cr+6)	mg/L	< 0.01	APHA 3500-(Cr)-B
21	Cyanide, (CN)	mg/L	N.D.	APHA 4500-(CN)-D
22	Cadmium, (Cd)	mg/L	< 0.01	APHA 3120B
23	Sodium, (Na)	mg/L	81.5	APHA-3120B
24	Copper, (Cu)	mg/L	< 0.01	APHA-3120B
25	Iron, (Fe)	mg/L	0.18	APHA-3120B
26	Boron, (B)	mg/L	< 0.01	APHA 4500-(B)-C
27	Zinc, (Zn)	mg/L	< 0.01	APHA-3120B
28	Manganese, (Mn)	mg/L	< 0.01	APHA-3120B
29	Phenolic Compound, (C ₆ H ₅ OH)	mg/L	< 0.001	APHA 5530-C
30	Mineral Oil	mg/L	< 0.5	IS 3025 (Part-39)
31	Total Coliform Count	MPN/100mL	> 1600	IS 1622
32	Fecal Coliform (FC)	MPN/100mL	> 1600	IS 1622

FOR ENVIRO-TECH SERVICES

FOR ENVIRO-TECH SERVICES

AUTHORIZED SIGNATORY
Quality Manager

Notes: CHECKED BY

1. Test reports without ETS LAB HOLOGRAM are not issued by our laboratory.
2. The results mentioned only refer to the tested samples and listed applicable parameters.
3. No complaint will be entertained if received after 7 days of issue of test report.
4. Our liability is limited to invoice value only.
5. The sample shall be destroyed after 15 days & Biological / Perishable sample shall be destroyed immediately after issue of test report.
6. This test report shall not be used in any advertising media or as evidence in the court of Law without prior written permission of the laboratory.



ENVIRO-TECH SERVICES

An Analytical Laboratory



(A GOVERNMENT APPROVED LAB)

Plot No. 1/32, S.S. of G.T. Road Industrial Area, Ghaziabad (U.P.) - 201001

email : etslab2012@gmail.com | Website : www.etslab.in | Ph.: 9911516076, 9811736063

TEST REPORT

TEST REPORT NO.: ETS/2023/03/422

DATE OF REPORT: 22.03.2023

WATER SAMPLE ANALYSIS REPORT

Name And Address of Customer : M/s. The Prompt Enterprises Pvt Ltd , Village Dhatir & Dudhola, Tehsil & District Patwal, Haryana

Date of Sampling: 15.03.2023
 Analysis Start Date: 17.03.2023
 Analysis End Date: 21.03.2023
 Sample ID No: ETS/TP-122
 Sampling Done By: ETS STAFF
 Sampling Description: SURFACE WATER
 Sampling Location: SW-2,Dhatir Pond,(Lat. - 28°11'38.34"N;Long. - 77°14'49.95"E)
 Sampling Method: ETS/STP/WATER-02
 Sample Quantity: 2.0 + 0.5 Ltr
 Packing Condition: SEALED
 Packed In: P.V.C. AND GLASS BOTTLE

S. No.	Test Parameter	Unit	Result	Test Method
1	Temperature	°C	26.5	APHA 2550-B
2	Colour	Hazen	7.28	APHA 2120-B
3	Odour	Odourless		APHA 2150-B
4	pH		7.32	APHA 4500-H+
5	Total Dissolved Solids,(TDS)	mg/L	625.9	APHA 2540-C
6	Biological Oxygen Demand(BOD3@27°C)	mg/L	11.2	IS: 3025 (Part-44)
7	Chemical Oxygen Demand,(COD)	mg/L	91.5	APHA 5220-B
8	Calcium,(Ca)	mg/L	62.9	APHA 3500-(Ca)-B
9	Turbidity	NTU	7.28	APHA 2130-B
10	Total Hardness,(CaCO3)	mg/L	229.3	APHA 2340-C
11	Dissolved Oxygen(DO)	mg/L	6.48	APHA 4500-(O)-C
12	Anionic Detergent,(MBAS)	mg/L	< 0.01	APHA 5540-C
13	Magnesium,(Mg)	mg/L	20.9	APHA 3500-(Mg)-B
14	Chloride,(Cl)	mg/L	62.9	APHA 4500-(Cl)-B
15	Conductivity	µs/cm	934.1	APHA 2510-B
16	Nitrate,(NO3)	mg/L	3.57	APHA 4500-(NO3)-B
17	Sulphate,(SO4)	mg/L	90.4	APHA 4500-(SO4)-E
18	Potassium,(K)	mg/L	13.8	APHA-3120B
19	Fluoride,(F)	mg/L	0.22	APHA 4500-(F)-D
20	Chromium,(Cr-6)	mg/L	< 0.01	APHA 3500-(Cr)-B
21	Cyanide,(CN)	mg/L	N.D.	APHA 4500-(CN)-D
22	Cadmium,(Cd)	mg/L	< 0.01	APHA 3120B
23	Sodium,(Na)	mg/L	91.5	APHA-3120B
24	Copper,(Cu)	mg/L	< 0.01	APHA 3120B
25	Iron,(Fe)	mg/L	0.15	APHA-3120B
26	Boron,(B)	mg/L	< 0.01	APHA 4500-(B)-C
27	Zinc,(Zn)	mg/L	< 0.01	APHA-3120B
28	Manganese,(Mn)	mg/L	< 0.01	APHA-3120B
29	Phenolic Compound,(C6H5OH)	mg/L	< 0.01	APHA-3120B
30	Mineral Oil	mg/L	< 0.001	APHA 5530-C
31	Total Coliform Count	mg/L	< 0.5	IS 3025 (Part-39)
32	Fecal Coliform (FC)	MPN/100mL	> 1600	IS 1622
		MPN/100mL	> 1600	IS 1622

FOR ENVIRO-TECH SERVICES

FOR ENVIRO-TECH SERVICES
 End of Test Report

- Notes:
1. Test reports without ETS LAB HOLOGRAM are not issued by our laboratory.
 2. The results mentioned only refer to the tested samples and listed applicable parameters.
 3. No complaint will be entertained if received after 7 days of issue of test report.
 4. Our liability is limited to invoice value only.
 5. The sample shall be destroyed after 15 days & Biological / Perishable sample shall be destroyed immediately after issue of test report.
 6. This test report shall not be used in any advertising media or as evidence in the court of Law without prior written permission of the laboratory.

AUTHORIZED SIGNATORY
 Quality Manager

ENVIRO-TECH SERVICES

An Analytical Laboratory



ISO 45001

(A GOVERNMENT APPROVED LAB)

Plot No. 1/32, S.S. of G.T. Road Industrial Area, Ghaziabad (U.P.) - 201001

email: etslab2012@gmail.com | Website: www.etslab.in | Ph: 9911510076 9811736063

TEST REPORT

TEST REPORT NO.: ETS/2023/03/423

DATE OF REPORT: 22.03.2023

WATER SAMPLE ANALYSIS REPORT

Name And Address of Customer : M/s, The Prompt Enterprises Pvt Ltd, Village Dhatir & Dudhola, Tehsil & District Palwal, Haryana

Date of Sampling 15.03.2023
 Analysis Start Date 17.03.2023
 Analysis End Date 21.03.2023
 Sample ID No ETS/TP-123
 Sampling Done By ETS STAFF
 Sampling Description SURFACE WATER
 Sampling Location SW-3;Dudhola Pond.(Lat - 28°12'29.15"N;Long - 77°15'59.05"E)

Sampling Method ETS/STP/WATER-02
 Sample Quantity 2.0 + 0.5 Ltr
 Packing Condition SEALED
 Packed In P.V.C. AND GLASS BOTTLE

S. No.	Test Parameter	Unit	Result	Test Method
1	Temperature	o C	26.7	APHA 2550-B
2	Colour	Hazen	6.28	APHA 2120-B
3	Odour	...	Odourless	APHA 2150-B
4	pH	...	7.37	APHA 4500-H+
5	Total Dissolved Solids (TDS)	mg/L	652.2	APHA 2540-C
6	Biological Oxygen Demand(BOD _{3d} 27°C)	mg/L	7.4	IS: 3025 (Part-44)
7	Chemical Oxygen Demand (COD)	mg/L	84.8	APHA 5220-B
8	Calcium, (Ca)	mg/L	51.3	APHA 3500 (Ca)-B
9	Turbidity	NTU	5.28	APHA 2130-B
10	Total Hardness, (CaCO ₃)	mg/L	200.9	APHA 2340-C
11	Dissolved Oxygen(DO)	mg/L	5.28	APHA 4500 (O)-C
12	Anionic Detergent, (MBAS)	mg/L	< 0.01	APHA 5540-C
13	Magnesium (Mg)	mg/L	17.47	APHA 3500 (Mg)-B
14	Chloride, (Cl)	mg/L	51.3	APHA 4500 (Cl)-B
15	Conductivity	µs/cm	988.3	APHA 2510-B
16	Nitrate, (NO ₃)	mg/L	2.91	APHA 4500 (NO ₃)-B
17	Sulphate, (SO ₄)	mg/L	73.7	APHA 4500 (SO ₄)-E
18	Potassium, (K)	mg/L	14.6	APHA-3120B
19	Fluoride, (F)	mg/L	0.24	APHA 4500 (F)-D
20	Chromium, (Cr+6)	mg/L	< 0.01	APHA 3500 (Cr)-B
21	Cyanide, (CN)	mg/L	N.D.	APHA 4500 (CN)-D
22	Cadmium, (Cd)	mg/L	< 0.01	APHA 3120B
23	Sodium, (Na)	mg/L	87.7	APHA-3120B
24	Copper, (Cu)	mg/L	< 0.01	APHA 3120B
25	Iron, (Fe)	mg/L	0.21	APHA-3120B
26	Boron, (B)	mg/L	< 0.01	APHA 4500 (B)-C
27	Zinc, (Zn)	mg/L	< 0.01	APHA-3120B
28	Manganese, (Mn)	mg/L	< 0.01	APHA-3120B
29	Phenolic Compounds, (C ₆ H ₅ OH)	mg/L	< 0.001	APHA 5530-C
30	Mineral Oil	mg/L	< 0.5	IS 3025 (Part-39)
31	Total Coliform Count	MPN/100mL	> 1600	IS 1622
32	Fecal Coliform (FC)	MPN/100mL	> 1600	IS 1622

FOR ENVIRO-TECH SERVICES

For ENVIRO-TECH SERVICES

****End of Test Report****

TMD HUMRAJ
 AUTHORIZED SIGNATORY
 Quality Manager

- Noted: **CHECKED BY**
1. Test reports without ETS LAB HOLOGRAM are not issued by our laboratory.
 2. The results indicated only refer to the tested samples and listed applicable parameters.
 3. No complaint will be entertained if received after 7 days of issue of test report.
 4. Our liability is limited to invoice value only.
 5. The sample shall be destroyed after 15 days & Biological / Perishable sample shall be destroyed immediately after issue of test report.
 6. This test report shall not be used in any advertising media or as evidence in the court of Law without prior written permission of the laboratory.



ETS-LAB

ENVIRO-TECH SERVICES

An Analytical Laboratory



ISO 45001

(A GOVERNMENT APPROVED LAB)

Plot No. 1/32, S.S. of G.T. Road Industrial Area, Ghaziabad (U.P.) - 201001

email : etslab2012@gmail.com | Website : www.etslab.in | Ph : 9911516076, 9811736063

TEST REPORT

TEST REPORT NO.: ETS/2023/03/424

DATE OF REPORT: 22.03.2023

WATER SAMPLE ANALYSIS REPORT

Name And Address of Customer : M/s. The Prompt Enterprises Pvt Ltd , Village Dhatir & Dudhola, Tehsil & District Palwal, Haryana

Date of Sampling 15.03.2023
 Analysis Start Date 17.03.2023
 Analysis End Date 21.03.2023
 Sample ID No ETS/TP-124
 Sampling Done By ETS STAFF
 Sampling Description SURFACE WATER
 Sampling Location SW-4,Pokhar wala Madir Pond,(Lat. - 28°12'18.94"N,Long. - 77°13'37.63"E)
 Sampling Method ETS/STP/WATER-02
 Sample Quantity 2.0 + 0.5 Ltr
 Packing Condition SEALED
 Packed In P.V.C. AND GLASS BOTTLE

S. No.	Test Parameter	Unit	Result	Test Method
1	Temperature	°C	25.4	APHA 2550-B
2	Colour	Hazen	7.28	APHA 2120-B
3	Odour		Odourless	APHA 2150-B
4	pH		7.30	APHA 4500-H+
5	Total Dissolved Solids,(TDS)	mg/L	587.7	APHA 2540-C
6	Biological Oxygen Demand(BOD ₅ 27°C)	mg/L	12.6	IS: 3025 (Part-44)
7	Chemical Oxygen Demand,(COD)	mg/L	98.6	APHA 5220-B
8	Calcium,(Ca)	mg/L	55.3	APHA 3500,(Ca)-B
9	Turbidity	NTU	7.28	APHA 2130-B
10	Total Hardness,(CaCO ₃)	mg/L	209.7	APHA 2340-C
11	Dissolved Oxygen,(DO)	mg/L	4.50	APHA 4500,(O)-C
12	Anionic Detergent,(MBAS)	mg/L	< 0.01	APHA 5540-C
13	Magnesium,(Mg)	mg/L	39.2	APHA 3500,(Mg)-B
14	Chloride,(Cl)	mg/L	56.3	APHA 4500,(Cl)-B
15	Conductivity	µS/cm	877.1	APHA 2510-B
16	Nitrate,(NO ₃)	mg/L	3.14	APHA 4500,(NO ₃)-B
17	Sulphate,(SO ₄)	mg/L	79.5	APHA 4500,(SO ₄)-E
18	Potassium,(K)	mg/L	11.7	APHA-3120B
19	Fluoride,(F)	mg/L	0.29	APHA 4500,(F)-D
20	Chromium,(Cr+6)	mg/L	< 0.01	APHA 3500,(Cr)-B
21	Cyanide,(CN)	mg/L	N.D.	APHA 4500,(CN)-D
22	Cadmium,(Cd)	mg/L	< 0.01	APHA 3120B
23	Sodium,(Na)	mg/L	96.4	APHA-3120B
24	Copper,(Cu)	mg/L	< 0.01	APHA 3120B
25	Iron,(Fe)	mg/L	0.25	APHA-3120B
26	Boron,(B)	mg/L	< 0.01	APHA 4500,(B)-C
27	Zinc,(Zn)	mg/L	< 0.01	APHA-3120B
28	Manganese,(Mn)	mg/L	< 0.01	APHA-3120B
29	Phenolic Compound,(C ₆ H ₅ OH)	mg/L	< 0.001	APHA 5530-C
30	Mineral Oil	mg/L	< 0.5	IS 3025 (Part-39)
31	Total Coliform Count	MPN/100mL	> 1600	IS 1622
32	Fecal Coliform (FC)	MPN/100mL	> 1600	IS 1622

FOR ENVIRO-TECH SERVICES

Note:

CHECKED BY

1. Test reports without ETS LAB HOLOGRAM are not issued by our laboratory.
2. The results indicated only refer to the tested samples and listed applicable parameters.
3. No complaint will be entertained if received after 7 days of issue of test report.
4. Our liability is limited to invoice value only.
5. The sample shall be destroyed after 15 days & Biological / Perishable sample shall be destroyed immediately after issue of test report.
6. This test report shall not be used in any advertising media or as evidence in the court of Law without prior written permission of the laboratory.

FOR ENVIRO-TECH SERVICES
 End of Test Report
 AUTHORIZED SIGNATORY
 Quality Manager



ETS-LAB

ENVIRO-TECH SERVICES

An Analytical Laboratory



ISO 45001

(A GOVERNMENT APPROVED LAB)

Plot No. 1/32, S.S. of G.T. Road Industrial Area, Ghaziabad (U.P.) - 201001

email : etslab2012@gmail.com | Website : www.etslab.in | Ph. : 9911516076, 9811/35983

TEST REPORT

TEST REPORT NO.: ETS/2023/03/425

DATE OF REPORT: 22.03.2023

WATER SAMPLE ANALYSIS REPORT

Name And Address of Customer : M/s. The Prompt Enterprises Pvt Ltd, Village Dhatir & Dudhola, Tehsil & District Palwal, Haryana

Date of Sampling : 15.03.2023
 Analysis Start Date : 17.03.2023
 Analysis End Date : 21.03.2023
 Sample ID No : ETS/TP-125
 Sampling Done By : ETS STAFF
 Sampling Description : SURFACE WATER
 Sampling Location : SW-5, Nallah-upstream, (Lat. - 28°12'23.76"N, Long. - 77°15'31.68"E)

Sampling Method : ETS/STP/WATER-02
 Sample Quantity : 2.0 + 0.5 Ltr
 Packing Condition : SEALED
 Packed In : P.V.C. AND GLASS BOTTLE

S. No.	Test Parameter	Unit	Result	Test Method
1	Temperature	°C	26.6	APHA 2550-B
2	Colour	Hazen	5.28	APHA 2120-B
3	Odour	...	Odourless	APHA 2150-B
4	pH	...	7.34	APHA 4500-H+
5	Total Dissolved Solids, (TDS)	mg/L	991.6	APHA 2540-C
6	Biological Oxygen Demand (BOD _{3d} 27°C)	mg/L	45.7	IS: 3025 (Part-44)
7	Chemical Oxygen Demand, (COD)	mg/L	135.8	APHA 5220-B
8	Calcium, (Ca)	mg/L	110.1	APHA 3500, (Ca)-B
9	Turbidity	NTU	7.28	APHA 2130-B
10	Total Hardness, (CaCO ₃)	mg/L	340.7	APHA 2340-C
11	Dissolved Oxygen, (DO)	mg/L	7.92	APHA 4500, (O)-C
12	Anionic Detergent, (MBAS)	mg/L	< 0.01	APHA 5540-C
13	Magnesium, (Mg)	mg/L	58.3	APHA 3500, (Mg)-B
14	Chloride, (Cl)	mg/L	72.2	APHA 4500, (Cl)-B
15	Conductivity	µS/cm	1525.8	APHA 2510-B
16	Nitrate, (NO ₃)	mg/L	3.77	APHA 4500, (NO ₃)-B
17	Sulphate, (SO ₄)	mg/L	137.3	APHA 4500, (SO ₄)-E
18	Potassium, (K)	mg/L	16.00	APHA-3120B
19	Fluoride, (F)	mg/L	0.28	APHA 4500, (F)-D
20	Chromium, (Cr+6)	mg/L	< 0.01	APHA 3500, (Cr)-B
21	Cyanide, (CN)	mg/L	N.D.	APHA 4500, (CN)-D
22	Cadmium, (Cd)	mg/L	< 0.01	APHA 3120B
23	Sodium, (Na)	mg/L	133.5	APHA-3120B
24	Copper, (Cu)	mg/L	< 0.01	APHA 3120B
25	Iron, (Fe)	mg/L	0.49	APHA-3120B
26	Boron, (B)	mg/L	< 0.01	APHA 4500, (B)-C
27	Zinc, (Zn)	mg/L	< 0.01	APHA-3120B
28	Manganese, (Mn)	mg/L	< 0.01	APHA-3120B
29	Phenolic Compound, (C ₆ H ₅ OH)	mg/L	< 0.001	APHA 5530-C
30	Mineral Oil	mg/L	< 0.5	IS 3025 (Part-39)
31	Total Coliform Count	MPN/100mL	> 1600	IS 1622
32	Fecal Coliform (FC)	MPN/100mL	> 1600	IS 1622

FOR ENVIRO-TECH SERVICES

FOR ENVIRO-TECH SERVICES
*****End of Test Report*****

- Notes:
1. Test reports without ETS LAB HOLOGRAM are not issued by our laboratory.
 2. The results indicated only refer to the tested samples and listed applicable parameters.
 3. No complaint will be entertained if received after 7 days of issue of test report.
 4. Our liability is limited to invoice value only.
 5. The sample shall be destroyed after 15 days & Biological / Perishable sample shall be destroyed immediately after issue of test report.
 6. This test report shall not be used in any advertising media or as evidence in the court of Law without prior written permission of the laboratory.

MD HANMURAJ
AUTHORIZED SIGNATORY
Quality Manager



ENVIRO-TECH SERVICES

An Analytical Laboratory



(A GOVERNMENT APPROVED LAB)

Plot No. 1/32, S.S. of G.T. Road Industrial Area, Ghaziabad (U.P.) - 201001

email : etslab2012@gmail.com | Website : www.etslab.in | Ph: 9911516076, 9811736063

TEST REPORT

TEST REPORT NO.: ETS/2023/03/426

DATE OF REPORT: 22.03.2023

WATER SAMPLE ANALYSIS REPORT

Name And Address of Customer : M/s, The Prompt Enterprises Pvt Ltd, Village Dhatir & Dudhola, Tehsil & District Palwal, Haryana

Date of Sampling 15.03.2023
 Analysis Start Date 17.03.2023
 Analysis End Date 21.03.2023
 Sample ID No ETS/TP-126
 Sampling Done By ETS STAFF
 Sampling Description SURFACE WATER
 Sampling Location SW-6; Nailah-down stream ,(Lat.- 28°12'2 34"N; Long.- 77°15'38.96"E)

Sampling Method ETS/STP/WATER-02
 Sample Quantity 2.0 + 0.5 Ltr
 Packing Condition SEALED
 Packed In P.V.C. AND GLASS BOTTLE

S. No.	Test Parameter	Unit	Result	Test Method
1	Temperature	°C	26.7	APHA 2560-B
2	Colour	Hazen	7.28	APHA 2120-B
3	Odour		Odourless	APHA 2150-B
4	pH		7.37	APHA 4500-H+
5	Total Dissolved Solids (TDS)	mg/L	1057.6	APHA 2540-C
6	Biological Oxygen Demand (BOD ₅ @ 20°C)	mg/L	52.0	IS: 3025 (Part-44)
7	Chemical Oxygen Demand (COD)	mg/L	210.0	APHA 5220-B
8	Calcium (Ca)	mg/L	111.8	APHA 3500 (Ca)-B
9	Turbidity	NTU	8.28	APHA 2130-B
10	Total Hardness (CaCO ₃)	mg/L	345.1	APHA 2340-C
11	Dissolved Oxygen (DO)	mg/L	9.48	APHA 4500 (O)-C
12	Anionic Detergent (MBAS)	mg/L	< 0.01	APHA 5540-C
13	Magnesium (Mg)	mg/L	62.2	APHA 3500 (Mg)-B
14	Chloride (Cl)	mg/L	77.5	APHA 4500 (Cl)-B
15	Conductivity	µs/cm	1527.1	APHA 2510-B
16	Nitrate (NO ₃)	mg/L	4.07	APHA 4500 (NO ₃)-B
17	Sulphate (SO ₄)	mg/L	153.2	APHA 4500 (SO ₄)-E
18	Potassium (K)	mg/L	21.7	APHA-3120B
19	Fluoride (F)	mg/L	0.39	APHA 4500 (F)-D
20	Chromium (Cr+6)	mg/L	< 0.01	APHA 3500 (Cr)-B
21	Cyanide (CN)	mg/L	N.D.	APHA 4500 (CN)-D
22	Cadmium (Cd)	mg/L	< 0.01	APHA 3120B
23	Sodium (Na)	mg/L	145.7	APHA-3120B
24	Copper (Cu)	mg/L	< 0.01	APHA 3120B
25	Iron (Fe)	mg/L	0.67	APHA-3120B
26	Boron (B)	mg/L	< 0.01	APHA 4500 (B)-C
27	Zinc (Zn)	mg/L	< 0.01	APHA-3120B
28	Manganese (Mn)	mg/L	< 0.01	APHA-3120B
29	Phenolic Compound (C ₆ H ₅ OH)	mg/L	< 0.001	APHA 5530-C
30	Mineral Oil	mg/L	< 0.5	IS 3025 (Part-39)
31	Total Coliform Count	MPN/100mL	> 1600	IS 1622
32	Fecal Coliform (FC)	MPN/100mL	> 1600	IS 1622

FOR ENVIRO-TECH SERVICES

FOR ENVIRO-TECH SERVICES
 *****End of Test Report*****

Note:

1. Test reports without ETS LAB HOLOGRAM are not issued by our laboratory.
2. The results indicated only refer to the tested samples and listed applicable parameters.
3. No complaint will be entertained if received after 7 days of issue of test report.
4. Our liability is limited to invoice value only.
5. The sample shall be destroyed after 15 days & Biological / Perishable sample shall be destroyed immediately after issue of test report.
6. This test report shall not be used in any advertising media or as evidence in the court of Law without prior written permission of the laboratory.

AUTHORIZED SIGNATORY
 Quality Manager



ETS-LAB

ENVIRO-TECH SERVICES

An Analytical Laboratory



ISO 45001

(A GOVERNMENT APPROVED LAB)

Plot No. 1/32, S.S. of G.T. Road Industrial Area, Ghaziabad (U.P.) - 201001

email : etslab2012@gmail.com | Website www.etslab.in | Ph. 9911516076 9811736063

TEST REPORT

TEST REPORT NO.: ETS/2023/03/415

DATE OF REPORT: 22.03.2023

WATER SAMPLE ANALYSIS REPORT

Name And Address of Customer : M/s. The Prompt Enterprises Pvt Ltd, Village Dhalir & Dudhola, Tehsil & District Palwal, Haryana

Date of Sampling 15.03.2023
 Analysis Start Date 17.03.2023
 Analysis End Date 21.03.2023
 Sample ID No ETS/TP-115
 Sampling Done By ETS STAFF
 Sampling Description GROUND WATER
 Sampling Location GW- 1;Project Site (Lat - 28°12'9.69"N;Long - 77°15'40.39"E)

Sampling Method ETS/STPWATER-02
 Sample Quantity 2.0 + 0.5 Ltr
 Packing Condition SEALED
 Packed In P.V.C. AND GLASS BOTTLE

S. No.	Test Parameter	Unit	Result	Specification/Limit (As per IS: 10500: 2012)		Test Method
				Desirable	Permissible	
1	Temperature	°C	26.5	Not Specified	Not Specified	APHA 2550-B
2	Colour	Hazen	<5.0	5	15	APHA 2120-B
3	Odour	Qualitative	Agreeable	Agreeable	Agreeable	APHA 2150-B
4	Taste	Qualitative	Agreeable	Agreeable	Agreeable	APHA 2160-C
5	pH		7.33	6.5 - 8.5	No relaxation	APHA 4500-H*
6	Turbidity	NTU	<1.0	1	5	APHA 2130-B
7	Total Dissolved Solids, (TDS)	mg/L	403.2	500	2000	APHA 2540-C
8	Fluoride, (F)	mg/L	0.16	1	1.5	APHA 4500(F)-D
9	Total Alkalinity (CaCO ₃)	mg/L	183.3	200	600	APHA 2320-B
10	Total Hardness (CaCO ₃)	mg/L	117.3	200	600	APHA 2340-C
11	Calcium, (Ca)	mg/L	40.8	75	200	APHA 3500 (Ca)-B
12	Chloride, (Cl)	mg/L	74.8	250	1000	APHA 4500 (Cl)-B
13	Magnesium, (Mg)	mg/L	3.65	30	100	APHA 3500 (Mg)-B
14	Nitrate, (NO ₃)	mg/L	1.26	45	No relaxation	APHA 4500 (NO ₃)-B
15	Sulphate, (SO ₄)	mg/L	52.2	200	400	APHA 4500 (SO ₄)-E
16	Boron, (B)	mg/L	< 0.01	0.5	1	APHA 4500 (B)-C
17	Aluminium, (Al)	mg/L	< 0.01	0.03	0.2	APHA 3120B
18	Arsenic, (As)	mg/L	< 0.01	0.01	No relaxation	APHA 3120B
19	Cadmium, (Cd)	mg/L	< 0.001	0.003	No relaxation	APHA 3120B
20	Chromium, (Cr)	mg/L	< 0.01	0.05	No relaxation	APHA 3120B
21	Copper, (Cu)	mg/L	< 0.01	0.05	1.5	APHA 3120B
22	Iron, (Fe)	mg/L	< 0.05	1	No relaxation	APHA 3120B
23	Lead, (Pb)	mg/L	< 0.01	0.01	No relaxation	APHA 3120B
24	Manganese, (Mn)	mg/L	< 0.01	0.1	0.3	APHA 3120B
25	Mercury, (Hg)	mg/L	< 0.001	0.001	No relaxation	APHA 3114C
26	Selenium, (Se)	mg/L	< 0.01	0.01	No relaxation	APHA 3120B
27	Zinc, (Zn)	mg/L	< 0.01	5	15	APHA 3120B
28	Anionic Detergent, (MBAS)	mg/L	< 0.01	0.2	1	APHA 5540-C
29	Mineral Oil	mg/L	< 0.5	0.5	No relaxation	IS 3025 (Part-39)
30	Phenolic Compound, (C ₆ H ₅ OH)	mg/L	< 0.001	0.001	0.002	APHA 5530-C
31	Conductivity	µs/cm	632.9	Not Specified	Not Specified	APHA 2510-B
32	Total Coliform Count	per 100ml	Absent	Shall not be detectable		IS 15185
33	Escherichia coli	per 100ml	Absent	Shall not be detectable		IS 15185

*FOR ENVIRO-TECH SERVICES

*FOR ENVIRO-TECH SERVICES

- Notes:
1. Test reports without ETS LAB HOLOGRAM are not issued by our laboratory.
 2. The results mentioned only refer to the tested samples and listed applicable parameters.
 3. No complaint will be entertained if received after 7 days of issue of test report.
 4. Our liability is limited to invoice value only.
 5. The sample shall be destroyed after 15 days & Biological / Perishable sample shall be destroyed immediately after issue of test report.
 6. This test report shall not be used in any advertising media or as evidence in the court of Law without prior written permission of the laboratory.

AUTHORIZED SIGNATORY
Quality Manager



ENVIRO-TECH SERVICES

An Analytical Laboratory



ISO 45001

(A GOVERNMENT APPROVED LAB)

Plot No. 1/32, S.S. of G.T. Road Industrial Area, Ghaziabad (U.P.) - 201001

email : etslab2012@gmail.com | Website : www.etslab.in | Ph : 9911516076, 9811736063

TEST REPORT

TEST REPORT NO.: ETS/2023/03/416

DATE OF REPORT: 22.03.2023

WATER SAMPLE ANALYSIS REPORT

Name And Address of Customer : M/s, The Prompt Enterprises Pvt Ltd, Village Dhatir & Dudhola, Tehsil & District Palwal, Haryana

Date of Sampling : 15.03.2023
 Analysis Start Date : 17.03.2023
 Analysis End Date : 21.03.2023
 Sample ID No : ETS/TP-116
 Sampling Done By : ETS STAFF
 Sampling Description : **GROUND WATER**
 Sampling Location : GW- 2, Shri Vishwakarma Skill University, (Lat - 28°11'55.53"N; Long - 77°17'13.80"E)
 Sampling Method : ETS/STP/WATER-02
 Sample Quantity : 2.0 + 0.5 Ltr
 Packing Condition : SEALED
 Packed In : P.V.C. AND GLASS BOTTLE

S. No.	Test Parameter	Unit	Result	Specification/Limit (As per IS:10500: 2012)		Test Method
				Desirable	Permissible	
1	Temperature	°C	26.3	Not Specified	Not Specified	APHA 2550-B
2	Colour	Hazen	<5.0	5	15	APHA 2120-B
3	Odour	Qualitative	Agreeable	Agreeable	Agreeable	APHA 2150-B
4	Taste	Qualitative	Agreeable	Agreeable	Agreeable	APHA 2160-C
5	pH		7.38	6.5 - 8.5	No relaxation	APHA 4500-HH
6	Turbidity	NTU	<1.0	1	5	APHA 2130-B
7	Total Dissolved Solids (TDS)	mg/L	393.8	500	2000	APHA 2540-C
8	Fluoride (F)	mg/L	0.21	1	1.5	APHA 4500 (F-)D
9	Total Alkalinity (CaCO3)	mg/L	184.0	200	600	APHA 2320-B
10	Total Hardness (CaCO3)	mg/L	132.5	200	600	APHA 2340-C
11	Calcium (Ca)	mg/L	41.9	75	200	APHA 3500 (Ca)-B
12	Chloride (Cl)	mg/L	75.1	250	1000	APHA 4500 (Cl)-B
13	Magnesium (Mg)	mg/L	6.67	30	100	APHA 3500 (Mg)-B
14	Nitrite (NO2)	mg/L	1.25	45	No relaxation	APHA 4500 (NO2)-B
15	Sulphate (SO4)	mg/L	53.4	200	400	APHA 4500 (SO4)-E
16	Boron (B)	mg/L	< 0.01	0.5	1	APHA 4500 (B)-C
17	Aluminium (Al)	mg/L	< 0.01	0.03	0.2	APHA-3120B
18	Arsenic (As)	mg/L	< 0.01	0.01	No relaxation	APHA 3120B
19	Cadmium (Cd)	mg/L	< 0.001	0.003	No relaxation	APHA 3120B
20	Chromium (Cr)	mg/L	< 0.01	0.05	No relaxation	APHA 3120B
21	Copper (Cu)	mg/L	< 0.01	0.05	1.5	APHA 3120B
22	Iron (Fe)	mg/L	< 0.05	1	No relaxation	APHA 3120B
23	Lead (Pb)	mg/L	< 0.01	0.01	No relaxation	APHA-3120B
24	Manganese (Mn)	mg/L	< 0.01	0.1	0.3	APHA 3120B
25	Mercury (Hg)	mg/L	< 0.001	0.001	No relaxation	APHA 3114C
26	Selenium (Se)	mg/L	< 0.01	0.01	No relaxation	APHA-3120B
27	Zinc (Zn)	mg/L	< 0.01	5	15	APHA-3120B
28	Anionic Detergent (MBAS)	mg/L	< 0.01	0.2	1	APHA 5540-C
29	Mineral Oil	mg/L	< 0.5	0.5	No relaxation	IS 3025 (Part-29)
30	Phenolic Compound (C6H5OH)	mg/L	< 0.001	0.001	0.002	APHA 5530-C
31	Conductivity	µS/cm	598.5	Not Specified	Not Specified	APHA 2510-B
32	Total Coliform Count	per 100mL	Absent	Shall not be detectable		IS 15185
33	Faecal coliform	per 100mL	Absent	Shall not be detectable		IS 15185

Note:

1. Test Reports without ETS-LAB HOLOGRAM are not issued by our laboratory.
2. The results mentioned only refer to the tested samples and listed applicable parameters.
3. No complaint will be entertained if received after 7 days of issue of test report.
4. Our liability is limited to invoice value only.
5. The sample shall be destroyed after 15 days & Biological / Perishable sample shall be destroyed immediately after issue of test report.
6. This test report shall not be used in any advertising media or as evidence in the court of Law without prior written permission of the laboratory.

FOR ENVIRO-TECH SERVICES

For ENVIRO-TECH SERVICES

AUTHORIZED SIGNATORY
Quality Manager

ENVIRO-TECH SERVICES

An Analytical Laboratory



(A GOVERNMENT APPROVED LAB)

Plot No. 1/32, S.S. of G.T. Road Industrial Area, Ghaziabad (U.P.) - 201001

email : etslab2012@gmail.com | Website : www.etslab.in | Ph. 9911518076, 9811736083

TEST REPORT

TEST REPORT NO: ETS/2023/03/417

DATE OF REPORT: 22.03.2023

WATER SAMPLE ANALYSIS REPORT

Name And Address of Customer : M/s, The Prompt Enterprises Pvt Ltd, Village Dhatir & Dudhola, Tehsil & District Palwal, Haryana

Date of Sampling: 15.03.2023
 Analysis Start Date: 17.03.2023
 Analysis End Date: 21.03.2023
 Sample ID No: ETS/TP-117
 Sampling Done By: ETS STAFF
 Sampling Description: GROUND WATER
 Sampling Location: GW- 3/B M Model School Dudhola, Palwal, (Lat. - 28°12'32.17"N; Long - 77°15'56.84"E)
 Sampling Method: ETS/STP/WATER-02
 Sample Quantity: 20 + 0.5 Ltr
 Packing Condition: SEALED
 Packed In: P.V.C. AND GLASS BOTTLE

S. No.	Test Parameter	Unit	Result	Specification/Limit (As per IS:10500: 2012)		Test Method
				Desirable	Permissible	
1	Temperature	°C	26.0	Not Specified	Not Specified	APHA 2550-B
2	Colour	Hazen	<5.0	5	15	APHA 2120-B
3	Odour	Qualitative	Agreeable	Agreeable	Agreeable	APHA 2150-B
4	Taste	Qualitative	Agreeable	Agreeable	Agreeable	APHA 2160-C
5	pH		7.30	6.5 - 8.5	No relaxation	APHA 4500-H+
6	Turbidity	NTU	<1.0	1	5	APHA 2130-B
7	Total Dissolved Solids (TDS)	mg/L	374.5	500	2000	APHA 2540-C
8	Fluoride (F)	mg/L	0.18	1	1.5	APHA 4500 (F-)D
9	Total Alkalinity (CaCO3)	mg/L	189.8	200	600	APHA 2320-B
10	Total Hardness (CaCO3)	mg/L	138.7	200	600	APHA 2340-C
11	Calcium (Ca)	mg/L	42.7	75	200	APHA 3500 (Ca)-B
12	Chloride (Cl)	mg/L	74.5	250	1000	APHA 4500 (Cl)-B
13	Magnesium (Mg)	mg/L	7.67	30	100	APHA 3500 (Mg)-D
14	Nitrate (NO3)	mg/L	1.26	45	No relaxation	APHA 4500 (NO3)-B
15	Sulphate (SO4)	mg/L	55.2	200	400	APHA 4500 (SO4)-E
16	Boron (B)	mg/L	<0.01	0.5	1	APHA 4500 (B)-C
17	Aluminium (Al)	mg/L	<0.01	0.03	0.2	APHA 3120B
18	Arsenic (As)	mg/L	<0.01	0.01	No relaxation	APHA 3120B
19	Cadmium (Cd)	mg/L	<0.001	0.003	No relaxation	APHA 3120B
20	Chromium (Cr)	mg/L	<0.01	0.05	No relaxation	APHA 3120B
21	Copper (Cu)	mg/L	<0.01	0.05	1.5	APHA 3120B
22	Iron (Fe)	mg/L	<0.05	1	No relaxation	APHA 3120B
23	Lead (Pb)	mg/L	<0.01	0.01	No relaxation	APHA 3120B
24	Manganese (Mn)	ug/L	<0.01	0.1	0.3	APHA 3120B
25	Mercury (Hg)	mg/L	<0.001	0.001	No relaxation	APHA 3114C
26	Selenium (Se)	mg/L	<0.01	0.01	No relaxation	APHA 3120B
27	Zinc (Zn)	mg/L	<0.01	5	15	APHA 3120B
28	Anionic Detergent (MBAS)	mg/L	<0.01	0.2	1	APHA 5540-C
29	Mineral Oil	mg/L	<0.5	0.5	No relaxation	IS 3025 (Part-39)
30	Phenolic Compound (C6H5OH)	mg/L	<0.001	0.001	0.002	APHA 5530-C
31	Conductivity	us/cm	587.9	Not Specified	Not Specified	APHA 2510-B
32	Total Coliform Count	per 100mL	Absent	Shall not be detectable		IS 15185
33	Escherichia coli	per 100mL	Absent	Shall not be detectable		IS 15185

FOR ENVIRO-TECH SERVICES

AUTHORIZED SIGNATORY
Quality Manager

- Note:
1. Test reports without ETS LAB HOLOGRAM are not issued by our laboratory.
 2. The results mentioned only refer to the tested samples and listed applicable parameters.
 3. No complaint will be entertained if received after 7 days of issue of test report.
 4. Our liability is limited to Invoice value only.
 5. The sample shall be destroyed after 15 days & Biological / Perishable sample shall be destroyed immediately after issue of test report.
 6. This test report shall not be used in any advertising media or as evidence in the court of Law without prior written permission of the laboratory.

ENVIRO-TECH SERVICES

An Analytical Laboratory



ISO 45001

(A GOVERNMENT APPROVED LAB)

Plot No. 1/32, S.S. of G.T. Road Industrial Area, Ghaziabad (U.P.) - 201001

email : etslab2012@gmail.com | Website : www.etslab.in | Ph.: 9911516076, 9811736063



TEST REPORT

TEST REPORT NO.: ETS/2023/03/418

DATE OF REPORT: 22.03.2023

WATER SAMPLE ANALYSIS REPORT

Name And Address of Customer : M/s. The Prompt Enterprises Pvt Ltd , Village Dhatir & Dudhola, Tehsil & District Palwal, Haryana

Date of Sampling 15.03.2023
 Analysis Start Date 17.03.2023
 Analysis End Date 21.03.2023
 Sample ID No ETS/IP-118
 Sampling Done By ETS STAFF
 Sampling Description GROUND WATER
 Sampling Location GW- 4;B P Mushroom Farm, Dhatir,(Lat. - 28°12'22.87"N;Long. - 77°14'56.03"E)
 Sampling Method ETS/STP/WATER-02
 Sample Quantity 2.0 + 0.5 Ltr
 Packing Condition SEALED
 Packed In P.V.C. AND GLASS BOTTLE

S. No.	Test Parameter	Unit	Result	Specification/Limit (As per IS:10500: 2012)		Test Method
				Desirable	Permissible	
1	Temperature	°C	27.4	Not Specified	Not Specified	APHA 2550-B
2	Colour	Hazen	<5.0	5	15	APHA 2120-B
3	Odour	Qualitative	Agreeable	Agreeable	Agreeable	APHA 2150-B
4	Taste	Qualitative	Agreeable	Agreeable	Agreeable	APHA 2160-C
5	pH		7.37	6.5 - 8.5	No relaxation	APHA 4500(H)-
6	Turbidity	NTU	<1.0	1	5	APHA 2120-B
7	Total Dissolved Solids (TDS)	mg/L	403.9	500	2000	APHA 2640-C
8	Fluoride (F)	mg/L	0.20	1	1.5	APHA 4500 (F)-D
9	Total Alkalinity (CaCO3)	mg/L	191.6	200	600	APHA 2320-B
10	Total Hardness (CaCO3)	mg/L	140.0	200	600	APHA 2340-C
11	Calcium (Ca)	mg/L	43.1	75	200	APHA 3500 (Ca)-B
12	Chloride (Cl)	mg/L	75.2	250	1000	APHA 4500 (Cl)-B
13	Magnesium (Mg)	mg/L	7.74	30	100	APHA 3500 (Mg)-B
14	Nitrate (NO3)	mg/L	1.42	45	No relaxation	APHA 4500 (NO3)-B
15	Sulphate (SO4)	mg/L	52.5	200	400	APHA 4500 (SO4)-E
16	Boron (B)	mg/L	<0.01	0.5	1	APHA 4500 (B)-C
18	Arsenic (As)	mg/L	<0.01	0.03	0.2	APHA-3120B
19	Cadmium (Cd)	mg/L	<0.01	0.01	No relaxation	APHA-3120B
20	Chromium (Cr)	mg/L	<0.001	0.003	No relaxation	APHA-3120B
21	Copper (Cu)	mg/L	<0.01	0.05	No relaxation	APHA-3120B
22	Iron (Fe)	mg/L	<0.01	0.05	1.5	APHA-3120B
23	Lead (Pb)	mg/L	<0.05	1	No relaxation	APHA-3120B
24	Manganese (Mn)	mg/L	<0.01	0.01	No relaxation	APHA-3120B
25	Mercury (Hg)	ug/L	<0.01	0.1	0.3	APHA-3120B
26	Selenium (Se)	mg/L	<0.001	0.001	No relaxation	APHA-3114C
27	Zinc (Zn)	mg/L	<0.01	0.01	No relaxation	APHA-3120B
28	Anionic Detergent (MBAS)	mg/L	<0.01	5	15	APHA 3120B
29	Mineral Oil	mg/L	<0.01	0.2	1	APHA 5540-C
30	Phenolic Compou. (C6H5OH)	mg/L	<0.5	0.5	No relaxation	IS 3025 (Part-3)
31	Conductivity	µS/cm	<0.001	0.001	0.002	APHA 5530-C
32	Total Coliform Count	per 100ml	842.2	Not Specified	Not Specified	APHA 2510-B
33	Escherichia coli	per 100mL	Absent	Shall not be detectable	Shall not be detectable	IS 15185

FOR ENVIRO-TECH SERVICES

For ENVIRO-TECH SERVICES

MD HAMBRA
 AUTHORIZED SIGNATORY
 Quality Manager

1. Test reports without ETS LAB HOLOGRAM are not issued by our laboratory.
2. The test reports refer only to the tested samples and listed applicable parameters.
3. No complaint will be entertained if received after 7 days of issue of test report.
4. Our liability is limited to invoice value only.
5. The sample shall be destroyed after 15 days & Biological / Perishable sample shall be destroyed immediately after issue of test report.
6. This test report shall not be used in any advertising media or as evidence in the court of Law without prior written permission of the laboratory.



ENVIRO-TECH SERVICES

An Analytical Laboratory



(A GOVERNMENT APPROVED LAB)

Plot No. 1/32, S.S. of G.T. Road Industrial Area, Ghaziabad (U.P.) - 201001

email : etslab2012@gmail.com | Website : www.etslab.in | Ph.: 9911618076, 9811736063

TEST REPORT

TEST REPORT NO : ETS/2023/03/419

DATE OF REPORT: 22.03.2023

WATER SAMPLE ANALYSIS REPORT

Name And Address of Customer : M/s. The Prompt Enterprises Pvt Ltd, Village Dhatir & Dudhola, Tehsil & District Palwal, Haryana

Date of Sampling 15.03.2023
 Analysis Start Date 17.03.2023
 Analysis End Date 21.03.2023
 Sample ID No ETS/TP-119
 Sampling Done By ETS STAFF
 Sampling Description GROUND WATER
 Sampling Location GW- 5; Shiv Ram Mandir, (Lat. - 28°13'22.72"N; Long. - 77°14'57.25"E)
 Sampling Method ETS/STP/WATER-02
 Sample Quantity 2.0 + 0.5 Ltr
 Packing Condition SEALED
 Packed In P.V.C. AND GLASS BOTTLE

S. No.	Test Parameter	Unit	Result	Specification/Limit (As per IS:10500; 2012)		Test Method
				Desirable	Permissible	
1	Temperature	o C	26.0	Not Specified	Not Specified	APHA 2550-B
2	Colour	Hazen	<5.0	5	15	APHA 2120-B
3	Odour	Qualitative	Agreeable	Agreeable	Agreeable	APHA 2150-B
4	Taste	Qualitative	Agreeable	Agreeable	Agreeable	APHA 2160-C
5	pH		7.32	6.5 - 8.5	No relaxation	APHA 4500-H+
6	Turbidity	NTU	<1.0	1	5	APHA 2130-B
7	Total Dissolved Solids (TDS)	mg/L	344.8	500	2000	APHA 2540-C
8	Fluoride (F)	mg/L	0.17	1	1.5	APHA 4500 (F)-D
9	Total Alkalinity (CaCO3)	mg/L	183.0	200	600	APHA 2320-B
10	Total Hardness (CaCO3)	mg/L	153.7	200	600	APHA 2340-C
11	Calcium (Ca)	mg/L	43.3	75	200	APHA 3500 (Ca)-B
12	Chloride (Cl)	mg/L	68.5	250	1000	APHA 4500 (Cl)-B
13	Magnesium (Mg)	mg/L	10.89	30	100	APHA 3500 (Mg)-E
14	Nitrate (NO3)	mg/L	1.44	45	No relaxation	APHA 4500 (NO3)-B
15	Sulphate (SO4)	mg/L	55.8	200	400	APHA 4500 (SO4)-E
16	Boron (B)	mg/L	< 0.01	0.5	1	APHA 4500 (B) C
17	Aluminum (Al)	mg/L	< 0.01	0.03	0.2	APHA 3120B
18	Arsenic (As)	mg/L	< 0.01	0.01	No relaxation	APHA 3120B
19	Cadmium (Cd)	mg/L	< 0.001	0.003	No relaxation	APHA 3120B
20	Chromium (Cr)	mg/L	< 0.01	0.05	No relaxation	APHA 3120B
21	Copper (Cu)	mg/L	< 0.01	0.05	1.5	APHA 3120B
22	Iron (Fe)	mg/L	< 0.06	1	No relaxation	APHA 3120B
23	Lead (Pb)	mg/L	< 0.01	0.01	No relaxation	APHA 3120B
24	Manganese (Mn)	ug/L	< 0.01	0.1	0.3	APHA 3120B
25	Mercury (Hg)	mg/L	< 0.001	0.001	No relaxation	APHA 3114C
26	Selenium (Se)	mg/L	< 0.01	0.01	No relaxation	APHA 3120B
27	Zinc (Zn)	mg/L	< 0.01	5	15	APHA 3120B
28	Anionic Detergent (MBAS)	mg/L	< 0.01	0.2	1	APHA 5540-C
29	Mineral Oil	mg/L	< 0.5	0.5	No relaxation	IS 3025 (Part-39)
30	Phenolic Compound (C6H5OH)	mg/L	< 0.001	0.001	0.002	APHA 5530-C
31	Conductivity	us/cm	537.8	Not Specified	Not Specified	APHA 2510-B
32	Total Coliform Count	per 100ml	Absent	Shall not be detectable		IS 15185
33	Escherichia coli	per 100ml	Absent	Shall not be detectable		IS 15185

FOR ENVIRO-TECH SERVICES

For ENVIRO-TECH SERVICES

- Notes:
- Test reports without ETS LAB HOLOGRAM are not issued by our laboratory.
 - The results mentioned only refer to the tested samples and listed applicable parameters.
 - No complaint will be entertained if received after 7 days of issue of test report.
 - Our liability is limited to invoice value only.
 - The sample shall be destroyed after 15 days & Biological / Perishable sample shall be destroyed immediately after issue of test report.
 - This test report shall not be used in any advertising media or as evidence in the court of Law without prior written permission of the laboratory.

AUTHORIZED SIGNATORY
Quality Manager

ENVIRO-TECH SERVICES

An Analytical Laboratory



ISO 45001

(A GOVERNMENT APPROVED LAB)

Plot No. 1/32, S.S. of G.T. Road Industrial Area, Ghaziabad (U.P.) - 201001

email : etslab2012@gmail.com | Website : www.etslab.in | Ph: 9911516076, 9811736063

ETS-LAB

TEST REPORT

TEST REPORT NO. ETS/2023/03/420

DATE OF REPORT: 22.03.2023

WATER SAMPLE ANALYSIS REPORT

Name And Address of Customer : M/s, The Prompt Enterprises Pvt Ltd , Village Dhatir & Dudhola, Tehsil & District Patwal, Haryana

Date of Sampling 15.03.2023
 Analysis Start Date 17.03.2023
 Analysis End Date 21.03.2023
 Sample ID No ETS/TP-120
 Sampling Done By ETS STAFF
 Sampling Description GROUND WATER
 Sampling Location GW- 6,MS Hospital Dhatir,(Lat. - 28°11'22.59"N;Long. - 77°14'43.21"E)

Sampling Method ETS/STP/WATER-02
 Sample Quantity 2.0 + 0.5 Ltr
 Packing Condition SEALED
 Packed In P.V.C. AND GLASS BOTTLE

S. No.	Test Parameter	Unit	Result	Specification/Limit (As per IS:10500: 2012)		Test Method
				Desirable	Permissible	
1	Temperature	°C	28.1	Not Specified	Not Specified	APHA 2550-B
2	Colour	Hazen	<5 U	5	15	APHA 2120-B
3	Odour	Qualitative	Agreeable	Agreeable	Agreeable	APHA 2150-B
4	Taste	Qualitative	Agreeable	Agreeable	Agreeable	APHA 2160-C
5	pH		7.37	6.5 - 8.5	No relaxation	APHA 4500-H+
6	Turbidity	NTU	<1.0	1	5	APHA 2130-B
7	Total Dissolved Solids (TDS)	mg/L	412.7	500	2000	APHA 2540-C
8	Fluoride (F)	mg/L	0.16	1	1.5	APHA 4500 (F-)D
9	Total Alkalinity (CaCO3)	mg/L	208.4	200	600	APHA 2320-B
10	Total Hardness (CaCO3)	mg/L	162.1	200	600	APHA 2340-C
11	Calcium (Ca)	mg/L	41.1	75	200	APHA 3500 (Ca)-B
12	Chloride (Cl)	mg/L	75.2	250	1000	APHA 4500 (Cl-)B
13	Magnesium (Mg)	mg/L	14.3	30	100	APHA 3500 (Mg)-E
14	Nitrate (NO3)	mg/L	1.27	45	No relaxation	APHA 4500 (NO3)-B
15	Sulphate (SO4)	mg/L	53.9	200	400	APHA 4500 (SO4)-E
16	Boron (B)	mg/L	<0.01	0.5	1	APHA 4500 (B)-C
17	Aluminium (Al)	mg/L	<0.01	0.03	0.2	APHA 3120B
18	Arsenic (As)	mg/L	<0.01	0.01	No relaxation	APHA 3120B
19	Cadmium (Cd)	mg/L	<0.001	0.003	No relaxation	APHA 3120B
20	Chromium (Cr)	mg/L	<0.01	0.05	No relaxation	APHA 3120B
21	Copper (Cu)	mg/L	<0.01	0.05	1.5	APHA 3120B
22	Iron (Fe)	mg/L	<0.05	1	No relaxation	APHA 3120B
23	Lead (Pb)	mg/L	<0.01	0.01	No relaxation	APHA 3120B
24	Manganese (Mn)	ug/L	<0.01	0.1	0.3	APHA 3120B
25	Mercury (Hg)	mg/L	<0.001	0.001	No relaxation	APHA 3114C
26	Selenium (Se)	mg/L	<0.01	0.01	No relaxation	APHA 3120B
27	Zinc (Zn)	mg/L	<0.01	5	15	APHA 3120B
29	Mineral Oil	mg/L	<0.01	0.2	1	APHA 5540-C
30	Phenolic Compound (CBH5OH)	mg/L	<0.5	0.5	No relaxation	IS 3025 (Part-3)
31	Conductivity	µs/cm	<0.001	0.001	0.002	APHA 5530-C
32	Total Coliform Count	per 100ml	543.8	Not Specified	Not Specified	APHA 2510-B
33	E. Coli	per 100ml	Absent	Shall not be detectable	Shall not be detectable	IS 15185

Note:-

1. Test reports without ETS-LAB HOLOGRAM are not issued by our laboratory.
2. The results mentioned only refer to the tested samples and listed applicable parameters.
3. No complaints will be entertained if received after 7 days of issue of test report.
4. Our liability is limited to invoice value only.
5. The sample shall be destroyed after 15 days & Biological / Perishable sample shall be destroyed immediately after issue of test report.
6. This test report shall not be used in any advertising media or as evidence in the court of law without prior written permission of the laboratory.

FOR ENVIRO-TECH SERVICES

For ENVIRO-TECH Report

AUTHORIZED SIGNATORY
 Quality Manager



ETS-LAB

ENVIRO-TECH SERVICES*An Analytical Laboratory*

ISO 45001

(A GOVERNMENT APPROVED LAB)

Plot No. 1/32, S.S. of G.T. Road Industrial Area, Ghaziabad (U.P.) - 201001

email : etslab2012@gmail.com | Website : www.etslab.in | Ph : 9911516076, 96111736663

TEST REPORT

TEST REPORT NO.:

ETS/2023/03/408

DATE OF REPORT: 22.03.2023

SOIL SAMPLE ANALYSIS REPORT

Name And Address of Customer : M/s, The Prompt Enterprises Pvt Ltd , Village Dhatir & Dudhola, Tehsil & District Palwal, Haryana

Date of Sampling 15.03.2023
 Analysis Start Date 17.03.2023
 Analysis End Date 21.03.2023
 Sample ID No ETS/TP-108
 Sampling Done By ETS STAFF
 Sampling Description SOIL
 Sampling Location SQ- 1;Project site ,(Lat.- 28°12'9.69"N;Long.- 77°15'40.39"E)

Sampling Method ETS/STP/SOIL-01
 Sample Quantity 2.0 kg.
 Packing Condition SEALED
 Packed In ZIP POLY BAG

S. No.	Test Parameter	Unit	Result	Test Method
1	Texture	---	SANDY CLAY LOAM	IS 2720 (Part-4)
2	Sand	%	51.3	IS 2720 (Part-4)
3	Silt	%	22.0	IS 2720 (Part-4)
4	Clay	%	26.7	IS 2720 (Part-4)
5	Electrical Conductivity (EC)	µs/cm	19.2	IS 14767
6	pH	---	7.24	IS 2720 (Part-26)
7	Bulk Density	g/cm ³	1.16	IS 2386 (Part-4)
8	Water Holding Capacity (WHC)	%	17.2	IS 2720 (Part-2)
9	Sodium,(Na)	mg/kg	80.0	USEPA-3050A
10	Potassium (K)	mg/kg	181.0	USEPA-3050A
11	Total Nitrogen (N)	mg/kg	4.34	ETS/STP/SOIL-15
12	Chloride (Cl)	mg/kg	217.2	BS 1377 -3
13	Magnesium (Mg)	mg/kg	108.6	ETS/STP/SOIL-08
14	Organic Matter (OM)	%	0.65	IS 2720 (Part-22)
15	Aluminium (Al)	mg/kg	0.36	USEPA-3050A
16	Cadmium (Cd)	mg/kg	0.45	USEPA-3050A
17	Chromium (Cr)	mg/kg	0.29	USEPA-3050A
18	Copper (Cu)	mg/kg	1.45	USEPA-3050A
19	Iron (Fe)	mg/kg	126.7	USEPA-3050A
20	Lead (Pb)	mg/kg	0.29	USEPA-3050A
21	Manganese (Mn)	mg/kg	1.52	USEPA-3050A
22	Zinc (Zn)	mg/kg	1.67	USEPA-3050A
23	Nickel (Ni)	mg/kg	73.8	USEPA-3050A
24	Calcium (Ca)	mg/kg	202.7	IS 2720 (Part-23)
25	Phosphorus (PO ₄)	mg/kg	37.6	ETS/STP/SOIL-19

*****End of Test Report*****



FOR ENVIRO-TECH SERVICES

For ENVIRO-TECH SERVICES

AUTHORIZED SIGNATORY
Quality Manager

Note:-

1. Test reports without ETS LAB HOLOGRAM are not issued by our laboratory.
2. The results indicated only refer to the tested samples and listed applicable parameters.
3. No complaint will be entertained if received after 7 days of issue of test report.
4. Our liability is limited to invoice value only.
5. The sample shall be destroyed after 15 days & Biological / Perishable sample shall be destroyed immediately after issue of test report.
6. This test report shall not be used in any advertising media or as evidence in the court of Law without prior written permission of the laboratory.



ETS-LAB

ENVIRO-TECH SERVICES

An Analytical Laboratory



ISO 45001

(A GOVERNMENT APPROVED LAB)

Plot No. 1/32, S.S. of G.T. Road Industrial Area, Ghaziabad (U.P.) - 201001

email : etslab2012@gmail.com | Website : www.etslab.in | Ph.. 9911516076, 9811736063

**TEST REPORT**

TEST REPORT NO.:

ETS/2023/03/409

DATE OF REPORT: 22.03.2023

SOIL SAMPLE ANALYSIS REPORT

Name And Address of Customer : M/s, The Prompt Enterprises Pvt Ltd , Village Dhatir & Dudhola, Tehsil & District Patwal, Haryana

Date of Sampling 15.03.2023
 Analysis Start Date 17.03.2023
 Analysis End Date 21.03.2023
 Sample ID No ETS/TP-109
 Sampling Done By ETS STAFF
 Sampling Description SOIL
 Sampling Location SQ- 2:Shri Vishwakarma Skill University,(Lat.- 28°11'55.53"N;Long.- 77°17'13.80"E)
 Sampling Method ETS/STP/SOIL-01
 Sample Quantity 2.0 kg.
 Packing Condition SEALED
 Packed In ZIP POLY BAG

S. No.	Test Parameter	Unit	Result	Test Method
1	Texture	...	SANDY CLAY LOAM	IS 2720 (Part-4)
2	Sand	%	53.4	IS 2720 (Part-4)
3	Silt	%	20.6	IS 2720 (Part-4)
4	Clay	%	26.0	IS 2720 (Part-4)
5	Electrical Conductivity (EC)	µs/cm	20.8	IS 14767
6	pH	...	7.29	IS 2720 (Part-26)
7	Bulk Density	g/cm ³	1.11	IS 2386 (Part-4)
8	Water Holding Capacity (WHC)	%	14.8	IS 2720 (Part-2)
9	Sodium,(Na)	mg/kg	77.4	USEPA-3050A
10	Potassium (K)	mg/kg	157.8	USEPA-3050A
11	Total Nitrogen (N)	mg/kg	5.83	ETS/STP/SOIL-15
12	Chloride,(Cl)	mg/kg	211.4	BS 1377 -3
13	Magnesium,(Mg)	mg/kg	80.2	ETS/STP/SOIL-08
14	Organic Matter,(OM)	%	0.80	IS 2720 (Part-22)
15	Aluminium,(Al)	mg/kg	0.40	USEPA-3050A
16	Cadmium,(Cd)	mg/kg	0.50	USEPA-3050A
17	Chromium,(Cr)	mg/kg	0.33	USEPA-3050A
18	Copper,(Cu)	mg/kg	1.56	USEPA-3050A
19	Iron,(Fe)	mg/kg	144.4	USEPA-3050A
20	Lead,(Pb)	mg/kg	0.31	USEPA-3050A
21	Manganese,(Mn)	mg/kg	2.11	USEPA-3050A
22	Zinc,(Zn)	mg/kg	1.70	USEPA-3050A
23	Nickel,(Ni)	mg/kg	81.6	USEPA-3050A
24	Calcium,(Ca)	mg/kg	240.6	IS 2720 (Part-23)
25	Phosphorus (PO ₄)	mg/kg	52.0	ETS/STP/SOIL-19

*****End of Test Report*****

FOR ENVIRO-TECH SERVICES
 CHECKED BY

FOR ENVIRO-TECH SERVICES
 AUTHORIZED SIGNATORY

Quality Manager

Note:-

1. Test report without ETS LAB HOLOGRAM are not issued by our laboratory.
2. The results indicated only refer to the tested samples and listed applicable parameters.
3. No complaint will be entertained if received after 7 days of issue of test report.
4. Our liability is limited to invoice value only.
5. The sample shall be destroyed after 15 days & Biological / Perishable sample shall be destroyed immediately after issue of test report.
6. This test report shall not be used in any advertising media or as evidence in the court of Law without prior written permission of the laboratory.



ENVIRO-TECH SERVICES

An Analytical Laboratory



ISO 45001

(A GOVERNMENT APPROVED LAB)

Plot No. 1/32, S.S. of G.T. Road Industrial Area, Ghaziabad (U.P.) - 201001

email : etslab2012@gmail.com | Website : www.etslab.in | Ph.: 9911516076, 9811736063



TEST REPORT

TEST REPORT NO.:

ETS/2023/03/410

DATE OF REPORT: 22.03.2023

SOIL SAMPLE ANALYSIS REPORT

Name And Address of Customer : M/s, The Prompt Enterprises Pvt Ltd , Village Dhatir & Dudhola, Tehsil & District Palwal, Haryana

Date of Sampling 15.03.2023
 Analysis Start Date 17.03.2023
 Analysis End Date 21.03.2023
 Sample ID No ETS/TP-110
 Sampling Done By ETS STAFF
 Sampling Description SOIL
 Sampling Location SQ- 3:B M Model School Dudhola, Palwal,(Lat.- 28°12'32.17"N;Long.- 77°15'56.84"E)
 Sampling Method ETS/STP/SOIL-01
 Sample Quantity 2.0 kg.
 Packing Condition SEALED
 Packed In ZIP POLY BAG

S. No.	Test Parameter	Unit	Result	Test Method
1	Texture	...	SANDY CLAY LOAM	IS 2720 (Part-4)
2	Sand	%	49.8	IS 2720 (Part-4)
3	Silt	%	24.2	IS 2720 (Part-4)
4	Clay	%	26.0	IS 2720 (Part-4)
5	Electrical Conductivity (EC)	µs/cm	20.2	IS 14767
6	pH	...	7.22	IS 2720 (Part-26)
7	Bulk Density	g/cm ³	1.09	IS 2386 (Part-4)
8	Water Holding Capacity (WHC)	%	15.5	IS 2720 (Part-2)
9	Sodium,(Na)	mg/kg	78.8	USEPA-3050A
10	Potassium (K)	mg/kg	148.9	USEPA-3050A
11	Total Nitrogen (N)	mg/kg	2.89	ETS/STP/SOIL-15
12	Chloride,(Cl)	mg/kg	259.9	BS 1377 -3
13	Magnesium,(Mg)	mg/kg	73.6	ETS/STP/SOIL-08
14	Organic Matter,(OM)	%	0.58	IS 2720 (Part-22)
15	Aluminium,(Al)	mg/kg	0.37	USEPA-3050A
16	Cadmium,(Cd)	mg/kg	0.45	USEPA-3050A
17	Chromium,(Cr)	mg/kg	0.31	USEPA-3050A
18	Copper,(Cu)	mg/kg	1.65	USEPA-3050A
19	Iron,(Fe)	mg/kg	136.8	USEPA-3050A
20	Lead,(Pb)	mg/kg	0.36	USEPA-3050A
21	Manganese,(Mn)	mg/kg	1.30	USEPA-3050A
22	Zinc,(Zn)	mg/kg	1.82	USEPA-3050A
23	Nickel,(Ni)	mg/kg	102.5	USEPA-3050A
24	Calcium,(Ca)	mg/kg	158.8	IS 2720 (Part-23)
25	Phosphorus (PO ₄)	mg/kg	39.9	ETS/STP/SOIL-10

****End of Test Report****



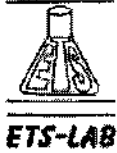
FOR ENVIRO-TECH SERVICES

For ENVIRO-TECH SERVICES

AUTHORIZED SIGNATORY
 Quality Manager

Note:-

1. Test reports without ETS LAB HOLOGRAM are not issued by our laboratory.
2. The results indicated only refer to the tested samples and listed applicable parameters.
3. No complaint will be entertained if received after 7 days of issue of test report.
4. Our liability is limited to invoice value only.
5. The sample shall be destroyed after 15 days & Biological / Perishable sample shall be destroyed immediately after issue of test report.
6. This test report shall not be used in any advertising media or as evidence in the court of Law without prior written permission of the laboratory.



ENVIRO-TECH SERVICES

An Analytical Laboratory



ISO 45001

(A GOVERNMENT APPROVED LAB)

Plot No. 1/32, S.S. of G.T. Road Industrial Area, Ghaziabad (U.P.) - 201001

email : etslab2012@gmail.com | Website : www.etslab.in | Ph.: 9911516076, 9811736063



TEST REPORT

TEST REPORT NO.:

ETS/2023/03/411

DATE OF REPORT: 22.03.2023

SOIL SAMPLE ANALYSIS REPORT

Name And Address of Customer : M/s, The Prompt Enterprises Pvt Ltd , Village Dhatir & Dudhola, Tehsil & District Patwal, Haryana

Date of Sampling 15.03.2023
 Analysis Start Date 17.03.2023
 Analysis End Date 21.03.2023
 Sample ID No ETS/TP-111
 Sampling Done By ETS STAFF
 Sampling Description SOIL
 Sampling Location SQ- 4-B P Mushroom Farm, Dhatir,(Lat.- 28°12'22.87"N;Long.- 77°14'56.03"E)
 Sampling Method ETS/STP/SOIL-01
 Sample Quantity 2.0 kg.
 Packing Condition SEALED
 Packed In ZIP POLY BAG

S. No.	Test Parameter	Unit	Result	Test Method
1	Texture	---	SANDY CLAY LOAM	IS 2720 (Part-4)
2	Sand	%	49.8	IS 2720 (Part-4)
3	Silt	%	27.1	IS 2720 (Part-4)
4	Clay	%	23.1	IS 2720 (Part-4)
5	Electrical Conductivity (EC)	µs/cm	22.1	IS 14767
6	pH	---	7.27	IS 2720 (Part-26)
7	Bulk Density	g/cm ³	1.20	IS 2386 (Part-4)
8	Water Holding Capacity (WHC)	%	14.0	IS 2720 (Part-2)
9	Sodium (Na)	mg/kg	82.2	USEPA-3050A
10	Potassium (K)	mg/kg	168.7	USEPA-3050A
11	Total Nitrogen (N)	mg/kg	4.36	ETS/STP/SOIL-15
12	Chloride (Cl)	mg/kg	149.0	BS 1377 -3
13	Magnesium (Mg)	mg/kg	74.9	ETS/STP/SOIL-08
14	Organic Matter (OM)	%	0.51	IS 2720 (Part-22)
15	Aluminium (Al)	mg/kg	0.38	USEPA-3050A
16	Cadmium (Cd)	mg/kg	0.46	USEPA-3050A
17	Chromium (Cr)	mg/kg	0.51	USEPA-3050A
18	Copper (Cu)	mg/kg	1.48	USEPA-3050A
19	Iron (Fe)	mg/kg	129.2	USEPA-3050A
20	Lead (Pb)	mg/kg	0.54	USEPA-3050A
21	Manganese (Mn)	mg/kg	1.53	USEPA-3050A
22	Zinc (Zn)	mg/kg	1.75	USEPA-3050A
23	Nickel (Ni)	mg/kg	110.5	USEPA-3050A
24	Calcium (Ca)	mg/kg	218.1	IS 2720 (Part-23)
25	Phosphorus (PO ₄)	mg/kg	46.7	ETS/STP/SOIL-19

*****End of Test Report*****



For ENVIRO-TECH SERVICES

M. HUMRAJ
 AUTHORIZED SIGNATORY
 Quality Manager

- Note:-
1. Test reports without ETS-LAB HOLOGRAM are not issued by our laboratory.
 2. The results indicated only refer to the tested samples and listed applicable parameters.
 3. No complaint will be entertained if received after 7 days of issue of test report.
 4. Our liability is limited to invoice value only.
 5. The sample shall be destroyed after 15 days & Biological / Perishable sample shall be destroyed immediately after issue of test report.
 6. This test report shall not be used in any advertising media or as evidence in the court of Law without prior written permission of the laboratory.

ENVIRO-TECH SERVICES

An Analytical Laboratory



ISO 45001

(A GOVERNMENT APPROVED LAB)

Plot No. 1/32, S.S. of G.T. Road Industrial Area, Ghaziabad (U.P.) - 201001

email : etslab2012@gmail.com | Website : www.etslab.in | Ph.: 9911516076, 9811736063

TEST REPORT

TEST REPORT NO.:

ETS/2023/03/412

DATE OF REPORT: 22.03.2023

SOIL SAMPLE ANALYSIS REPORT

Name And Address of Customer : M/s. The Prompt Enterprises Pvt Ltd , Village Dhatir & Dudhola, Tehsil & District Palwal, Haryana

Date of Sampling 15.03.2023
 Analysis Start Date 17.03.2023
 Analysis End Date 21.03.2023
 Sample ID No ETS/TP-112
 Sampling Done By ETS STAFF
 Sampling Description SOIL
 Sampling Location SQ- 5;Shiv Ram Mandir,(Lat.- 28°13'22.72"N;Long - 77°14'57.25"E)

Sampling Method ETS/STP/SOIL-01
 Sample Quantity 2.0 kg.
 Packing Condition SEALED
 Packed In ZIP POLY BAG

S. No.	Test Parameter	Unit	Result	Test Method
1	Texture	...	SANDY CLAY LOAM	IS 2720 (Part-4)
2	Sand	%	52.3	IS 2720 (Part-4)
3	Silt	%	24.1	IS 2720 (Part-4)
4	Clay	%	23.6	IS 2720 (Part-4)
5	Electrical Conductivity (EC)	µs/cm	22.7	IS 14767
6	pH	...	7.23	IS 2720 (Part-26)
7	Bulk Density	g/cm ³	1.03	IS 2386 (Part-4)
8	Water Holding Capacity (WHC)	%	13.2	IS 2720 (Part-2)
9	Sodium (Na)	mg/kg	82.8	USEPA-3050A
10	Potassium (K)	mg/kg	169.5	USEPA-3050A
11	Total Nitrogen (N)	mg/kg	3.62	ETS/STP/SOIL-15
12	Chloride (Cl)	mg/kg	282.0	BS 1377-3
13	Magnesium (Mg)	mg/kg	86.8	ETS/STP/SOIL-08
14	Organic Matter (OM)	%	0.60	IS 2720 (Part-22)
15	Aluminium (Al)	mg/kg	0.39	USEPA-3050A
16	Cadmium (Cd)	mg/kg	0.45	USEPA-3050A
17	Chromium (Cr)	mg/kg	0.30	USEPA-3050A
18	Copper (Cu)	mg/kg	1.51	USEPA-3050A
19	Iron (Fe)	mg/kg	131.8	USEPA-3050A
20	Lead (Pb)	mg/kg	0.34	USEPA-3050A
21	Manganese (Mn)	mg/kg	1.30	USEPA-3050A
22	Zinc (Zn)	mg/kg	1.88	USEPA-3050A
23	Nickel (Ni)	mg/kg	73.7	USEPA-3050A
24	Calcium (Ca)	mg/kg	209.7	IS 2720 (Part-23)
25	Phosphorus (PO ₄)	mg/kg	43.3	ETS/STP/SOIL-19

****End of Test Report****



FOR ENVIRO-TECH SERVICES

For ENVIRO-TECH SERVICES

M. D. NUMRAJ
 AUTHORIZED SIGNATORY
 Quality Manager

Note:-

1. Test reports without ETS LAB HOLOGRAM are not issued by our laboratory.
2. The results indicated only refer to the tested samples and listed applicable parameters.
3. No complaint will be entertained if received after 7 days of issue of test report.
4. Our liability is limited to invoice value only.
5. The sample shall be destroyed after 15 days & Biological / Perishable sample shall be destroyed immediately after issue of test report.
6. This test report shall not be used in any advertising media or as evidence in the court of Law without prior written permission of the laboratory.



ETS-LAB

ENVIRO-TECH SERVICES

An Analytical Laboratory



ISO 45001

(A GOVERNMENT APPROVED LAB)

Plot No. 1/32, S.S. of G.T. Road Industrial Area, Ghaziabad (U.P.) - 201001

email : etslab2012@gmail.com | Website : www.etslab.in | Ph.: 9911516076, 9811756063

TEST REPORT

TEST REPORT NO.:

ETS/2023/03/413

DATE OF REPORT: 22.03.2023

SOIL SAMPLE ANALYSIS REPORT

Name And Address of Customer : M/s, The Prompt Enterprises Pvt Ltd , Village Dhatir & Dudhola, Tehsil & District Palwal, Haryana

Date of Sampling 15.03.2023
 Analysis Start Date 17.03.2023
 Analysis End Date 21.03.2023
 Sample ID No ETS/TP-113
 Sampling Done By ETS STAFF
 Sampling Description SOIL
 Sampling Location SQ- 6:MS Hospital Dhatir,(Lat.- 28°11'22.59"N;Long - 77°14'43.21"E)

Sampling Method ETS/STP/SOIL-01
 Sample Quantity 2.0 kg.
 Packing Condition SEALED
 Packed In ZIP POLY BAG

S. No.	Test Parameter	Unit	Result	Test Method
1	Texture	...	SANDY CLAY LOAM	IS 2720 (Part-4)
2	Sand	%	49.8	IS 2720 (Part-4)
3	Silt	%	27.2	IS 2720 (Part-4)
4	Clay	%	23.0	IS 2720 (Part-4)
5	Electrical Conductivity (EC)	µs/cm	20.8	IS 14767
6	pH	...	7.28	IS 2720 (Part-26)
7	Bulk Density	g/cm ³	1.20	IS 2386 (Part-4)
8	Water Holding Capacity (WHC)	%	21.3	IS 2720 (Part-2)
9	Sodium.(Na)	mg/kg	89.5	USEPA-3050A
10	Potassium (K)	mg/kg	191.5	USEPA-3050A
11	Total Nitrogen (N)	mg/kg	5.82	ETS/STP/SOIL-15
12	Chloride.(Cl)	mg/kg	225.7	BS 1377 -3
13	Magnesium.(Mg)	mg/kg	89.5	ETS/STP/SOIL-08
14	Organic Matter.(OM)	%	0.67	IS 2720 (Part-22)
15	Aluminium.(Al)	mg/kg	0.42	USEPA-3050A
16	Cadmium.(Cd)	mg/kg	0.50	USEPA-3050A
17	Chromium.(Cr)	mg/kg	0.34	USEPA-3050A
18	Copper.(Cu)	mg/kg	1.63	USEPA-3050A
19	Iron.(Fe)	mg/kg	150.2	USEPA-3050A
20	Lead.(Pb)	mg/kg	0.37	USEPA-3050A
21	Manganese.(Mn)	mg/kg	1.53	USEPA-3050A
22	Zinc.(Zn)	mg/kg	1.73	USEPA-3050A
23	Nickel.(Ni)	mg/kg	96.1	USEPA-3050A
24	Calcium.(Ca)	mg/kg	218.4	IS 2720 (Part-23)
25	Phosphorus (PO ₄)	mg/kg	64.9	ETS/STP/SOIL-19

*****End of Test Report*****

FOR ENVIRO-TECH SERVICES

FOR ENVIRO-TECH SERVICES

Note:-

CHECKED BY

AUTHORIZED SIGNATORY
Quality Manager

1. Test reports without ETS LAB HOLOGRAM are not issued by our laboratory.
2. The results indicated only refer to the tested samples and listed applicable parameters.
3. No complaint will be entertained if received after 7 days of issue of test report.
4. Our liability is limited to invoice value only.
5. The sample shall be destroyed after 15 days & Biological / Perishable sample shall be destroyed immediately after issue of test report.
6. This test report shall not be used in any advertising media or as evidence in the court of Law without prior written permission of the laboratory.



ETS-LAB

ENVIRO-TECH SERVICES

An Analytical Laboratory



ISO 45001

(A GOVERNMENT APPROVED LAB)

Plot No. 1/32, S.S. of G.T. Road Industrial Area, Ghaziabad (U.P.) - 201001

email : etslab2012@gmail.com | Website : www.etslab.in | Ph: 9911515076, 9811736063

TEST REPORT

TEST REPORT NO.:

ETS/2023/03/414

DATE OF REPORT: 22.03.2023

SOIL SAMPLE ANALYSIS REPORT

Name And Address of Customer : M/s, The Prompt Enterprises Pvt Ltd , Village Dhatir & Dudhola, Tehsil & District Palwal, Haryana

Date of Sampling 15.03.2023
 Analysis Start Date 17.03.2023
 Analysis End Date 21.03.2023
 Sample ID No ETS/TP-114
 Sampling Done By ETS STAFF
 Sampling Description SOIL
 Sampling Location SQ- 7;Bharat Public School, Dudhola,(Lat.- 28°11'39.89"N;Long.- 77°16'37.86"E)
 Sampling Method ETS/STP/SOIL-01
 Sample Quantity 2.0 kg.
 Packing Condition SEALED
 Packed In ZIP POLY BAG

S. No.	Test Parameter	Unit	Result	Test Method
1	Texture	...	SANDY CLAY LOAM	IS 2720 (Part-4)
2	Sand	%	54.8	IS 2720 (Part-4)
3	Silt	%	19.9	IS 2720 (Part-4)
4	Clay	%	25.2	IS 2720 (Part-4)
5	Electrical Conductivity (EC)	µs/cm	23.6	IS 14767
6	pH	...	7.31	IS 2720 (Part-26)
7	Bulk Density	g/cm ³	1.17	IS 2386 (Part-4)
8	Water Holding Capacity (WHC)	%	19.2	IS 2720 (Part-2)
9	Sodium (Na)	mg/kg	84.2	USEPA-3050A
10	Potassium (K)	mg/kg	153.1	USEPA-3050A
11	Total Nitrogen (N)	mg/kg	5.12	ETS/STP/SOIL-15
12	Chloride (Cl)	mg/kg	358.2	BS 1377 -3
13	Magnesium (Mg)	mg/kg	84.8	ETS/STP/SOIL-08
14	Organic Matter (OM)	%	0.72	IS 2720 (Part-22)
15	Aluminium (Al)	mg/kg	0.33	USEPA-3050A
16	Cadmium (Cd)	mg/kg	0.45	USEPA-3050A
17	Chromium (Cr)	mg/kg	0.32	USEPA-3050A
18	Copper (Cu)	mg/kg	1.72	USEPA-3050A
19	Iron (Fe)	mg/kg	142.3	USEPA-3050A
20	Lead (Pb)	mg/kg	0.38	USEPA-3050A
21	Manganese (Mn)	mg/kg	1.54	USEPA-3050A
22	Zinc (Zn)	mg/kg	2.00	USEPA-3050A
23	Nickel (Ni)	mg/kg	93.7	USEPA-3050A
24	Calcium (Ca)	mg/kg	219.3	IS 2720 (Part-23)
25	Phosphorus (PO ₄)	mg/kg	49.9	ETS/STP/SOIL-19

*****End of Test Report*****



FOR ENVIRO-TECH SERVICES

For ENVIRO-TECH SERVICES

MD HUMRAJ
 AUTHORIZED SIGNATORY
 Quality Manager

- Notes:
1. Test reports without ETS LAB HOLOGRAM are not issued by our laboratory.
 2. The results indicated only refer to the tested samples and listed applicable parameters.
 3. No complaint will be entertained if received after 7 days of issue of test report.
 4. Our liability is limited to invoice value only.
 5. The sample shall be destroyed after 15 days & Biological/ Perishable sample shall be destroyed immediately after issue of test report.
 6. This test report shall not be used in any advertising media or as evidence in the court of Law without prior written permission of the laboratory.



ETS-LAB

ENVIRO-TECH SERVICES*An Analytical Laboratory*

(A GOVERNMENT APPROVED LAB)



ISO 45001

Plot No. 1/32, S.S. of G.T. Road Industrial Area, Ghaziabad (U.P.) - 201001

email : etslab2012@gmail.com | Website : www.etslab.in | Ph.: 9911516076, 9811736083

**TEST REPORT**

TEST REPORT NO. ETS/2023/03/401

DATE OF REPORT: 21.03.2023

NOISE MONITORING REPORT

Name And Address of Customer : M/s, The Prompt Enterprises Pvt Ltd , Village Dhatir & Dudhola, Tehsil & District Palwal, Haryana

Date of Monitoring 15.03.2023

Monitoring Start Date 15.03.2023

Monitoring End Date 16.03.2023

Duration Of Monitoring 24 HOURS

Sample ID No ETS/TP-100

Monitoring Done By ETS STAFF

Sampling Location : NQ- 1, Project site ,(Lat.- 28°12'9.69"N, Long.- 77°15'40.39"E)

Sampling Method : ETS/STP/NOISE-01

Category Of Area : INDUSTRIAL AREA

S. No.	Test Parameter	Unit	Result	Specification/ Limit (as Per CPCB): Leq dB(A)	Test Method
1	Day Time Noise Level	Leq :dB (A)	63.6	75	IS: 9989
2	Night Time Noise Level	Leq :dB (A)	54.9	70	IS: 9989

Remark: Day time is reckoned in between 06.00 A.M. and 10.00 P.M.
Night time is reckoned in between 10.00 P.M. and 06.00 A.M.



FOR ENVIRO-TECH SERVICES

Note:-

1. Test reports without ETS LAB HOLOGRAM are not issued by our laboratory.
2. The results indicated only refer to the tested samples and listed applicable parameters.
3. No complaint will be entertained if received after 7 days of issue of test report.
4. Our liability is limited to invoice value only.
5. The sample shall be destroyed after 15 days & Biological / Perishable sample shall be destroyed immediately after issue of test report.
6. This test report shall not be used in any advertising media or as evidence in the court of Law without prior written permission of the laboratory.

For ENVIRO-TECH SERVICES

 AUTHORIZED SIGNATORY
 Quality Manager

4. Our liability is limited to invoice value only.

5. The sample shall be destroyed after 15 days & Biological / Perishable sample shall be destroyed immediately after issue of test report.

6. This test report shall not be used in any advertising media or as evidence in the court of Law without prior written permission of the laboratory.



An Analytical Laboratory



(A GOVERNMENT APPROVED LAB)

Plot No. 1/32, S.S. of G.T. Road Industrial Area, Ghaziabad (U.P.) - 201001

email : etslab2012@gmail.com | Website : www.etslab.in | Ph: 9911516076, 9811/36063

TEST REPORT

TEST REPORT NO.: ETS/2023/03/403

DATE OF REPORT: 22.03.2023

NOISE MONITORING REPORT

Name And Address of Customer : M/s, The Prompt Enterprises Pvt Ltd , Village Dhatir & Dudhola, Tehsil & District Palwal, Haryana

Date of Monitoring : 15.03.2023

Monitoring Start Date : 15.03.2023

Monitoring End Date : 16.03.2023

Duration Of Monitoring : 24 HOURS

Sample ID No : ETS/TP-102

Monitoring Done By : ETS STAFF

Sampling Location : NQ-3;B M Model School Dudhola, Palwal,(Lat - 28°12'32.17"N;Long - 77°15'56.84"E)

Sampling Method : ETS/STP/NOISE-01

Category Of Area : SILENCE AREA

S. No.	Test Parameter	Unit	Result	Specification/ Limit (as Per CPCB): Leq dB(A)	Test Method
1	Day Time Noise Level	Leq :dB (A)	45.8	50	IS: 9989
2	Night Time Noise Level	Leq :dB (A)	37.1	40	IS: 9989

Remark: Day time is reckoned in between 06.00 A.M. and 10.00 P.M.
Night time is reckoned in between 10.00 P.M. and 06.00 A.M.



For ENVIRO-TECH SERVICES

MD HUMRAJ
AUTHORIZED SIGNATORY

- Note:
1. Test reports without ETS LAB HOLOGRAM are not issued by our laboratory.
 2. The results indicated only refer to the tested samples and listed applicable parameters.
 3. No complaint will be entertained if received after 7 days of issue of test report.
 4. Our liability is limited to invoice value only.
 5. The sample shall be destroyed after 15 days & Biological / Perishable sample shall be destroyed immediately after issue of test report.
 6. This test report shall not be used in any advertising media or as evidence in the court of Law without prior written permission of the laboratory.



ETS-LAB


ENVIRO-TECH SERVICES*An Analytical Laboratory*

ISO 45001

(A GOVERNMENT APPROVED LAB)

Plot No. 1/32, S.S. of G.T. Road Industrial Area, Ghaziabad (U.P.) - 201001

email : etslab2012@gmail.com | Website : www.etslab.in | Phn: 0911516076, 9811736063

**TEST REPORT**

TEST REPORT NO.: ETS/2023/03/404

DATE OF REPORT: 22.03.2023

NOISE MONITORING REPORT

Name And Address of Customer : M/s, The Prompt Enterprises Pvt Ltd , Village Dhatir & Dudhola, Tehsil & District Palwal, Haryana

Date of Monitoring : 15.03.2023
 Monitoring Start Date : 15.03.2023
 Monitoring End Date : 16.03.2023
 Duration Of Monitoring : 24 HOURS
 Sample ID No : ETS/TP-103
 Monitoring Done By : ETS STAFF
 Sampling Location : NQ- 4;Arogyam,(Lat.- 28°12'47.53"N;Long.- 77°14'10.71"E)

Sampling Method : ETS/STP/NOISE-01
 Category Of Area : COMMERCIAL AREA

S. No.	Test Parameter	Unit	Result	Specification/ Limit (as Per CPCB): Leq dB(A)	Test Method
1	Day Time Noise Level	Leq :dB (A)	51.9	65	IS: 9989
2	Night Time Noise Level	Leq :dB (A)	43.2	55	IS: 9989

Remark: Day time is reckoned in between 06.00 A.M. and 10.00 P.M.
 Night time is reckoned in between 10.00 P.M. and 06.00 A.M.



FOR ENVIRO-TECH SERVICES

Note:

1. Test reports without ETS LAB HOLOGRAM are not issued by our laboratory.
2. The results indicated only refer to the tested samples and listed applicable parameters.
3. No complaint will be entertained if received after 7 days of issue of test report.
4. Our liability is limited to invoice value only.
5. The sample shall be destroyed after 15 days & Biological / Perishable sample shall be destroyed immediately after issue of test report.
6. This test report shall not be used in any advertising media or as evidence in the court of Law without prior written permission of the laboratory.

For ENVIRO-TECH SERVICES

(Signature)
 AUTHORIZED SIGNATORY



ETS-LAB

ENVIRO-TECH SERVICES*An Analytical Laboratory*

(A GOVERNMENT APPROVED LAB)



ISO 45001

Plot No. 1/32, S.S. of G.T. Road Industrial Area, Ghaziabad (U.P.) - 201001

email : etslab2012@gmail.com | Website : www.etslab.in | Ph : 9911516076, 9811736063

TEST REPORT

TEST REPORT NO.: ETS/2023/03/405

DATE OF REPORT: 22.03.2023

NOISE MONITORING REPORT

Name And Address of Customer : M/s, The Prompt Enterprises Pvt Ltd , Village Dhatir & Dudhola, Tehsil & District Palwal, Maryana

Date of Monitoring : 15.03.2023
 Monitoring Start Date : 15.03.2023
 Monitoring End Date : 16.03.2023
 Duration Of Monitoring : 24 HOURS
 Sample ID No : ETS/TP-104
 Monitoring Done By : ETS STAFF
 Sampling Location : NQ- 5/B P Mushroom Farm, Dhatir, (Lat. - 28°12'22.87"N; Long. - 77°14'56.03"E)
 Sampling Method : ETS/STP/NOISE-01
 Category Of Area : SILENCE AREA

S. No.	Test Parameter	Unit	Result	Specification/ Limit (as Per CPCB): Leq dB(A)	Test Method
1	Day Time Noise Level	Leq :dB (A)	44.0	50	IS: 9989
2	Night Time Noise Level	Leq :dB (A)	35.3	40	IS: 9989

Remark: Day time is reckoned in between 06.00 A.M. and 10.00 P.M.
 Night time is reckoned in between 10.00 P.M. and 06.00 A.M.



For ENVIRO-TECH SERVICES

M.D. HUMRAJ
AUTHORIZED SIGNATORY

- Note:
1. Test reports without ETS LAB HOLOGRAM are not issued by our laboratory.
 2. The results indicated only refer to the tested samples and listed applicable parameters.
 3. No complaint will be entertained if received after 7 days of issue of test report.
 4. Our liability is limited to Invoice value only.
 5. The sample shall be destroyed after 15 days & Biological / Perishable sample shall be destroyed immediately after issue of test report.
 6. This test report shall not be used in any advertising media or as evidence in the court of Law without prior written permission of the laboratory.



ENVIRO-TECH SERVICES

An Analytical Laboratory



(A GOVERNMENT APPROVED LAB)

Plot No. 1/32, S.S. of G.T. Road Industrial Area, Ghaziabad (U.P.) - 201001

email : etslab2012@gmail.com | Website : www.etslab.in | Ph. 9911515076, 9811736063



TEST REPORT

TEST REPORT NO.: ETS/2023/03/406

DATE OF REPORT: 22.03.2023

NOISE MONITORING REPORT

Name And Address of Customer : M/s, The Prompt Enterprises Pvt Ltd , Village Dhatir & Dudhola, Tehsil & District Palwal, Haryana

Date of Monitoring : 15.03.2023
 Monitoring Start Date : 15.03.2023
 Monitoring End Date : 16.03.2023
 Duration Of Monitoring : 24 HOURS
 Sample ID No : ETS/TP-105
 Monitoring Done By : ETS STAFF
 Sampling Location : NQ-6;MS Hospital Dhatir,(Lat - 28°11'22.59"N;Long - 77°14'43.21"E)
 Sampling Method : ETS/STP/NOISE-01
 Category Of Area : SILENCE AREA

S. No.	Test Parameter	Unit	Result	Specification/ Limit (as Per CPCB): Leq dB(A)	Test Method
1	Day Time Noise Level	Leq :dB (A)	46.0	50	IS: 9989
2	Night Time Noise Level	Leq :dB (A)	37.3	40	IS: 9989

Remark: Day time is reckoned in between 06.00 A.M. and 10.00 P.M.
Night time is reckoned in between 10.00 P.M. and 06.00 A.M.



- Note:
1. Test reports with CHECKED BY'S LAB HOLOGRAM are not issued by our laboratory.
 2. The results indicated only refer to the tested samples and listed applicable parameters.
 3. No complaint will be entertained if received after 7 days of issue of test report.
 4. Our liability is limited to invoice value only.
 5. The sample shall be destroyed after 15 days & Biological / Perishable sample shall be destroyed immediately after issue of test report.
 6. This test report shall not be used in any advertising media or as evidence in the court of Law without prior written permission of the laboratory.

For ENVIRO-TECH SERVICES

MD HUMRAJ
AUTHORIZED SIGNATORY
Quality Manager

ENVIRO-TECH SERVICES

An Analytical Laboratory



ISO 45001

(A GOVERNMENT APPROVED LAB)

Plot No. 1/32, S.S. of G.T. Road Industrial Area, Ghaziabad (U.P.) - 201001

email : etslab2012@gmail.com | Website www.etslab.in | Ph.: 9911516076, 9811736063

TEST REPORT

TEST REPORT NO.: ETS/2023/03/407

DATE OF REPORT: 22.03.2023

NOISE MONITORING REPORT

Name And Address of Customer : M/s, The Prompt Enterprises Pvt Ltd , Village Dhatir & Dudhola, Tehsil & District Palwal, Haryana

Date of Monitoring : 15.03.2023
 Monitoring Start Date : 15.03.2023
 Monitoring End Date : 16.03.2023
 Duration Of Monitoring : 24 HOURS
 Sample ID No : ETS/TP-106
 Monitoring Done By : ETS STAFF
 Sampling Location : NQ-7, Bharat Public School, Dudhola, (Lat. - 28°11'39.89"N; Long. - 77°16'37.86"E)
 Sampling Method : ETS/STP/NOISE-01
 Category Of Area : SILENCE AREA

S. No.	Test Parameter	Unit	Result	Specification/ Limit (as Per CPCB): Leq dB(A)	Test Method
1	Day Time Noise Level	Leq :dB (A)	47.7	50	IS: 9989
2	Night Time Noise Level	Leq :dB (A)	39.0	40	IS: 9989

Remark: Day time is reckoned in between 06.00 A.M. and 10.00 P.M.
 Night time is reckoned in between 10.00 P.M. and 06.00 A.M.



For ENVIRO-TECH SERVICES

MIN. HUMRAJ
 AUTHORIZED SIGNATORY
 Quality Manager

Note:-

1. Test reports and ISO 45001 LAB HOLOGRAM are not issued by our laboratory.
2. The results indicated only refer to the tested samples and listed applicable parameters.
3. No complaint will be entertained if received after 7 days of issue of test report.
4. Our liability is limited to invoice value only.
5. The sample shall be destroyed after 15 days & Biological / Perishable sample shall be destroyed immediately after issue of test report.
6. This test report shall not be used in any advertising media or as evidence in the court of Law without prior written permission of the laboratory.



ETS-LAB

ENVIRO-TECH SERVICES

An Analytical Laboratory



ISO 45001

(A GOVERNMENT APPROVED LAB)

Plot No. 1/32, S.S. of G.T. Road Industrial Area, Ghaziabad (U.P.) - 201001

email : etslab2012@gmail.com | Website : www.etslab.in | Ph: 9911516076, 9811736063

TEST REPORT

TEST REPORT NO.: ETS/2023/04/447

DATE OF REPORT: 22.04.2023

WATER SAMPLE ANALYSIS REPORT

Name And Address of Customer : M/s. The Prompt Enterprises Pvt Ltd , Village Dhatir & Dudhola, Tehsil & District Palwal, Haryana

Date of Sampling 15.04.2023
 Analysis Start Date 17.04.2023
 Analysis End Date 21.04.2023
 Sample ID No ETS/TP-147
 Sampling Done By ETS STAFF
 Sampling Description SURFACE WATER
 Sampling Location SW-1, Baba Saidpur wale Temple Pond, (Lat. - 28°13'18.10"N, Long. - 77°14'12.08"E)
 Sampling Method ETS/STP/WATER-02
 Sample Quantity 2.0 + 0.5 Ltr
 Packing Condition SEALED
 Packed In P.V.C. AND GLASS BOTTLE

S. No.	Test Parameter	Unit	Result	Test Method
1	Temperature	°C	26.5	APHA 2550-B
2	Colour	Hazen	6.33	APHA 2120-B
3	Odour		Odourless	APHA 2150-B
4	pH		7.33	APHA 4500-H+
5	Total Dissolved Solids, (TDS)	mg/L	601.1	APHA 2540-C
6	Biological Oxygen Demand (BOD ₅ at 20°C)	mg/L	9.0	IS: 3025 (Part-44)
7	Chemical Oxygen Demand, (COD)	mg/L	77.0	APHA 5220-B
8	Calcium, (Ca)	mg/L	58.6	APHA 3500 (Ca)-B
9	Turbidity	NTU	6.33	APHA 2130-B
10	Total Hardness, (CaCO ₃)	mg/L	219.9	APHA 2340-C
11	Dissolved Oxygen, (DO)	mg/L	8.00	APHA 4500 (O)-C
12	Anionic Detergent, (MBAS)	mg/L	< 0.01	APHA 5540-C
13	Magnesium, (Mg)	mg/L	17.6	APHA 3500 (Mg)-B
14	Chloride, (Cl)	mg/L	58.6	APHA 4500 (Cl)-B
15	Conductivity	µs/cm	910.7	APHA 2510-B
16	Nitrate, (NO ₃)	mg/L	3.33	APHA 4500 (NO ₃)-B
17	Sulphate, (SO ₄)	mg/L	84.3	APHA 4500 (SO ₄)-E
18	Potassium, (K)	mg/L	12.3	APHA-3120B
19	Fluoride, (F)	mg/L	0.24	APHA 4500 (F)-D
20	Chromium, (Cr-6)	mg/L	< 0.01	APHA 3500 (Cr)-B
21	Cyanide, (CN)	mg/L	N.D.	APHA 4500 (CN)-D
22	Cadmium, (Cd)	mg/L	< 0.01	APHA 3120B
23	Sodium, (Na)	mg/L	82.1	APHA-3120B
24	Copper, (Cu)	mg/L	< 0.01	APHA 3120B
25	Iron, (Fe)	mg/L	0.18	APHA-3120B
26	Boron, (B)	mg/L	< 0.01	APHA 4500 (B)-C
27	Zinc, (Zn)	mg/L	< 0.01	APHA-3120B
28	Manganese, (Mn)	mg/L	< 0.01	APHA-3120B
29	Phenolic Compound, (C ₆ H ₅ OH)	mg/L	< 0.001	APHA 5530-C
30	Mineral Oil	mg/L	< 0.5	IS 3025 (Part-39)
31	Total Coliform Count	MPN/100ml	> 1600	IS 1622
32	Faecal Coliform (FC)	MPN/100ml	> 1600	IS 1622

FOR ENVIRO-TECH SERVICES

For ENVIRO-TECH SERVICES
End of Test Report

Note:-

1. Test reports without ETS LAB HOLOGRAM are not issued by our laboratory.
2. The results indicated only refer to the tested samples and listed applicable parameters.
3. No complaint will be entertained if received after 7 days of issue of test report.
4. Our liability is limited to invoice value only.
5. The sample shall be destroyed after 15 days & Biological / Perishable sample shall be destroyed immediately after issue of test report.
6. This test report shall not be used in any advertising media or as evidence in the court of Law without prior written permission of the laboratory.

CHECKED BY

AUTHORIZED SIGNATORY
Quality Manager

ENVIRO-TECH SERVICES

An Analytical Laboratory



ISO 45001

(A GOVERNMENT APPROVED LAB)

Plot No. 1/32, S.S. of G.T. Road Industrial Area, Ghaziabad (U.P.) - 201001

email : etslab2012@gmail.com | Website : www.etstab.in | Ph.: 9911516076, 9811736063



ETS-LAB

**TEST REPORT**

TEST REPORT NO.: ETS/2023/04/448

DATE OF REPORT: 22.04.2023

WATER SAMPLE ANALYSIS REPORT

Name And Address of Customer : M/s, The Prompt Enterprises Pvt Ltd , Village Dhatir & Dudhola, Tehsil & District Palwal, Haryana

Date of Sampling 15.04.2023
 Analysis Start Date 17.04.2023
 Analysis End Date 21.04.2023
 Sample ID No ETS/TP-148
 Sampling Done By ETS STAFF
 Sampling Description SURFACE WATER
 Sampling Location SW-2,Dhatir Pond,(Lat. - 28°11'38.34"N,Long. - 77°14'49.95"E)

Sampling Method ETS/STP/WATER-02
 Sample Quantity 2.0 + 0.5 Ltr
 Packing Condition SEALED
 Packed In P.V.C. AND GLASS BOTTLE

S. No.	Test Parameter	Unit	Result	Test Method
1	Temperature	o C	26.7	APHA 2550-B
2	Colour	Hazen	7.33	APHA 2120-B
3	Odour	...	Odour/less	APHA 2150-B
4	pH	...	7.37	APHA 4500-H+
5	Total Dissolved Solids,(TDS)	mg/L	630.1	APHA 2540-C
6	Biological Oxygen Demand(BOD3d270C)	mg/L	11.3	IS 3025 (Part-44)
7	Chemical Oxygen Demand,(COD)	mg/L	92.1	APHA 5220-B
8	Calcium,(Ca)	mg/L	63.3	APHA 3500 (Ca)-B
9	Turbidity	NTU	7.33	APHA 2130-B
10	Total Hardness,(CaCO3)	mg/L	230.9	APHA 2340-C
11	Dissolved Oxygen(DO)	mg/L	6.48	APHA 4500 (O)-C
12	Anionic Detergent,(MBAS)	mg/L	< 0.01	APHA 5540-C
13	Magnesium,(Mg)	mg/L	21.0	APHA 3500 (Mg)-B
14	Chloride,(Cl)	mg/L	63.3	APHA 4500 (Cl)-B
15	Conductivity	µs/cm	940.5	APHA 2510-B
16	Nitrate,(NO3)	mg/L	3.60	APHA 4500 (NO3)-B
17	Sulphate,(SO4)	mg/L	91.0	APHA 4500 (SO4)-E
18	Potassium,(K)	mg/L	13.9	APHA-3120B
19	Fluoride,(F)	mg/L	0.22	APHA 4500 (F)-D
20	Chromium,(Cr+6)	mg/L	< 0.01	APHA 3500 (Cr)-B
21	Cyanide,(CN)	mg/L	N.D	APHA 4500 (CN)-D
22	Cadmium,(Cd)	mg/L	< 0.01	APHA 3120B
23	Sodium,(Na)	mg/L	92.1	APHA-3120B
24	Copper,(Cu)	mg/L	< 0.01	APHA 3120B
25	Iron,(Fe)	mg/L	0.15	APHA-3120B
26	Boron,(B)	mg/L	< 0.01	APHA 4500 (B)-C
27	Zinc,(Zn)	mg/L	< 0.01	APHA-3120B
28	Manganese,(Mn)	mg/L	< 0.01	APHA-3120B
29	Phenolic Compound,(C6H5OH)	mg/L	< 0.001	APHA 5530-C
30	Mineral Oil	mg/L	< 0.5	IS 3025 (Part-39)
31	Total Coliform Count	MPN/100mL	> 1500	IS 1622
32	Fecal Coliform (FC)	MPN/100mL	> 1600	IS 1622

FOR ENVIRO-TECH SERVICES

*****End of Test Report*****

Note:-

- Test reports without ETS-LAB BIOLOGRAM are not issued by our laboratory.
- The results indicated only refer to the tested samples and listed applicable parameters.
- No complaint will be entertained if received after 7 days of issue of test report.
- Our liability is limited to invoice value only.
- The sample shall be destroyed after 15 days & Biological / Perishable sample shall be destroyed immediately after issue of test report.
- This test report shall not be used in any advertising media or as evidence in the court of Law without prior written permission of the laboratory.

CHECKED BY

MD HUNRAJ
 AUTHORIZED SIGNATORY



ENVIRO-TECH SERVICES

An Analytical Laboratory



(A GOVERNMENT APPROVED LAB)

Plot No. 1/32, S.S. of G.T. Road Industrial Area, Ghaziabad (U.P.) - 201001

email : etslab2012@gmail.com | Website : www.etslab.in | Ph: 9911516076, 9811736063

TEST REPORT

TEST REPORT NO.: ETS/2023/04/449

DATE OF REPORT: 22.04.2023

WATER SAMPLE ANALYSIS REPORT

Name And Address of Customer : M/s, The Prompt Enterprises Pvt Ltd , Village Dhatir & Dudhola, Tehsil & District Palwal, Haryana

Date of Sampling 15.04.2023
 Analysis Start Date 17.04.2023
 Analysis End Date 21.04.2023
 Sample ID No ETS/TP-149
 Sampling Done By ETS STAFF
 Sampling Description SURFACE WATER
 Sampling Location SW-3:Dudhola Pond,(Lat. - 28°12'29.15"N;Long. - 77°15'59.05"E)

Sampling Method ETS/STP/WATER-02
 Sample Quantity 2.0 + 0.5 Ltr
 Packing Condition SEALED
 Packed In P.V.C. AND GLASS BOTTLE

S. No.	Test Parameter	Unit	Result	Test Method
1	Temperature	°C	26.9	APHA 2550-B
2	Colour	Hazen	6.33	APHA 2120-B
3	Odour	Odourness		APHA 2150-B
4	pH		7.42	APHA 4500-H+
5	Total Dissolved Solids.(TDS)	mg/L	656.7	APHA 2540-C
6	Biological Oxygen Demand(BOD3@20°C)	mg/L	7.5	IS: 3025 (Part-44)
7	Chemical Oxygen Demand.(COD)	mg/L	85.3	APHA 5220-B
8	Calcium.(Ca)	mg/L	51.6	APHA 3500.(Ca)-B
9	Turbidity	NTU	5.33	APHA 2130-B
10	Total Hardness.(CaCO3)	mg/L	202.3	APHA 2340-C
11	Dissolved Oxygen(DO)	mg/L	5.28	APHA 4500.(O)-C
12	Anionic Detergent.(MBAS)	mg/L	< 0.01	APHA 5540-C
13	Magnesium.(Mg)	mg/L	17.59	APHA 3500.(Mg)-B
14	Chloride.(Cl)	mg/L	51.6	APHA 4500.(Cl)-B
15	Conductivity	µs/cm	995.0	APHA 2510-B
16	Nitrate.(NO3)	mg/L	2.93	APHA 4500.(NO3)-B
17	Sulphate.(SO4)	mg/L	74.2	APHA 4500.(SO4)-E
18	Potassium.(K)	mg/L	14.7	APHA-3120B
19	Fluoride.(F)	mg/L	0.24	APHA 4500.(F)-D
20	Chromium.(Cr+6)	mg/L	< 0.01	APHA 3500.(Cr)-B
21	Cyanide.(CN)	mg/L	N.D	APHA 4500.(CN)-D
22	Cadmium.(Cd)	mg/L	< 0.01	APHA 3120B
23	Sodium.(Na)	mg/L	88.3	APHA-3120B
24	Copper.(Cu)	mg/L	< 0.01	APHA 3120B
25	Iron.(Fe)	mg/L	0.21	APHA-3120B
26	Boron.(B)	mg/L	< 0.01	APHA 4500.(B)-C
27	Zinc.(Zn)	mg/L	< 0.01	APHA-3120B
28	Manganese.(Mn)	mg/L	< 0.01	APHA-3120B
29	Phenolic Compound.(C6H5OH)	mg/L	< 0.001	APHA 5530-C
30	Mineral Oil	mg/L	< 0.5	IS 3025 (Part-39)
31	Total Coliform Count	MPN/100mL	> 1600	IS 1622
32	Faecal Coliform (FC)	MPN/100mL	> 1600	IS 1622



For ENVIRO-TECH SERVICES
 End of Test Report

APR HUNRAJ
 AUTHORIZED SIGNATORY
 Quality Manager

- Note:-
1. Test reports without ETS-LAB HOLOGRAM are not issued by our laboratory.
 2. The results indicated only refer to the tested samples and listed applicable parameters.
 3. No complaints will be entertained if received after 7 days of issue of test report.
 4. Our liability is limited to invoice value only.
 5. The sample shall be destroyed after 15 days & Biological / Perishable sample shall be destroyed immediately after issue of test report.
 6. This test report shall not be used in any advertising media or as evidence in the court of Law without prior written permission of the laboratory.

ENVIRO-TECH SERVICES

An Analytical Laboratory



ISO 45001

(A GOVERNMENT APPROVED LAB)

Plot No. 1/32, S.S. of G.T. Road Industrial Area, Ghaziabad (U.P.) - 201001

email : etslab2012@gmail.com | Website : www.etslab.in | Ph...9911516076, 9811736063

TEST REPORT

TEST REPORT NO.: ETS/2023/04/450

DATE OF REPORT: 22.04.2023

WATER SAMPLE ANALYSIS REPORT

Name And Address of Customer : M/s, The Prompt Enterprises Pvt Ltd , Village Dhatir & Dudhota, Tehsil & District Patwal, Haryana

Date of Sampling 15.04.2023
 Analysis Start Date 17.04.2023
 Analysis End Date 21.04.2023
 Sample ID No ETS/TP-150
 Sampling Done By ETS STAFF
 Sampling Description SURFACE WATER
 Sampling Location SW-4;Pokhar wala Madir Pond,(Lat. - 28°12'18.94"N:Long - 77°13'37.63'E)
 Sampling Method ETS/STP/WATER-02
 Sample Quantity 2.0 + 0.5 Ltr
 Packing Condition SEALED
 Packed In P.V.C. AND GLASS BOTTLE

S. No.	Test Parameter	Unit	Result	Test Method
1	Temperature	°C	26.6	APHA 2550-B
2	Colour	Hazen	7.33	APHA 2120-B
3	Odour	Odourless		APHA 2150-B
4	pH		7.35	APHA 4500-H+
5	Total Dissolved Solids.(TDS)	mg/L	591.7	APHA 2540-C
6	Biological Oxygen Demand(BOD3d270C)	mg/L	12.7	IS: 3025 (Part-44)
7	Chemical Oxygen Demand.(COD)	mg/L	99.2	APHA 6220-B
8	Calcium.(Ca)	mg/L	55.7	APHA 3500.(Ca)-B
9	Turbidity	NTU	7.33	APHA 2130-B
10	Total Hardness.(CaCO3)	mg/L	211.1	APHA 2340-C
11	Dissolved Oxygen(DO)	mg/L	4.50	APHA 4500.(O)-C
12	Anionic Detergent.(MBAS)	mg/L	< 0.01	APHA 5540-C
13	Magnesium.(Mg)	mg/L	39.5	APHA 3500.(Mg)-B
14	Chloride.(Cl)	mg/L	55.7	APHA 4500.(Cl)-B
15	Conductivity	µs/cm	883.1	APHA 2510-B
16	Nitrate.(NO3)	mg/L	3.17	APHA 4500.(NO3)-B
17	Sulphate.(SO4)	mg/L	80.1	APHA 4500.(SO4)-E
18	Potassium.(K)	mg/L	11.8	APHA-3120B
19	Fluoride.(F)	mg/L	0.29	APHA 4500.(F)-D
20	Chromium.(Cr+6)	mg/L	< 0.01	APHA 3500.(Cr)-B
21	Cyanide.(CN)	mg/L	N D	APHA 4500.(CN)-D
22	Cadmium.(Cd)	mg/L	< 0.01	APHA 3120B
23	Sodium.(Na)	mg/L	97.0	APHA-3120B
24	Copper.(Cu)	mg/L	< 0.01	APHA-3120B
25	Iron.(Fe)	mg/L	0.25	APHA-3120B
26	Boron.(B)	mg/L	< 0.01	APHA 4500.(B)-C
27	Zinc.(Zn)	mg/L	< 0.01	APHA-3120B
28	Manganese.(Mn)	mg/L	< 0.01	APHA-3120B
29	Phenolic Compound.(C6H5OH)	mg/L	< 0.001	APHA 5530-C
30	Mineral Oil	mg/L	< 0.5	IS 3025 (Part-39)
31	Total Coliform Count	MPN/100mL	> 1600	IS 1622
32	Fecal Coliform (FC)	MPN/100mL	> 1600	IS 1622

FOR ENVIRO-TECH SERVICES

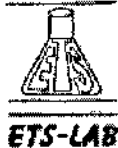
FOR ENVIRO-TECH SERVICES

*****End of Test Report*****

Quality Manager
AUTHORIZED SIGNATORY

Note:

1. Test reports without ETS LAB HOLOGRAM are not issued by our laboratory.
2. The results and data only refer to the tested samples and listed applicable parameters.
3. No complaint will be entertained if received after 7 days of issue of test report.
4. Our liability is limited to invoice value only.
5. The sample shall be destroyed after 15 days & Biological / Perishable sample shall be destroyed immediately on issue of test report.
6. This test report shall not be used in any advertising media or as evidence in the court of Law without prior written permission of the laboratory.



ENVIRO-TECH SERVICES

An Analytical Laboratory



(A GOVERNMENT APPROVED LAB)

Plot No. 1/32, S.S. of G.T. Road Industrial Area, Ghaziabad (U.P.) - 201001

email : etslab2012@gmail.com | Website : www.etslab.in | Ph. 9911516076, 9811736063



TEST REPORT

TEST REPORT NO.: ETS/2023/04/451

DATE OF REPORT: 22.04.2023

WATER SAMPLE ANALYSIS REPORT

Name And Address of Customer : M/s, The Prompt Enterprises Pvt Ltd , Village Dhatir & Dudhola, Tehsil & District Palwal, Haryana

Date of Sampling 15.04.2023
 Analysis Start Date 17.04.2023
 Analysis End Date 21.04.2023
 Sample ID No ETS/TP-151
 Sampling Done By ETS STAFF
 Sampling Description SURFACE WATER
 Sampling Location SW-5,Nallah-upstream ,(Lat.- 28°12'23.76"N;Long.- 77°15'31.68"E)

Sampling Method ETS/STP/WATER-02
 Sample Quantity 2.0 + 0.5 Ltr
 Packing Condition SEALED
 Packed In P.V.C. AND GLASS BOTTLE

S. No.	Test Parameter	Unit	Result	Test Method
1	Temperature	°C	26.8	APHA 2550-B
2	Colour	Hazen	5.33	APHA 2120-B
3	Odour	...	Odourless	APHA 2150-B
4	pH	...	7.39	APHA 4500-H+
5	Total Dissolved Solids (TDS)	mg/L	998.4	APHA 2540-C
6	Biological Oxygen Demand(BOD3d270C)	mg/L	46.0	IS: 3025 (Part-44)
7	Chemical Oxygen Demand,(COD)	mg/L	136.7	APHA 5220-B
8	Calcium,(Ca)	mg/L	110.8	APHA 3500 (Ca)-B
9	Turbidity	NTU	7.33	APHA 2130-B
10	Total Hardness,(CaCO3)	mg/L	343.0	APHA 2340-C
11	Dissolved Oxygen(DO)	mg/L	7.92	APHA 4500 (O)-C
12	Anionic Detergent (MBAS)	mg/L	< 0.01	APHA 6540-C
13	Magnesium,(Mg)	mg/L	58.7	APHA 3500 (Mg)-B
14	Chloride,(Cl)	mg/L	72.7	APHA 4500 (Cl)-B
15	Conductivity	µs/cm	1536.0	APHA 2510-B
16	Nitrate,(NO3)	mg/L	3.60	APHA 4500,(NO3)-B
17	Sulphate,(SO4)	mg/L	138.2	APHA 4500 (SO4)-E
18	Potassium,(K)	mg/L	16.11	APHA-3120B
19	Fluoride,(F)	mg/L	0.28	APHA 4500 (F)-D
20	Chromium,(Cr+6)	mg/L	< 0.01	APHA 3500 (Cr)-B
21	Cyanide,(CN)	mg/L	N.D	APHA 4500 (CN)-D
22	Cadmium,(Cd)	mg/L	< 0.01	APHA 3120B
23	Sodium,(Na)	mg/L	134.5	APHA-3120B
24	Copper,(Cu)	mg/L	< 0.01	APHA 3120B
25	Iron,(Fe)	mg/L	0.49	APHA-3120B
26	Boron,(B)	mg/L	< 0.01	APHA 4500 (B)-C
27	Zinc,(Zn)	mg/L	< 0.01	APHA-3120B
28	Manganese,(Mn)	mg/L	< 0.01	APHA-3120B
29	Phenolic Compound,(C6H5OH)	mg/L	< 0.001	APHA 5530-C
30	Mineral Oil	mg/L	< 0.5	IS 3025 (Part-39)
31	Total Coliform Count	MPN/100mL	> 1600	IS 1622
32	Fecal Coliform (FC)	MPN/100mL	> 1600	IS 1622

FOR ENVIRO-TECH SERVICES

For ENVIRO-TECH SERVICES

*****End of Test Report*****

- Notes:
1. Test reports without ETS LAB HOLOGRAM are not issued by our laboratory.
 2. The results indicated only refer to the tested samples and listed applicable parameters.
 3. No complaint will be entertained if received after 7 days of issue of test report.
 4. Our liability is limited to invoice value only.
 5. The sample shall be destroyed after 15 days & Biological / Perishable sample shall be destroyed immediately after issue of test report.
 6. This test report shall not be used in any advertising media or as evidence in the court of Law without prior written permission of the laboratory.

MD HUMRAJ
 AUTHORIZED SIGNATORY



ETS-LAB

ENVIRO-TECH SERVICES

An Analytical Laboratory



ISO 45001

(A GOVERNMENT APPROVED LAB)

Plot No. 1/32, S.S. of G.T. Road Industrial Area, Ghaziabad (U.P.) - 201001

email : etslab2012@gmail.com | Website: www.etslab.in | Ph: 9911516076, 9811736063

TEST REPORT

DATE OF REPORT: 22.04.2023

EST REPORT NO.: ETS/2023/04/452

WATER SAMPLE ANALYSIS REPORT

Name And Address of Customer : M/s, The Prompt Enterprises Pvt Ltd , Village Dhatir & Dudhola, Tehsil & District Palwal, Haryana

Date of Sampling 15.04.2023
 Analysis Start Date 17.04.2023
 Analysis End Date 21.04.2023
 Sample ID No ETS/TP-152
 Sampling Done By ETS STAFF
 Sampling Description SURFACE WATER
 Sampling Location SW-6, Nallah-down stream ,(Lat.- 28°12'2.34"N; Long.- 77°15'38.96"E)

Sampling Method ETS/STP/WATER-02
 Sample Quantity 2.0 + 0.5 Ltr
 Packing Condition SEALED
 Packed In P.V.C. AND GLASS BOTTLE

S. No.	Test Parameter	Unit	Result	Test Method
1	Temperature	°C	26.9	APHA 2550-B
2	Colour	Hazen	7.33	APHA 2120-B
3	Odour	Odourless	7.42	APHA 2150-B
4	pH		7.42	APHA 4500-H+
5	Total Dissolved Solids,(TDS)	mg/L	1064.8	APHA 2540-C
6	Biological Oxygen Demand,(BOD _{3@27°C})	mg/L	52.3	IS 3025 (Part-4A)
7	Chemical Oxygen Demand,(COD)	mg/L	211.5	APHA 5220-B
8	Calcium,(Ca)	mg/L	112.6	APHA 3500 (Ca)-B
9	Turbidity	NTU	8.33	APHA 2130-B
10	Total Hardness,(CaCO ₃)	mg/L	347.4	APHA 2340-C
11	Dissolved Oxygen,(DO)	mg/L	9.48	APHA 4500 (O)-C
12	Anionic Detergent,(MBAS)	mg/L	< 0.01	APHA 5540-C
13	Magnesium,(Mg)	mg/L	62.7	APHA 3500 (Mg)-B
14	Chloride,(Cl)	mg/L	78.0	APHA 4500 (Cl)-B
15	Conductivity	µs/cm	1638.1	APHA 2510-B
16	Nitrate,(NO ₃)	mg/L	4.10	APHA 4500 (NO ₃)-B
17	Sulphate,(SO ₄)	mg/L	154.3	APHA 4500 (SO ₄)-E
18	Potassium,(K)	mg/L	21.9	APHA-3120B
19	Fluoride,(F)	mg/L	0.39	APHA 4500 (F)-D
20	Chromium,(Cr+6)	mg/L	< 0.01	APHA 3500 (Cr)-B
21	Cyanide,(CN)	mg/L	N.D.	APHA 4500 (CN)-D
22	Cadmium,(Cd)	mg/L	< 0.01	APHA 3120B
23	Sodium,(Na)	mg/L	147.7	APHA-3120B
24	Copper,(Cu)	mg/L	< 0.01	APHA 3120B
25	Iron,(Fe)	mg/L	0.67	APHA-3120B
26	Boron,(B)	mg/L	< 0.01	APHA 4500 (B)-C
27	Zinc,(Zn)	mg/L	< 0.01	APHA-3120B
28	Manganese,(Mn)	mg/L	< 0.01	APHA-3120B
29	Phenolic Compound,(C ₆ H ₅ OH)	mg/L	< 0.001	APHA 5530-C
30	Mineral Oil	mg/L	< 0.5	IS 3025 (Part-39)
31	Total Coliform Count	MPN/100mL	> 1600	IS 1622
32	Fecal Coliform (FC)	MPN/100mL	> 1600	IS 1622

FOR ENVIRO-TECH SERVICES

***** End of Test Report *****

 M. HUMRAI
 Quality Manager
 AUTHORIZED SIGNATORY

Notes:

1. Test reports without ETS LAB HOLOGRAM are not issued by our laboratory.
2. The results indicated only refer to the tested samples and listed applicable parameters.
3. No complaint will be entertained if received after 7 days of issue of test report.
4. Our liability is limited to invoice value only.
5. The sample shall be destroyed after 15 days & Biological / Perishable sample shall be destroyed immediately after issue of test report.
6. This test report shall not be used in any advertising media or as evidence in the court of Law without prior written permission of the laboratory.

ENVIRO-TECH SERVICES



An Analytical Laboratory
(A GOVERNMENT APPROVED LAB)

Plot No. 1/32, S.S. of G.T. Road Industrial Area, Ghaziabad (U.P.) - 201001

email : etslab2012@gmail.com | Website : www.etslab.in | Ph. 9911516076, 9811738063

TEST REPORT

TEST REPORT NO.: ETS/2023/04/441

DATE OF REPORT: 22.04.2023

WATER SAMPLE ANALYSIS REPORT

Name And Address of Customer : M/s. The Prompt Enterprises Pvt Ltd, Village Dhatir & Dudhola, Tensil & District Palwal, Haryana

Date of Sampling: 15.04.2023
 Analysis Start Date: 17.04.2023
 Analysis End Date: 21.04.2023
 Sample ID No: ETS/TP-141
 Sampling Done By: ETS STAFF
 Sampling Description: GROUND WATER
 Sampling Location: GW- 1;Project Site ,(Lat. - 28°12'9.69"N;Long. - 77°15'40.39"E)

Sampling Method: ETS/STP/WATER-02
 Sample Quantity: 2.0 + 0.5 Ltr
 Packing Condition: SEALED
 Packed In: P.V.C. AND GLASS BOTTLE

S. No.	Test Parameter	Unit	Result	Specification/Limit (As per IS:10500: 2012)		Test Method
				Desirable	Permissible	
1	Temperature	°C	29.3	Not Specified	Not Specified	APHA 2550-B
2	Colour	Hazen	<5.0	5	15	APHA 2120-B
3	Odour	Qualitative	Agreeable	Agreeable	Agreeable	APHA 2150-B
4	Taste	Qualitative	Agreeable	Agreeable	Agreeable	APHA 2160-C
5	pH		7.27	6.5 - 8.5	No relaxation	APHA 4500-H
6	Turbidity	NTU	<1.0	1	5	APHA 2130-B
7	Total Dissolved Solids, (TDS)	mg/L	399.9	500	2000	APHA 2540-C
8	Fluoride, (F)	mg/L	0.16	1	1.5	APHA 4500 (F-) - D
9	Total Alkalinity, (CaCO3)	mg/L	181.8	200	600	APHA 2320-B
10	Total Hardness, (CaCO3)	mg/L	116.3	200	600	APHA 2340-C
11	Calcium, (Ca)	mg/L	40.5	75	200	APHA 3500 (Ca)-B
12	Chloride, (Cl)	mg/L	74.2	250	1000	APHA 4500 (Cl-) - B
13	Magnesium, (Mg)	mg/L	3.62	30	100	APHA 3500 (Mg)-B
14	Nitrate, (NO3)	mg/L	1.25	45	No relaxation	APHA 4500 (NO3) - B
15	Sulphate, (SO4)	mg/L	51.8	200	400	APHA 4500 (SO4) - E
16	Boron, (B)	mg/L	< 0.01	0.5	1	APHA 4500 (B) - C
17	Aluminium, (Al)	mg/L	< 0.01	0.03	0.2	APHA 3120B
18	Arsenic, (As)	mg/L	< 0.01	0.01	No relaxation	APHA 3120B
19	Cadmium, (Cd)	mg/L	< 0.001	0.003	No relaxation	APHA 3120B
20	Chromium, (Cr)	mg/L	< 0.01	0.05	No relaxation	APHA 3120B
21	Copper, (Cu)	mg/L	< 0.01	0.05	1.5	APHA 3120B
22	Iron, (Fe)	mg/L	< 0.01	0.01	No relaxation	APHA 3120B
23	Lead, (Pb)	mg/L	< 0.01	0.01	No relaxation	APHA 3120B
24	Manganese, (Mn)	mg/L	< 0.01	0.1	0.3	APHA 3120B
25	Mercury, (Hg)	ug/L	< 0.001	0.001	No relaxation	APHA 3114C
26	Selenium, (Se)	mg/L	< 0.01	0.01	No relaxation	APHA 3120B
27	Zinc, (Zn)	mg/L	< 0.01	0.2	15	APHA 3120B
28	Anionic Detergent, (MBAS)	mg/L	< 0.01	0.5	1	APHA 5540-C
29	Mineral Oil	mg/L	< 0.01	0.5	No relaxation	IS 3025 (Part-3g)
30	Phenolic Compound, (CBNSOH)	mg/L	< 0.001	0.001	0.002	APHA 5530-C
31	Conductivity	us/cm	697.7	Not Specified	Not Specified	APHA 2510-B
32	Total Coliform Count	per 100ml	Absent	Shall not be detectable	Shall not be detectable	IS 15185
33	Escherichia coli	per 100ml	Absent	Shall not be detectable	Shall not be detectable	IS 15185

FOR ENVIRO-TECH SERVICES
 Note: 1. Test reports without ETS LAB HOLOGRAM are not issued by our laboratory.
 2. The test results only refer to the tested samples and listed applicable parameters.
 3. No complaint will be entertained if received after 7 days of issue of test report.
 4. Our liability is limited to invoice value only.
 5. The sample shall be destroyed after 15 days & Biological / Perishable sample shall be destroyed immediately after issue of test report.
 6. This test report shall not be used in any advertising media or as evidence in the court of Law without prior written permission of the laboratory.

MD KUMARAJ
 AUTHORIZED SIGNATORY

ENVIRO-TECH SERVICES

An Analytical Laboratory



ISO 45001

(A GOVERNMENT APPROVED LAB)

Plot No. 1/32, S.S. of G.T. Road Industrial Area, Ghaziabad (U.P.) - 201001

email : etslab2012@gmail.com | Website : www.etslab.in | Ph: 9911516076, 9811736063



TEST REPORT

TEST REPORT NO.: ETS/2023/04/442

DATE OF REPORT: 22.04.2023

WATER SAMPLE ANALYSIS REPORT

Name And Address of Customer : M/s. The Prompt Enterprises Pvt Ltd , Village Dhatir & Dudhola, Tehsil & District Palwal, Haryana

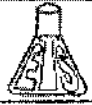
Date of Sampling: 15.04.2023
 Analysis Start Date: 17.04.2023
 Analysis End Date: 21.04.2023
 Sample ID No: ETS/TP-142
 Sampling Done By: ETS STAFF
 Sampling Description: GROUND WATER
 Sampling Location: GW- 2, Shri Vishwakarma Skill University, (Lat.- 28°11'55.53"N; Long.- 77°17'13.80"E)
 Sampling Method: ETS/STP/WATER-02
 Sample Quantity: 2.0 + 0.5 Ltr
 Packing Condition: SEALED
 Packed In: P.V.C. AND GLASS BOTTLE

S. No.	Test Parameter	Unit	Result	Specification/Limit (As per IS:10500: 2012)		Test Method
				Desirable	Permissible	
1	Temperature	°C	28.1	Not Specified	Not Specified	APHA 2550-B
2	Colour	Hazen	<5.0	5	15	APHA 2120-B
3	Odour	Qualitative	Agreeable	Agreeable	Agreeable	APHA 2150-B
4	Taste	Qualitative	Agreeable	Agreeable	Agreeable	APHA 2160-C
5	pH		7.30	6.5 - 8.5	No relaxation	APHA 4500-H+
6	Turbidity	NTU	<1.0	1	5	APHA 2130-B
7	Total Dissolved Solids (TDS)	mg/L	390.6	500	2000	APHA 2540-C
8	Fluoride (F)	mg/L	0.20	1	1.5	APHA 4500 (F-) -D
9	Total Alkalinity (CaCO3)	mg/L	182.5	200	600	APHA 2320-B
10	Total Hardness (CaCO3)	mg/L	131.4	200	600	APHA 2340-C
11	Calcium (Ca)	mg/L	41.5	75	200	APHA 3500 (Ca)-B
12	Chloride (Cl)	mg/L	74.5	250	1000	APHA 4500 (Cl-) -B
13	Magnesium (Mg)	mg/L	6.61	30	100	APHA 3500 (Mg)-B
14	Nitrate (NO3)	mg/L	1.24	45	No relaxation	APHA 4500 (NO3)-B
15	Sulphate (SO4)	mg/L	52.9	200	400	APHA 4500 (SO4)-E
16	Boron (B)	mg/L	< 0.01	0.5	1	APHA 4500 (B)-C
17	Aluminium (Al)	mg/L	< 0.01	0.03	0.2	APHA-3120B
18	Arsenic (As)	mg/L	< 0.01	0.01	No relaxation	APHA 3120B
19	Cadmium (Cd)	mg/L	< 0.001	0.003	No relaxation	APHA 3120B
20	Chromium (Cr)	mg/L	< 0.01	0.05	No relaxation	APHA-3120B
21	Copper (Cu)	mg/L	< 0.01	0.05	1.5	APHA 3120B
22	Iron (Fe)	mg/L	< 0.05	1	No relaxation	APHA-3120B
23	Lead (Pb)	mg/L	< 0.01	0.01	No relaxation	APHA-3120B
24	Manganese (Mn)	ug/L	< 0.01	0.1	0.3	APHA-3120B
25	Mercury (Hg)	mg/L	< 0.001	0.001	No relaxation	APHA-3114C
26	Selenium (Se)	mg/L	< 0.01	0.01	No relaxation	APHA-3120B
27	Zinc (Zn)	mg/L	< 0.01	5	15	APHA-3120B
28	Anionic Detergent (MBAS)	mg/L	< 0.01	0.2	1	APHA 5540-C
29	Mineral Oil	mg/L	< 0.5	0.5	No relaxation	IS 3025 (Part-3)
30	Phenolic Compound (C6H5OH)	mg/L	< 0.001	0.001	0.002	APHA 5530-C
31	Conductivity	µs/cm	652.2	Not Specified	Not Specified	APHA 2510-B
32	Total Coliform Count	per 100mL	Absent	Shall not be detectable		IS 15185
33	Fecal Coli	per 100mL	Absent	Shall not be detectable		IS 15185

FOR ENVIRO-TECH SERVICES

1. Test report without ETS LAB HOLOGRAM are not issued by our laboratory.
2. The test report only refer to the tested samples and listed applicable parameters.
3. No complaint will be entertained if received after 7 days of issue of test report.
4. Our liability is limited to invoice value only.
5. The sample shall be destroyed after 15 days & Biological / Perishable sample shall be destroyed immediately after issue of test report.
6. This test report shall not be used in any advertising media or as evidence in the court of Law without prior written permission of the laboratory.

NO. HUNRAJ
 AUTHORIZED SIGNATORY



ETS-LAB

ENVIRO-TECH SERVICES

An Analytical Laboratory



ISO 45001

(A GOVERNMENT APPROVED LAB)

Plot No. 1/32, S.S. of G.T. Road Industrial Area, Ghaziabad (U.P.) - 201001

email : etslab2012@gmail.com | Website : www.etslab.in | Ph : 9911516076, 9811736063

TEST REPORT

TEST REPORT NO.: ETS/2023/04/443

DATE OF REPORT: 22.04.2023

WATER SAMPLE ANALYSIS REPORT

Name And Address of Customer : M/s, The Prompt Enterprises Pvt Ltd , Village Dhatir & Dudhola, Tehsil & District Palwal, Haryana

Date of Sampling 15.04.2023
 Analysis Start Date 17.04.2023
 Analysis End Date 21.04.2023
 Sample ID No ETS/TP-143
 Sampling Done By ETS STAFF
 Sampling Description **GROUND WATER**
 Sampling Location GW- 3/B M Model School Dudhola, Palwal, (Lat - 28°12'32.17"N; Long - 77°15'56.84"E)
 Sampling Method ETS/STP/WATER-02
 Sample Quantity 2.0 + 0.5 Ltr
 Packing Condition SEALED
 Packed In P.V.C. AND GLASS BOTTLE

S. No.	Test Parameter	Unit	Result	Specification/Limit (As per IS:10500: 2012)		Test Method
				Desirable	Permissible	
1	Temperature	°C	25.8	Not Specified	Not Specified	APHA 2550-B
2	Colour	Hazen	<5.0	5	15	APHA 2120-B
3	Odour	Qualitative	Agreeable	Agreeable	Agreeable	APHA 2150-B
4	Taste	Qualitative	Agreeable	Agreeable	Agreeable	APHA 2160-C
5	pH		7.24	6.5 - 8.5	No relaxation	APHA 4500-H+
6	Turbidity	NTU	<1.0	1	5	APHA 2130-B
7	Total Dissolved Solids (TDS)	mg/L	371.4	500	2000	APHA 2540-C
8	Fluoride (F)	mg/L	0.18	1	1.5	APHA 4500 (F-)D
9	Total Alkalinity (CaCO3)	mg/L	188.2	200	600	APHA 2320-B
10	Total Hardness (CaCO3)	mg/L	137.6	200	600	APHA 2340-C
11	Calcium (Ca)	mg/L	42.4	75	200	APHA 3500 (Ca)-B
12	Chloride (Cl)	mg/L	73.8	250	1000	APHA 4500 (Cl-)B
13	Magnesium (Mg)	mg/L	7.60	30	100	APHA 3500 (Mg)-B
14	Nitrate (NO3)	mg/L	1.25	45	No relaxation	APHA 4500 (NO3)-B
15	Sulphate (SO4)	mg/L	54.7	200	400	APHA 4500 (SO4)-E
16	Boron (B)	mg/L	< 0.01	0.5	1	APHA 4500 (B)-C
17	Aluminum (Al)	mg/L	< 0.01	0.03	0.2	APHA-3120B
18	Arsenic (As)	mg/L	< 0.01	0.01	No relaxation	APHA 3120B
19	Cadmium (Cd)	mg/L	< 0.001	0.003	No relaxation	APHA 3120B
20	Chromium (Cr)	mg/L	< 0.01	0.05	No relaxation	APHA-3120B
21	Copper (Cu)	mg/L	< 0.01	0.05	1.5	APHA 3120B
22	Iron (Fe)	mg/L	< 0.05	1	No relaxation	APHA-3120B
23	Lead (Pb)	mg/L	< 0.01	0.01	No relaxation	APHA-3120B
24	Manganese (Mn)	ug/L	< 0.01	0.1	0.3	APHA-3120B
25	Mercury (Hg)	mg/L	< 0.001	0.001	No relaxation	APHA 3114C
26	Selenium (Se)	mg/L	< 0.01	0.01	No relaxation	APHA-3120B
27	Zinc (Zn)	mg/L	< 0.01	5	15	APHA-3120B
28	Anionic Detergent (MBAS)	mg/L	< 0.01	0.2	1	APHA 5540-C
29	Mineral Oil	mg/L	< 0.5	0.5	No relaxation	IS 3025 (Part-39)
30	Phenolic Compound (C6H5OH)	mg/L	< 0.001	0.001	0.002	APHA 5530-C
31	Conductivity	µs/cm	620.3	Not Specified	Not Specified	APHA 2510-B
32	Total Coliform Count	per 100mL	Absent	Shall not be detectable		IS 15185
33	Faecal coliform	per 100mL	Absent	Shall not be detectable		IS 15185

Note:

1. Test reports without ETS LAB HOLOGRAM are not issued by our laboratory.
2. The results mentioned only refer to the tested samples and listed applicable parameters.
3. No complaint will be entertained if received after 7 days of issue of test report.
4. Our liability is limited to invoice value only.
5. The sample shall be destroyed after 15 days & Biological / Perishable sample shall be destroyed immediately after issue of test report.
6. This test report shall not be used in any advertising media or as evidence in the court of Law without prior written permission of the laboratory.



FOR ENVIRO-TECH SERVICES

MD. HANIF
 AUTHORIZED SIGNATORY
 Quality Manager

ENVIRO-TECH SERVICES

An Analytical Laboratory



ISO 45001

(A GOVERNMENT APPROVED LAB)

Plot No. 1/32, S.S. of G.T. Road Industrial Area, Ghaziabad (U.P.) - 201001

email : etslab2012@gmail.com | Website : www.etslab.in | Ph: 9911516076, 9811736063

TEST REPORT

TEST REPORT NO.: ETS/2023/04/444

DATE OF REPORT: 22.04.2023

WATER SAMPLE ANALYSIS REPORT

Name And Address of Customer : M/s, The Prompt Enterprises Pvt Ltd, Village Dhatir & Dudhola, Tehsil & District Patwal, Haryana

Date of Sampling 15.04.2023
 Analysis Start Date 17.04.2023
 Analysis End Date 21.04.2023
 Sample ID No ETS/TP-144
 Sampling Done By ETS STAFF
 Sampling Description GROUND WATER
 Sampling Location GW- 4; B P Mushroom Farm, Dhatir, (Lat.- 28°12'22.87"N; Long.- 77°14'56.03"E)
 Sampling Method ETS/STP/WATER-02
 Sample Quantity 2.0 + 0.5 Ltr
 Packing Condition SEALED
 Packed In P.V.C. AND GLASS BOTTLE

S. No.	Test Parameter	Unit	Result	Specification/Limit (As per IS:10500: 2012)		Test Method
				Desirable	Permissible	
1	Temperature	°C	27.2	Not Specified	Not Specified	APHA 2550-B
2	Colour	Hazen	<5.0	5	15	APHA 2120-B
3	Odour	Qualitative	Agreeable	Agreeable	Agreeable	APHA 2150-B
4	Taste	Qualitative	Agreeable	Agreeable	Agreeable	APHA 2160-C
5	pH		7.31	6.5 - 8.5	No relaxation	APHA 4500-H+
6	Turbidity	NTU	<1.0	1	5	APHA 2130-B
7	Total Dissolved Solids (TDS)	mg/L	400.6	500	2000	APHA 2540-C
8	Fluoride (F)	mg/L	0.20	1	1.5	APHA 4500 (F) -D
9	Total Alkalinity (CaCO3)	mg/L	190.1	200	600	APHA 2320-B
10	Total Hardness (CaCO3)	mg/L	138.9	200	600	APHA 2340-C
11	Calcium (Ca)	mg/L	42.8	75	200	APHA 3500 (Ca)-B
12	Chloride (Cl)	mg/L	74.6	250	1000	APHA 4500 (Cl) -B
13	Magnesium (Mg)	mg/L	7.68	30	100	APHA 3800 (Mg)-B
14	Nitrate (NO3)	mg/L	1.41	45	No relaxation	APHA 4500 (NO3) -B
15	Sulphate (SO4)	mg/L	52.0	200	400	APHA 4500 (SO4)-E
16	Boron (B)	mg/L	< 0.01	0.5	1	APHA 4500 (B)-C
17	Aluminium (Al)	mg/L	< 0.01	0.03	0.2	APHA-3120B
18	Arsenic (As)	mg/L	< 0.01	0.01	No relaxation	APHA 3120B
19	Cadmium (Cd)	mg/L	< 0.001	0.003	No relaxation	APHA 3120B
20	Chromium (Cr)	mg/L	< 0.01	0.05	No relaxation	APHA-3120B
21	Copper (Cu)	mg/L	< 0.01	0.05	1.5	APHA 3120B
22	Iron (Fe)	mg/L	< 0.05	1	No relaxation	APHA-3120B
23	Lead (Pb)	mg/L	< 0.01	0.01	No relaxation	APHA-3120B
24	Manganese (Mn)	ug/L	< 0.01	0.1	0.3	APHA-3120B
25	Mercury (Hg)	mg/L	< 0.001	0.001	No relaxation	APHA-3114C
26	Selenium (Se)	mg/L	< 0.01	0.01	No relaxation	APHA-3120B
27	Zinc (Zn)	mg/L	< 0.01	5	15	APHA-3120B
28	Anionic Detergent (MBAS)	mg/L	< 0.01	0.2	1	APHA 5540-C
29	Mineral Oil	mg/L	< 0.5	0.5	No relaxation	IS 3025 (Part-39)
30	Phenolic Compound (C6H5OH)	mg/L	< 0.001	0.001	0.002	APHA 5530-C
31	Conductivity	µs/cm	669.0	Not Specified	Not Specified	APHA 2510-B
32	Total Coliform Count	per 100ml	Absent	Shall not be detectable		IS 15185
33	Escherichia coli	per 100ml	Absent	Shall not be detectable		IS 15185

FOR ENVIRO-TECH SERVICES

Notes:

- Test reports without ETS LAB HOLOGRAM are not issued by our Laboratory.
- The results mentioned only refer to the tested samples and listed applicable parameters.
- No complaint will be entertained if received after 7 days of issue of test report.
- Our liability is limited to invoice value only.
- The sample shall be destroyed after 15 days & Biological / Perishable sample shall be destroyed immediately after issue of test report.
- This test report shall not be used in any advertising media or as evidence in the court of Law without prior written permission of the laboratory.

MANJIV KUMAR
 AUTHORIZED SIGNATORY
 Quality Manager



ENVIRO-TECH SERVICES

An Analytical Laboratory



ISO 45001

(A GOVERNMENT APPROVED LAB)

Plot No. 1/32, S.S. of G.T. Road Industrial Area, Ghaziabad (U.P.) - 201001

email : etslab2012@gmail.com | Website : www.etslab.in | Ph. 9811516076, 9811736063

TEST REPORT

TEST REPORT NO.: ETS/2023/04/445

DATE OF REPORT: 22.04.2023

WATER SAMPLE ANALYSIS REPORT

Name And Address of Customer : M/s, The Prompt Enterprises Pvt Ltd , Village Dhatir & Dudhola, Tehsil & District Palwal, Haryana

Date of Sampling 15.04.2023
 Analysis Start Date 17.04.2023
 Analysis End Date 21.04.2023
 Sample ID No ETS/TP-145
 Sampling Done By ETS STAFF
 Sampling Description GROUND WATER
 Sampling Location GW- 5;Shiv Ram Mandir,(Lat.- 28°13'22.72"N;Long - 77°14'57.25"E)
 Sampling Method ETS/STP/WATER-02
 Sample Quantity 2.0 + 0.5 Ltr
 Packing Condition SEALED
 Packed In P.V.C. AND GLASS BOTTLE

S. No.	Test Parameter	Unit	Result	Specification/Limit (As per IS:10500: 2012)		Test Method
				Desirable	Permissible	
1	Temperature	°C	25.8	Not Specified	Not Specified	APHA 2550-B
2	Colour	Hazen	<5.0	5	15	APHA 2120-B
3	Odour	Qualitative	Agreeable	Agreeable	Agreeable	APHA 2150-B
4	Taste	Qualitative	Agreeable	Agreeable	Agreeable	APHA 2160-C
5	pH		7.28	6.5 - 8.5	No relaxation	APHA 4500-H+
6	Turbidity	NTU	<1.0	1	5	APHA 2130-B
7	Total Dissolved Solids (TDS)	mg/L	341.9	500	2000	APHA 2540-C
8	Fluoride,(F)	mg/L	0.17	1	1.5	APHA 4500 (F)-D
9	Total Alkalinity,(CaCO3)	mg/L	181.5	200	600	APHA 2320-B
10	Total Hardness,(CaCO3)	mg/L	152.5	200	600	APHA 2340-C
11	Calcium,(Ca)	mg/L	43.0	75	200	APHA 3500 (Ca)-B
12	Chloride,(Cl)	mg/L	69.0	250	1000	APHA 4500 (Cl)-B
13	Magnesium,(Mg)	mg/L	10.80	30	100	APHA 3500 (Mg)-B
14	Nitrate,(NO3)	mg/L	1.42	45	No relaxation	APHA 4500 (NO3)-B
15	Sulphate,(SO4)	mg/L	55.9	200	400	APHA 4500 (SO4)-E
16	Boron,(B)	mg/L	< 0.01	0.5	1	APHA 4500 (B)-C
17	Aluminium,(Al)	mg/L	< 0.01	0.03	0.2	APHA-3120B
18	Arsenic,(As)	mg/L	< 0.01	0.01	No relaxation	APHA 3120B
19	Cadmium,(Cd)	mg/L	< 0.001	0.003	No relaxation	APHA 3120B
20	Chromium,(Cr)	mg/L	< 0.01	0.05	No relaxation	APHA-3120B
21	Copper,(Cu)	mg/L	< 0.01	0.05	1.5	APHA 3120B
22	Iron,(Fe)	mg/L	< 0.05	1	No relaxation	APHA-3120B
23	Lead,(Pb)	mg/L	< 0.01	0.01	No relaxation	APHA-3120B
24	Manganese,(Mn)	ug/L	< 0.01	0.1	0.3	APHA-3120B
25	Mercury,(Hg)	mg/L	< 0.001	0.001	No relaxation	APHA-3114C
26	Selenium,(Se)	mg/L	< 0.01	0.01	No relaxation	APHA-3120B
27	Zinc,(Zn)	mg/L	< 0.01	5	15	APHA-3120B
28	Anionic Detergent,(MBAS)	mg/L	< 0.01	0.2	1	APHA 5540-C
29	Mineral Oil	mg/L	< 0.5	0.5	No relaxation	IS 3025 (Part-39)
30	Phenolic Compound,(C6H5OH)	mg/L	< 0.001	0.001	0.002	APHA 5530-C
31	Conductivity	µs/cm	571.0	Not Specified	Not Specified	APHA 2510-B
32	Total Coliform Count	per 100ml	Absent	Shall not be detectable		IS 15185
33	Escherichia coli	per 100ml	Absent	Shall not be detectable		IS 15185

FOR ENVIRO-TECH SERVICES

FOR ENVIRO-TECH SERVICES

1. Test reports without ETS LAB HOLOGRAM are not issued by our laboratory.
2. The results mentioned only refer to the tested samples and listed applicable parameters.
3. No complaint will be entertained if received after 7 days of issue of test report.
4. Our liability is limited to invoice value only.
5. The sample shall be destroyed after 15 days & Biological / Perishable sample shall be destroyed immediately after issue of test report.
6. This test report shall not be used in any advertising media or as evidence in the court of Law without prior written permission of the laboratory.

AUTHORIZED SIGNATORY
 Quality Manager

ENVIRO-TECH SERVICES

An Analytical Laboratory



ISO 45001

(A GOVERNMENT APPROVED LAB)

Plot No. 1/32, S.S. of G.T. Road Industrial Area, Ghaziabad (U.P.) - 201001

email : etslab2012@gmail.com | Website : www.etslab.in | Ph.: 9911516076, 9811736066

TEST REPORT

TEST REPORT NO.: ETS/2023/04/446

DATE OF REPORT: 22.04.2023

WATER SAMPLE ANALYSIS REPORT

Name And Address of Customer : M/s. The Prompt Enterprises Pvt Ltd, Village Dhatir & Dudhola, Tehsil & District Palwal, Haryana

Date of Sampling 15.04.2023
 Analysis Start Date 17.04.2023
 Analysis End Date 21.04.2023
 Sample ID No ETS/TP-146
 Sampling Done By ETS STAFF
 Sampling Description **GROUND WATER**
 Sampling Location GW- 6;MS Hospital Dhatir,(Lat.- 28°11'22.59"N;Long. - 77°14'43.21"E)

Sampling Method ETS/STP/WATER-02
 Sample Quantity 2.0 + 0.5 Ltr
 Packing Condition SEALED
 Packed In P.V.C. AND GLASS BOTTLE

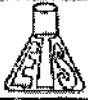
S. No.	Test Parameter	Unit	Result	Specification/Limit (As per IS:10500: 2012)		Test Method
				Desirable	Permissible	
1	Temperature	°C	27.9	Not Specified	Not Specified	APHA 2550-B
2	Colour	Hazen	<5.0	5	15	APHA 2120-B
3	Odour	Qualitative	Agreeable	Agreeable	Agreeable	APHA 2150-B
4	Taste	Qualitative	Agreeable	Agreeable	Agreeable	APHA 2160-C
5	pH		7.31	6.5 - 8.5	No relaxation	APHA 4500-H
6	Turbidity	NTU	<1.0	1	5	APHA 2130-B
7	Total Dissolved Solids (TDS)	mg/L	409.4	500	2000	APHA 2540-C
8	Fluoride (F)	mg/L	0.16	1	1.5	APHA 4500 (F)-D
9	Total Alkalinity (CaCO ₃)	mg/L	204.7	200	600	APHA 2320-B
10	Total Hardness (CaCO ₃)	mg/L	160.8	200	600	APHA 2340-C
11	Calcium (Ca)	mg/L	40.7	75	200	APHA 3500 (Ca)-B
12	Chloride (Cl)	mg/L	74.6	250	1000	APHA 4500 (Cl)-B
13	Magnesium (Mg)	mg/L	14.2	30	100	APHA 3500 (Mg)-B
14	Nitrate (NO ₃)	mg/L	1.29	45	No relaxation	APHA 4500 (NO ₃)-B
15	Sulphate (SO ₄)	mg/L	53.5	200	400	APHA 4500 (SO ₄)-E
16	Boron (B)	mg/L	< 0.01	0.5	1	APHA 4500 (B)-C
17	Aluminum (Al)	mg/L	< 0.01	0.03	0.2	APHA-3120B
18	Arsenic (As)	mg/L	< 0.01	0.01	No relaxation	APHA 3120B
19	Cadmium (Cd)	mg/L	< 0.001	0.003	No relaxation	APHA 3120B
20	Chromium (Cr)	mg/L	< 0.01	0.05	No relaxation	APHA-3120B
21	Copper (Cu)	mg/L	< 0.01	0.05	1.5	APHA 3120B
22	Iron (Fe)	mg/L	< 0.05	1	No relaxation	APHA-3120B
23	Lead (Pb)	mg/L	< 0.01	0.01	No relaxation	APHA-3120B
24	Manganese (Mn)	ug/L	< 0.01	0.1	0.3	APHA-3120B
25	Mercury (Hg)	mg/L	< 0.001	0.001	No relaxation	APHA-3114C
26	Selenium (Se)	mg/L	< 0.01	0.01	No relaxation	APHA-3120B
27	Zinc (Zn)	mg/L	< 0.01	5	15	APHA-3120B
28	Anionic Detergent (MBAS)	mg/L	< 0.01	0.2	1	APHA 5540-C
29	Mineral Oil	mg/L	< 0.5	0.5	No relaxation	IS 3025 (Part-39)
30	Phenolic Compound (C ₆ H ₅ OH)	mg/L	< 0.001	0.001	0.002	APHA 5530-C
31	Conductivity	µs/cm	683.6	Not Specified	Not Specified	APHA 2510-B
32	Total Coliform Count	per 100mL	Absent	Shall not be detectable		IS 15185
33	Escherichia coli	per 100mL	Absent	Shall not be detectable		IS 15185

FOR ENVIRO-TECH SERVICES

Note:-

1. Test reports without ETS LAB HOLOGRAM are not issued by our laboratory.
2. The result indicated only refer to the tested samples and listed applicable parameters.
3. No complaint will be entertained if received after 7 days of issue of test report.
4. Our liability is limited to invoice value only.
5. The sample shall be destroyed after 15 days & Biological / Perishable sample shall be destroyed immediately after issue of test report.
6. This test report shall not be used in any advertising media or as evidence in the court of Law without prior written permission of the laboratory.

End of Test Report: **APHA**
 AUTHORIZED SIGNATORY



ETS-LAB

ENVIRO-TECH SERVICES

An Analytical Laboratory



ISO 45001

(A GOVERNMENT APPROVED LAB)

Plot No. 1/32, S.S. of G.T. Road Industrial Area, Ghaziabad (U.P.) - 201001

email : etslab2012@gmail.com | Website : www.etslab.in | Ph: 9911516076, 9811736063

TEST REPORT

TEST REPORT NO.:

ETS/2023/04/434

DATE OF REPORT: 22.04.2023

SOIL SAMPLE ANALYSIS REPORT

Name And Address of Customer : M/s, The Prompt Enterprises Pvt Ltd , Village Dhatir & Durdhola, Tehsil & District Palwal, Haryana

Date of Sampling 15.04.2023
 Analysis Start Date 17.04.2023
 Analysis End Date 21.04.2023
 Sample ID No ETS/TP-134
 Sampling Done By ETS STAFF
 Sampling Description SOIL
 Sampling Location SQ- 1;Project site ,(Lat.- 28°12'9.69"N;Long.- 77°15'40.39"E)

Sampling Method ETS/STP/SOIL-01
 Sample Quantity 2.0 kg.
 Packing Condition SEALED
 Packed In ZIP POLY BAG

S. No.	Test Parameter	Unit	Result	Test Method
1	Texture	---	SANDY CLAY LOAM	IS 2720 (Part-4)
2	Sand	%	52.5	IS 2720 (Part-4)
3	Silt	%	20.2	IS 2720 (Part-4)
4	Clay	%	27.3	IS 2720 (Part-4)
5	Electrical Conductivity (EC)	µs/cm	19.7	IS 14767
6	pH	---	7.28	IS 2720 (Part-26)
7	Bulk Density	g/cm ³	1.16	IS 2386 (Part-4)
8	Water Holding Capacity (WHC)	%	17.3	IS 2720 (Part-2)
9	Sodium, (Na)	mg/kg	80.4	USEPA-3050A
10	Potassium (K)	mg/kg	182.0	USEPA-3050A
11	Total Nitrogen (N)	mg/kg	4.37	ETS/STP/SOIL-15
12	Chloride, (Cl)	mg/kg	218.4	BS 1377 -3
13	Magnesium, (Mg)	mg/kg	109.2	ETS/STP/SOIL-06
14	Organic Matter, (OM)	%	0.86	IS 2720 (Part-22)
15	Aluminium, (Al)	mg/kg	0.36	USEPA-3050A
16	Cadmium, (Cd)	mg/kg	0.45	USEPA-3050A
17	Chromium, (Cr)	mg/kg	0.29	USEPA-3050A
18	Copper, (Cu)	mg/kg	1.46	USEPA-3050A
19	Iron, (Fe)	mg/kg	127.4	USEPA-3050A
20	Lead, (Pb)	mg/kg	0.29	USEPA-3050A
21	Manganese, (Mn)	mg/kg	1.53	USEPA-3050A
22	Zinc, (Zn)	mg/kg	1.87	USEPA-3050A
23	Nickel, (Ni)	mg/kg	74.3	USEPA-3050A
24	Calcium, (Ca)	mg/kg	203.8	IS 2720 (Part-23)
25	Phosphorus (PO ₄)	mg/kg	37.9	ETS/STP/SOIL-19

*****End of Test Report*****



FOR ENVIRO-TECH SERVICES

For ENVIRO-TECH SERVICES

AUTHORIZED SIGNATORY
Quality Manager

Note:-

1. Test reports and analytical LAB HOLOGRAM are not issued by our laboratory.
2. The results indicated only refer to the tested samples and listed applicable parameters.
3. No complaint will be entertained if received after 7 days of issue of test report.
4. Our liability is limited to invoice value only.
5. The sample shall be destroyed after 15 days & Biological / Perishable sample shall be destroyed immediately after issue of test report.
6. This test report shall not be used in any advertising media or as evidence in the court of Law without prior written permission of the laboratory.

ENVIRO-TECH SERVICES

An Analytical Laboratory



(A GOVERNMENT APPROVED LAB)

Plot No. 1/32, S.S. of G.T. Road Industrial Area, Ghaziabad (U.P.) - 201001

email : etslab2012@gmail.com | Website : www.etslab.in | Ph: 9911516076, 9811736063

TEST REPORT

TEST REPORT NO.: ETS/2023/04/435 DATE OF REPORT: 22.04.2023

SOIL SAMPLE ANALYSIS REPORT

Name And Address of Customer : M/s, The Prompt Enterprises Pvt Ltd , Village Dhatir & Dudhola, Tehsil & District Palwal, Haryana

Date of Sampling 15.04.2023
 Analysis Start Date 17.04.2023
 Analysis End Date 21.04.2023
 Sample ID No ETS/TP-135
 Sampling Done By ETS STAFF
 Sampling Description SOIL
 Sampling Location SQ- 2;Shri Vishwakarma Skill University,(Lat.- 28°11'55.53"N;Long.- 77°17'13.80"E)
 Sampling Method ETS/STP/SOIL-01
 Sample Quantity 2.0 kg.
 Packing Condition SEALED
 Packed In ZIP POLY BAG

S. No.	Test Parameter	Unit	Result	Test Method
1	Texture	---	SANDY CLAY LOAM	IS 2720 (Part-4)
2	Sand	%	54.6	IS 2720 (Part-4)
3	Silt	%	18.8	IS 2720 (Part-4)
4	Clay	%	26.6	IS 2720 (Part-4)
5	Electrical Conductivity (EC)	µs/cm	21.2	IS 14767
6	pH	---	7.33	IS 2720 (Part-26)
7	Bulk Density	g/cm ³	1.12	IS 2386 (Part-4)
8	Water Holding Capacity (WHC)	%	14.9	IS 2720 (Part-2)
9	Sodium (Na)	mg/kg	77.8	USEPA-3050A
10	Potassium (K)	mg/kg	158.5	USEPA-3050A
11	Total Nitrogen (N)	mg/kg	5.86	ETS/STP/SOIL-15
12	Chloride (Cl)	mg/kg	212.6	BS 1377-3
13	Magnesium (Mg)	mg/kg	80.6	ETS/STP/SOIL-08
14	Organic Matter (OM)	%	0.81	IS 2720 (Part-22)
15	Aluminium (Al)	mg/kg	0.40	USEPA-3050A
16	Cadmium (Cd)	mg/kg	0.50	USEPA-3050A
17	Chromium (Cr)	mg/kg	0.33	USEPA-3050A
18	Copper (Cu)	mg/kg	1.57	USEPA-3050A
19	Iron (Fe)	mg/kg	145.2	USEPA-3050A
20	Lead (Pb)	mg/kg	0.31	USEPA-3050A
21	Manganese (Mn)	mg/kg	2.13	USEPA-3050A
22	Zinc (Zn)	mg/kg	1.71	USEPA-3050A
23	Nickel (Ni)	mg/kg	82.1	USEPA-3050A
24	Calcium (Ca)	mg/kg	241.9	IS 2720 (Part-23)
25	Phosphorus (PO ₄)	mg/kg	52.2	ETS/STP/SOIL-19

****End of Test Report****

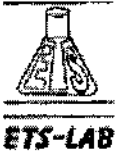
For ENVIRO-TECH SERVICES



M. K. JUMRAJ
 AUTHORIZED SIGNATORY

Note:-

1. Test reports without ETS LAB HOLOGRAM are not issued by our laboratory.
2. The results indicated only refer to the tested samples and listed applicable parameters.
3. No complaint will be entertained if received after 7 days of issue of test report.
4. Our liability is limited to invoice value only.
5. The sample shall be destroyed after 15 days & Biological / Perishable sample shall be destroyed immediately after issue of test report.
6. This test report shall not be used in any advertising media or as evidence in the court of Law without prior written permission of the laboratory.



ENVIRO-TECH SERVICES

An Analytical Laboratory



(A GOVERNMENT APPROVED LAB)

Plot No. 1/32, S.S. of G.T. Road Industrial Area, Ghaziabad (U.P.) - 201001

email : etslab2012@gmail.com | Website : www.etslab.in | Ph: 9911516076, 9811736063

TEST REPORT

TEST REPORT NO.:

ETS/2023/04/436

DATE OF REPORT: 22.04.2023

SOIL SAMPLE ANALYSIS REPORT

Name And Address of Customer : M/s, The Prompt Enterprises Pvt Ltd , Village Dhatir & Dudhola, Tehsil & District Palwal, Haryana

Date of Sampling 15.04.2023
 Analysis Start Date 17.04.2023
 Analysis End Date 21.04.2023
 Sample ID No ETS/TP-136
 Sampling Done By ETS STAFF
 Sampling Description SOIL
 Sampling Location SQ- 3;B M Model School Dudhola, Palwal,(Lat. - 28°12'32.17"N;Long.- 77°15'56.84"E)
 Sampling Method ETS/STP/SOIL-01
 Sample Quantity 2.0 kg.
 Packing Condition SEALED
 Packed In ZIP POLY BAG

S. No.	Test Parameter	Unit	Result	Test Method
1	Texture	...	SANDY CLAY LOAM	IS 2720 (Part-4)
2	Sand	%	51.0	IS 2720 (Part-4)
3	Sill	%	23.0	IS 2720 (Part-4)
4	Clay	%	28.0	IS 2720 (Part-4)
5	Electrical Conductivity (EC)	µs/cm	20.6	IS 14767
6	pH	...	7.26	IS 2720 (Part-26)
7	Bulk Density	g/cm ³	1.09	IS 2388 (Part-4)
8	Water Holding Capacity (WHC)	%	15.6	IS 2720 (Part-2)
9	Sodium (Na)	mg/kg	79.3	USEPA-3050A
10	Potassium (K)	mg/kg	149.8	USEPA-3050A
11	Total Nitrogen (N)	mg/kg	2.90	ETS/STP/SOIL-15
12	Chloride (Cl)	mg/kg	261.4	BS 1377-3
13	Magnesium (Mg)	mg/kg	74.1	ETS/STP/SOIL-08
14	Organic Matter (OM)	%	0.58	IS 2720 (Part-22)
15	Aluminium (Al)	mg/kg	0.37	USEPA-3050A
16	Cadmium (Cd)	mg/kg	0.45	USEPA-3050A
17	Chromium (Cr)	mg/kg	0.31	USEPA-3050A
18	Copper (Cu)	mg/kg	1.66	USEPA-3050A
19	Iron (Fe)	mg/kg	137.6	USEPA-3050A
20	Lead (Pb)	mg/kg	0.36	USEPA-3050A
21	Manganese (Mn)	mg/kg	1.31	USEPA-3050A
22	Zinc (Zn)	mg/kg	1.83	USEPA-3050A
23	Nickel (Ni)	mg/kg	103.1	USEPA-3050A
24	Calcium (Ca)	mg/kg	159.7	IS 2720 (Part-23)
25	Phosphorus (PO4)	mg/kg	40.1	ETS/STP/SOIL-19

*****End of Test Report*****



FOR ENVIRO-TECH SERVICES

Note:

1. Test reports without ETS LAB HOLOGRAM are not issued by our laboratory.
2. The results indicated only refer to the tested samples and listed applicable parameters.
3. No complaint will be entertained if received after 7 days of issue of test report.
4. Our liability is limited to invoice value only.
5. The sample shall be destroyed after 15 days & Biological / Perishable sample shall be destroyed immediately after issue of test report.
6. This test report shall not be used in any advertising media or as evidence in the court of Law without prior written permission of the laboratory.

For ENVIRO-TECH SERVICES

AUTHORIZED SIGNATORY
 MD HOMIRAJ
 Quality Manager

ENVIRO-TECH SERVICES

An Analytical Laboratory



(A GOVERNMENT APPROVED LAB)

Plot No. 1/32, S.S. of G.T. Road Industrial Area, Ghaziabad (U.P.) - 201001

email : etsiab2012@gmail.com | Website : www.etslab.in | Ph: 9911516076, 9811736063

TEST REPORT

TEST REPORT NO.: ETS/2023/04/437 DATE OF REPORT: 22.04.2023

SOIL SAMPLE ANALYSIS REPORT

Name And Address of Customer : M/s. The Prompt Enterprises Pvt Ltd , Village Dhatir & Dudhola, Tehsil & District Palwal, Haryana

Date of Sampling 15.04.2023
 Analysis Start Date 17.04.2023
 Analysis End Date 21.04.2023
 Sample ID No ETS/TP-137
 Sampling Done By ETS STAFF
 Sampling Description SOIL
 Sampling Location SQ- 4;B P Mushroom Farm, Dhatir,(Lat. - 28°12'22.87"N;Long.- 77°14'56.03"E)
 Sampling Method ETS/STP/SOIL-01
 Sample Quantity 2.0 kg.
 Packing Condition SEALED
 Packed In ZIP POLY BAG

S. No.	Test Parameter	Unit	Result	Test Method
1	Texture	...	SANDY CLAY LOAM	IS 2720 (Part-4)
2	Sand	%	50.9	IS 2720 (Part-4)
3	Silt	%	25.4	IS 2720 (Part-4)
4	Clay	%	23.7	IS 2720 (Part-4)
5	Electrical Conductivity (EC)	µs/cm	22.8	IS 14767
6	pH	...	7.31	IS 2720 (Part-26)
7	Bulk Density	g/cm ³	1.21	IS 2388 (Part-4)
8	Water Holding Capacity (WHC)	%	14.1	IS 2720 (Part-2)
9	Sodium,(Na)	mg/kg	82.6	USEPA-3050A
10	Potassium (K)	mg/kg	169.6	USEPA-3050A
11	Total Nitrogen (N)	mg/kg	4.39	ETS/STP/SOIL-15
12	Chloride,(Cl)	mg/kg	350.9	BS 1377 -3
13	Magnesium,(Mg)	mg/kg	75.3	ETS/STP/SOIL-08
14	Organic Matter,(OM)	%	0.51	IS 2720 (Part-22)
15	Aluminium,(Al)	mg/kg	0.38	USEPA-3050A
16	Cadmium,(Cd)	mg/kg	0.46	USEPA-3050A
17	Chromium,(Cr)	mg/kg	0.51	USEPA-3050A
18	Copper,(Cu)	mg/kg	1.49	USEPA-3050A
19	Iron,(Fe)	mg/kg	129.9	USEPA-3050A
20	Lead,(Pb)	mg/kg	0.54	USEPA-3050A
21	Manganese,(Mn)	mg/kg	1.54	USEPA-3050A
22	Zinc,(Zn)	mg/kg	1.76	USEPA-3050A
23	Nickel,(Ni)	mg/kg	111.1	USEPA-3050A
24	Calcium,(Ca)	mg/kg	219.3	IS 2720 (Part-23)
25	Phosphorus (PO ₄)	mg/kg	48.9	ETS/STP/SOIL-19

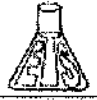
*****End of Test Report*****



For ENVIRO-TECH SERVICES

MOHUMRAJ
 AUTHORIZED SIGNATORY
 Quality Manager

- Notes:-
1. Test reports and ETS-LAB HOLOGRAM are not issued by our Laboratory.
 2. The results mentioned only refer to the tested samples and listed applicable parameters.
 3. No complaint will be entertained if received after 7 days of issue of test report.
 4. Our liability is limited to Invoice value only.
 5. The sample shall be destroyed after 15 days & Biological / Perishable sample shall be destroyed immediately after issue of test report.
 6. This test report shall not be used in any advertising media or as evidence in the court of Law without prior written permission of the laboratory.



ETS-LAB

ENVIRO-TECH SERVICES

An Analytical Laboratory

(A GOVERNMENT APPROVED LAB)



ISO 45001

Plot No. 1/32, S.S. of G.T. Road Industrial Area, Ghaziabad (U.P.) - 201001

email : etslab2012@gmail.com | Website : www.etslab.in | Ph.. 9911516076, 9811738003



TEST REPORT

TEST REPORT NO.:

ETS/2023/04/438

DATE OF REPORT: 22.04.2023

SOIL SAMPLE ANALYSIS REPORT

Name And Address of Customer : M/s, The Prompt Enterprises Pvt Ltd , Village Dhatir & Dudhola, Tehsil & District Palwal, Haryana

Date of Sampling 15.04.2023
 Analysis Start Date 17.04.2023
 Analysis End Date 21.04.2023
 Sample ID No ETS/TP-138
 Sampling Done By ETS STAFF
 Sampling Description SOIL
 Sampling Location SQ- 5,Shiv Ram Mandir,(Lat.- 28°13'22.72"N;Long.- 77°14'57.25"E)

Sampling Method ETS/STP/SOIL-01
 Sample Quantity 2.0 kg.
 Packing Condition SEALED
 Packed In ZIP POLY BAG

S. No.	Test Parameter	Unit	Result	Test Method
1	Texture	---	SANDY CLAY LOAM	IS 2720 (Part-4)
2	Sand	%	53.6	IS 2720 (Part-4)
3	Silt	%	22.3	IS 2720 (Part-4)
4	Clay	%	24.1	IS 2720 (Part-4)
5	Electrical Conductivity (EC)	µs/cm	23.2	IS 14787
6	pH	---	7.27	IS 2720 (Part-26)
7	Bulk Density	g/cm3	1.03	IS 2386 (Part-4)
8	Water Holding Capacity (WHC)	%	13.3	IS 2720 (Part-2)
9	Sodium (Na)	mg/kg	83.2	USEPA-3050A
10	Potassium (K)	mg/kg	170.5	USEPA-3050A
11	Total Nitrogen (N)	mg/kg	3.64	ETS/STP/SOIL-15
12	Chloride (Cl)	mg/kg	283.5	BS 1377 -3
13	Magnesium (Mg)	mg/kg	87.2	ETS/STP/SOIL-06
14	Organic Matter (OM)	%	0.60	IS 2720 (Part-22)
15	Aluminium (Al)	mg/kg	0.39	USEPA-3050A
16	Cadmium (Cd)	mg/kg	0.45	USEPA-3050A
17	Chromium (Cr)	mg/kg	0.30	USEPA-3050A
18	Copper (Cu)	mg/kg	1.51	USEPA-3050A
19	Iron (Fe)	mg/kg	132.5	USEPA-3050A
20	Lead (Pb)	mg/kg	0.34	USEPA-3050A
21	Manganese (Mn)	mg/kg	1.31	USEPA-3050A
22	Zinc (Zn)	mg/kg	1.89	USEPA-3050A
23	Nickel (Ni)	mg/kg	74.2	USEPA-3050A
24	Calcium (Ca)	mg/kg	210.8	IS 2720 (Part-23)
25	Phosphorus (PO4)	mg/kg	43.5	ETS/STP/SOIL-19

*****End of Test Report*****



FOR ENVIRO-TECH SERVICES

FOR ENVIRO-TECH SERVICES

Notes:

1. Test reports without ETS LAB HOLOGRAM are not issued by our laboratory.
2. The results indicated only refer to the tested samples and listed applicable parameters.
3. No complaint will be entertained if received after 7 days of issue of test report.
4. Our liability is limited to invoice value only.
5. The sample shall be destroyed after 15 days & Biological / Perishable sample shall be destroyed immediately after issue of test report.
6. This test report shall not be used in any advertising media or as evidence in the court of Law without prior written permission of the laboratory.

FOR ENVIRO-TECH SERVICES
 AUTHORIZED SIGNATORY
 Quality Manager

ENVIRO-TECH SERVICES

An Analytical Laboratory



ISO 45001

(A GOVERNMENT APPROVED LAB)

Plot No. 1/32, S.S. of G.T. Road Industrial Area, Ghaziabad (U.P.) - 201001

email : etslab2012@gmail.com | Website www.etslab.in | Ph.: 9911516076, 9911736063

TEST REPORT

TEST REPORT NO.:

ETS/2023/04/439

DATE OF REPORT: 22.04.2023

SOIL SAMPLE ANALYSIS REPORT

Name And Address of Customer : M/s. The Prompt Enterprises Pvt Ltd , Village Dhatir & Dudhola, Tehsil & District Palwal, Haryana

Date of Sampling 15.04.2023
 Analysis Start Date 17.04.2023
 Analysis End Date 21.04.2023
 Sample ID No ETS/TP-139
 Sampling Done By ETS STAFF
 Sampling Description SOIL
 Sampling Location SQ- 6,MS Hospital Dhatir,(Lat.- 28°11'22.59"N;Long.- 77°14'43.21"E)

Sampling Method ETS/STP/SOIL-01
 Sample Quantity 2.0 kg.
 Packing Condition SEALED
 Packed In ZIP POLY BAG

S. No.	Test Parameter	Unit	Result	Test Method
1	Texture	...	SANDY CLAY LOAM	IS 2720 (Part-4)
2	Sand	%	50.9	IS 2720 (Part-4)
3	Silt	%	26.1	IS 2720 (Part-4)
4	Clay	%	23.0	IS 2720 (Part-4)
5	Electrical Conductivity (EC)	µs/cm	21.2	IS 14787
6	pH	...	7.92	IS 2720 (Part-26)
7	Bulk Density	g/cm ³	1.20	IS 2386 (Part-4)
8	Water Holding Capacity (WHC)	%	21.4	IS 2720 (Part-2)
9	Sodium,(Na)	mg/kg	90.0	USEPA-3050A
10	Potassium (K)	mg/kg	192.5	USEPA-3050A
11	Total Nitrogen (N)	mg/kg	5.86	ETS/STP/SOIL-15
12	Chloride,(Cl)	mg/kg	226.9	BS 1377 -3
13	Magnesium,(Mg)	mg/kg	90.0	ETS/STP/SOIL-08
14	Organic Matter,(OM)	%	0.67	IS 2720 (Part-22)
15	Aluminium,(Al)	mg/kg	0.42	USEPA-3050A
16	Cadmium,(Cd)	mg/kg	0.50	USEPA-3050A
17	Chromium,(Cr)	mg/kg	0.34	USEPA-3050A
18	Copper,(Cu)	mg/kg	1.84	USEPA-3050A
19	Iron,(Fe)	mg/kg	151.0	USEPA-3050A
20	Lead,(Pb)	mg/kg	0.37	USEPA-3050A
21	Manganese,(Mn)	mg/kg	1.54	USEPA-3050A
22	Zinc,(Zn)	mg/kg	1.74	USEPA-3050A
23	Nickel,(Ni)	mg/kg	96.8	USEPA-3050A
24	Calcium,(Ca)	mg/kg	219.6	IS 2720 (Part-23)
25	Phosphorus (PO ₄)	mg/kg	65.3	ETS/STP/SOIL-19

*****End of Test Report*****

FOR ENVIRO-TECH SERVICES

For ENVIRO-TECH SERVICES

Note:-

1. Test reports without ETS LAB LOGOGRAM are not issued by our laboratory.
2. The results indicated only refer to the tested samples and listed applicable parameters.
3. No complaint will be entertained if received after 7 days of issue of test report.
4. Our liability is limited to invoice value only.
5. The sample shall be destroyed after 15 days & Biological / Perishable sample shall be destroyed immediately after issue of test report.
6. This test report shall not be used in any advertising media or as evidence in the court of Law without prior written permission of the laboratory.



MAHARAJ
 AUTHORIZED SIGNATORY
 Quality Manager



ENVIRO-TECH SERVICES

An Analytical Laboratory



(A GOVERNMENT APPROVED LAB)

Plot No. 1/32, S.S. of G.T. Road Industrial Area, Ghaziabad (U.P.) - 201001

email : etslab2012@gmail.com | Website : www.etslab.in | Ph. 9911516076, 9811736063



TEST REPORT

TEST REPORT NO.: ETS/2023/04/440 DATE OF REPORT: 22.04.2023

SOIL SAMPLE ANALYSIS REPORT

Name And Address of Customer : M/s. The Prompt Enterprises Pvt Ltd , Village Dhatir & Dudhola, Tehsil & District Palwal, Haryana

Date of Sampling 15.04.2023
 Analysis Start Date 17.04.2023
 Analysis End Date 21.04.2023
 Sample ID No ETS/TP-140
 Sampling Done By ETS STAFF
 Sampling Description SOIL
 Sampling Location SQ- 7;Bharat Public School, Dudhola,(Lat.- 28°11'39.89"N;Long.- 77°16'37.86"E)
 Sampling Method ETS/STP/SOIL-01
 Sample Quantity 2.0 kg.
 Packing Condition SEALED
 Packed In ZIP POLY BAG

S. No.	Test Parameter	Unit	Result	Test Method
1	Texture		SANDY CLAY LOAM	IS 2720 (Part-4)
2	Sand	%	56.2	IS 2720 (Part-4)
3	Silt	%	18.1	IS 2720 (Part-4)
4	Clay	%	25.8	IS 2720 (Part-4)
5	Electrical Conductivity (EC)	µs/cm	24.2	IS 14767
6	pH		7.35	IS 2720 (Part-26)
7	Bulk Density	g/cm ³	1.16	IS 2386 (Part-4)
8	Water Holding Capacity (WHC)	%	19.3	IS 2720 (Part-2)
9	Sodium,(Na)	mg/kg	84.7	USEPA-3050A
10	Potassium (K)	mg/kg	154.0	USEPA-3050A
11	Total Nitrogen (N)	mg/kg	5.15	ETS/STP/SOIL-15
12	Chloride,(Cl)	mg/kg	360.2	BS 1377 -3
13	Magnesium,(Mg)	mg/kg	85.3	ETS/STP/SOIL-08
14	Organic Matter,(OM)	%	0.72	IS 2720 (Part-22)
15	Aluminium,(Al)	mg/kg	0.33	USEPA-3050A
16	Cadmium,(Cd)	mg/kg	0.45	USEPA-3050A
17	Chromium,(Cr)	mg/kg	0.32	USEPA-3050A
18	Copper,(Cu)	mg/kg	1.73	USEPA-3050A
19	Iron,(Fe)	mg/kg	143.1	USEPA-3050A
20	Lead,(Pb)	mg/kg	0.38	USEPA-3050A
21	Manganese,(Mn)	mg/kg	1.54	USEPA-3050A
22	Zinc,(Zn)	mg/kg	2.01	USEPA-3050A
23	Nickel,(Ni)	mg/kg	94.2	USEPA-3050A
24	Calcium,(Ca)	mg/kg	220.5	IS 2720 (Part-23)
25	Phosphorus (PO ₄)	mg/kg	50.2	ETS/STP/SOIL-19

*****End of Test Report*****



FOR ENVIRO-TECH SERVICES

For ENVIRO-TECH SERVICES

AUTHORIZED SIGNATORY
Quality Manager

Notes:-

1. Test reports without LAB HOLOGRAM are not issued by our laboratory.
2. The results indicated only refer to the tested samples and listed applicable parameters.
3. No complaint will be entertained if received after 7 days of issue of test report.
4. Our liability is limited to invoice value only.
5. The sample shall be destroyed after 15 days & Biological / Perishable sample shall be destroyed immediately after issue of test report.
6. This test report shall not be used in any advertising media or as evidence in the court of Law without prior written permission of the laboratory.



ETS-LAB

ENVIRO-TECH SERVICES*An Analytical Laboratory*

ISO 45001

(A GOVERNMENT APPROVED LAB)

Plot No. 1/32, S.S. of G.T. Road Industrial Area, Ghaziabad (U.P.) - 201001

email : etslab2012@gmail.com | Website : www.etslab.in | Ph.: 9911516076, 9811735063

TEST REPORT

TEST REPORT NO.: ETS/2023/04/427

DATE OF REPORT: 21.04.2023

NOISE MONITORING REPORT

Name And Address of Customer : M/s. The Prompt Enterprises Pvt Ltd , Village Dhatir & Dudhola, Tehsil & District Palwal, Haryana

Date of Monitoring : 15.04.2023
 Monitoring Start Date : 15.04.2023
 Monitoring End Date : 16.04.2023
 Duration Of Monitoring : 24 HOURS
 Sample ID No : ETS/TP-127
 Monitoring Done By : ETS STAFF
 Sampling Location : NQ- 1,Project site ,(Lat.- 28°12'9.69"N;Long.- 77°15'40.39"E)
 Sampling Method : ETS/STP/NOISE-01
 Category Of Area : INDUSTRIAL AREA

S. No.	Test Parameter	Unit	Result	Specification/ Limit (as Per CPCB): Leq dB(A)	Test Method
1	Day Time Noise Level	Leq :dB (A)	63.0	75	IS: 9989
2	Night Time Noise Level	Leq :dB (A)	54.3	70	IS: 9989

Remark: Day time is reckoned in between 06.00 A.M. and 10.00 P.M.
 Night time is reckoned in between 10.00 P.M. and 06.00 A.M.



For ENVIRO-TECH SERVICES
 AUTHORIZED SIGNATORY
 Quality Manager

Note:-

1. Test reports without ETS-LAB HOI.OGRAM are not issued by our laboratory.
2. The results in this report refer to the tested samples and listed applicable parameters.
3. No complaint will be entertained if received after 7 days of issue of test report.
4. Our liability is limited to invoice value only.
5. The sample shall be destroyed after 15 days & Biological / Perishable sample shall be destroyed immediately after issue of test report.
6. This test report shall not be used in any advertising media or as evidence in the court of Law without prior written permission of the laboratory.



ETS-LAB

ENVIRO-TECH SERVICES

An Analytical Laboratory

(A GOVERNMENT APPROVED LAB)



ISO 45001

Plot No. 1/32, S.S. of G.T. Road Industrial Area, Ghaziabad (U.P.) - 201001

email : etslab2012@gmail.com | Website : www.etslab.in | Ph. 9911516076, 9811736063

TEST REPORT

TEST REPORT NO.: ETS/2023/04/428

DATE OF REPORT: 22.04.2023

NOISE MONITORING REPORT

Name And Address of Customer : M/s, The Prompt Enterprises Pvt Ltd , Village Dhatir & Dudhola, Tehsil & District Palwal, Haryana

Date of Monitoring 15.04.2023

Monitoring Start Date 15.04.2023

Monitoring End Date 16.04.2023

Duration Of Monitoring 24 HOURS

Sample ID No ETS/TP-128

Monitoring Done By ETS STAFF

Sampling Location : NQ-2, Shri Vishwakarma Skill University, (Lat.- 28°11'55.53"N, Long. - 77°17'13.80"E)

Sampling Method : ETS/STP/NOISE-01

Category Of Area : SILENCE AREA

S. No.	Test Parameter	Unit	Result	Specification/ Limit (as Per CPCB): Leq dB(A)	Test Method
1	Day Time Noise Level	Leq :dB (A)	47.7	50	IS: 9989
2	Night Time Noise Level	Leq :dB (A)	39.0	40	IS: 9989

Remark: Day time is reckoned in between 06.00 A.M. and 10.00 P.M.
Night time is reckoned in between 10.00 P.M. and 06.00 A.M.



For ENVIRO-TECH SERVICES

MO NUMRAJ
AUTHORISED SIGNATORY

Note:-

1. Test reports and ETS LAB HOLOGRAM are not issued by our laboratory.
2. The results indicated only refer to the tested samples and listed applicable parameters.
3. No complaint will be entertained if received after 7 days of issue of test report.
4. Our liability is limited to invoice value only.
5. The sample shall be destroyed after 15 days & Biological / Perishable sample shall be destroyed immediately after issue of test report.
6. This test report shall not be used in any advertising media or as evidence in the court of Law without prior written permission of the laboratory.

ENVIRO-TECH SERVICES

An Analytical Laboratory



ISO 45001



ETS-LAB

(A GOVERNMENT APPROVED LAB)

Plot No. 1/32, S.S. of G.T. Road Industrial Area, Ghaziabad (U.P.) - 201001

email : etslab2012@gmail.com | Website : www.etslab.in | Ph. : 9911516076, 9811736063

TEST REPORT

TEST REPORT NO.: ETS/2023/04/429

DATE OF REPORT: 22.04.2023

NOISE MONITORING REPORT

Name And Address of Customer : M/s, The Prompt Enterprises Pvt Ltd , Village Dhatir & Dudhola, Tehsil & District Palwal, Haryana

Date of Monitoring : 15.04.2023
 Monitoring Start Date : 15.04.2023
 Monitoring End Date : 16.04.2023
 Duration Of Monitoring : 24 HOURS
 Sample ID No : ETS/TP-129
 Monitoring Done By : ETS STAFF
 Sampling Location : NQ-3;B M Model School Dudhola, Palwal,(Lat.- 28°12'32.17"N;Long.- 77°15'56.84"E)
 Sampling Method : ETS/STP/NOISE-01
 Category Of Area : SILENCE AREA

S. No.	Test Parameter	Unit	Result	Specification/ Limit (as Per CPCB): Leq dB(A)	Test Method
1	Day Time Noise Level	Leq :dB (A)	44.8	50	IS: 9989
2	Night Time Noise Level	Leq :dB (A)	36.1	40	IS: 9989

Remark: Day time is reckoned in between 06.00 A.M. and 10.00 P.M.
Night time is reckoned in between 10.00 P.M. and 06.00 A.M.

FOR ENVIRO-TECH SERVICES

FOR ENVIRO-TECH SERVICES

Note:

1. Test reports without ETS LAB HOLOGRAM are not issued by our laboratory.
2. The results indicated only refer to the tested samples and listed applicable parameters.
3. No complaint will be entertained if received after 7 days of issue of test report.
4. Our liability is limited to invoice value only.
5. The sample shall be destroyed after 15 days & Biological/ Perishable sample shall be destroyed immediately after issue of test report.
6. This test report shall not be used in any advertising media or as evidence in the court of Law without prior written permission of the laboratory.

CHECKED BY:

MD HUMRAJ
AUTHORIZED SIGNATORY



ENVIRO-TECH SERVICES

An Analytical Laboratory

(A GOVERNMENT APPROVED LAB)



Plot No. 1/32, S.S. of G.T. Road Industrial Area, Ghaziabad (U.P.) - 201001

email : etslab2012@gmail.com | Website : www.etslab.in | Ph.: 9911516076, 9811736063



TEST REPORT

TEST REPORT NO.: ETS/2023/04/430

DATE OF REPORT: 22.04.2023

NOISE MONITORING REPORT

Name And Address of Customer : M/s, The Prompt Enterprises Pvt Ltd , Village Dhatir & Dudhola, Tehsil & District Palwal, Haryana

Date of Monitoring : 15.04.2023
Monitoring Start Date : 15.04.2023
Monitoring End Date : 16.04.2023
Duration Of Monitoring : 24 HOURS
Sample ID No : ETS/TP-130
Monitoring Done By : ETS STAFF
Sampling Location : NQ- 4:Arogyam,(Lat. - 28°12'47.53"N,Long. - 77°14'10.71"E)

Sampling Method : ETS/STP/NOISE-01
Category Of Area : COMMERCIAL AREA

S. No.	Test Parameter	Unit	Result	Specification/ Limit (as Per CPCB): Leq dB(A)	Test Method
1	Day Time Noise Level	Leq :dB (A)	53.7	65	IS: 9989
2	Night Time Noise Level	Leq :dB (A)	45.0	55	IS: 9989

Remark: Day time is reckoned in between 06.00 A.M. and 10.00 P.M.
Night time is reckoned in between 10.00 P.M. and 06.00 A.M.



FOR ENVIRO-TECH SERVICES

For ENVIRO-TECH SERVICES

MB KUMRAJ
AUTHORIZED SIGNATORY
Quality Manager

Note:-

1. Test reports without ETS LAB HOLOGRAM are not issued by our laboratory.
2. The results indicated only refer to the tested samples and listed applicable parameters.
3. No complaint will be entertained if received after 7 days of issue of test report.
4. Our liability is limited to invoice value only.
5. The sample shall be destroyed after 35 days & Biological / Perishable sample shall be destroyed immediately after issue of test report.
6. This test report shall not be used in any advertising media or as evidence in the court of law without prior written permission of the laboratory.

ENVIRO-TECH SERVICES

An Analytical Laboratory



(A GOVERNMENT APPROVED LAB)

Plot No. 1/32, S.S. of G.T. Road Industrial Area, Ghaziabad (U.P.) - 201001

email : etslab2012@gmail.com | Website : www.etslab.in | Ph.: 9911515076, 9811736063

TEST REPORT

TEST REPORT NO.: ETS/2023/04/431

DATE OF REPORT: 22.04.2023

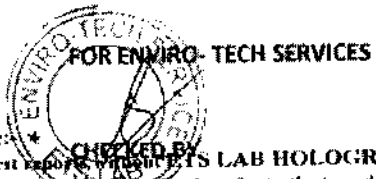
NOISE MONITORING REPORT

Name And Address of Customer : M/s, The Prompt Enterprises Pvt Ltd , Village Dhatir & Dudhola, Tehsil & District Palwal, Haryana

Date of Monitoring : 15.04.2023
 Monitoring Start Date : 15.04.2023
 Monitoring End Date : 16.04.2023
 Duration Of Monitoring : 24 HOURS
 Sample ID No : ETS/TP-131
 Monitoring Done By : ETS STAFF
 Sampling Location : NQ- 5;B P Mushroom Farm, Dhatir.(Lat. - 28°12'22.87"N;Long.- 77°14'56.03"E)
 Sampling Method : ETS/STP/NOISE-01
 Category Of Area : SILENCE AREA

S. No.	Test Parameter	Unit	Result	Specification/ Limit (as Per CPCB): Leq dB(A)	Test Method
1	Day Time Noise Level	Leq :dB (A)	42.7	50	IS: 9989
2	Night Time Noise Level	Leq :dB (A)	34.0	40	IS: 9989

Remark: Day time is reckoned in between 06.00 A.M. and 10.00 P.M.
Night time is reckoned in between 10.00 P.M. and 06.00 A.M.



For ENVIRO-TECH SERVICES

MD HUMRAI
AUTHORIZED SIGNATORY
Quality Manager

- Note: *
1. Test reports without ETS LAB HOLOGRAM are not issued by our laboratory.
 2. The results indicated only refer to the tested samples and listed applicable parameters.
 3. No complaint will be entertained if received after 7 days of issue of test report.
 4. Our liability is limited to invoice value only.
 5. The sample shall be destroyed after 15 days & Biological / Perishable sample shall be destroyed immediately after issue of test report.
 6. This test report shall not be used in any advertising media or as evidence in the court of Law without prior written permission of the laboratory.



ENVIRO-TECH SERVICES

An Analytical Laboratory

(A GOVERNMENT APPROVED LAB)



Plot No. 1/32, S.S. of G.T. Road Industrial Area, Ghaziabad (U.P.) - 201001

email : etslab2012@gmail.com | Website : www.etslab.in | Ph.: 9911516076, 9811736063

TEST REPORT

TEST REPORT NO.: ETS/2023/04/432

DATE OF REPORT: 22.04.2023

NOISE MONITORING REPORT

Name And Address of Customer : M/s. The Prompt Enterprises Pvt Ltd , Village Dhatir & Dudhola, Tehsil & District Palwal, Haryana

Date of Monitoring : 15.04.2023
 Monitoring Start Date : 15.04.2023
 Monitoring End Date : 16.04.2023
 Duration Of Monitoring : 24 HOURS
 Sample ID No : ETS/TP-132
 Monitoring Done By : ETS STAFF
 Sampling Location : NQ-6;MS Hospital Dhatir,(Lat - 28°11'22.59"N;Long - 77°14'43.21"E)
 Sampling Method : ETS/STP/NOISE-01
 Category Of Area : SILENCE AREA

S. No.	Test Parameter	Unit	Result	Specification/ Limit (as Per CPCB): Leq dB(A)	Test Method
1	Day Time Noise Level	Leq .dB (A)	47.6	50	IS: 9989
2	Night Time Noise Level	Leq .dB (A)	38.8	40	IS: 9989

Remark: Day time is reckoned in between 06.00 A.M. and 10.00 P.M.
Night time is reckoned in between 10.00 P.M. and 06.00 A.M.



For ENVIRO-TECH SERVICES
AUTHORIZED SIGNATORY
Quality Manager

Note:-

1. Test reports and LAB HOLOGRAM are not issued by our laboratory.
2. The results indicated only refer to the tested samples and listed applicable parameters.
3. No complaint will be entertained if received after 7 days of issue of test report.
4. Our liability is limited to invoice value only.
5. The sample shall be destroyed after 15 days & Biological / Perishable sample shall be destroyed immediately after issue of test report.
6. This test report shall not be used in any advertising media or as evidence in the court of Law without prior written permission of the laboratory.

ENVIRO-TECH SERVICES

An Analytical Laboratory



(A GOVERNMENT APPROVED LAB)

Plot No. 1/32, S.S. of G.T. Road Industrial Area, Ghaziabad (U.P.) - 201001

email : etslab2012@gmail.com | Website : www.etslab.in | Ph: 9911516076, 9811736063

TEST REPORT

TEST REPORT NO.: ETS/2023/04/433

DATE OF REPORT: 22.04.2023

NOISE MONITORING REPORT

Name And Address of Customer : M/s, The Prompt Enterprises Pvt Ltd , Village Dhatir & Dudhola, Tehsil & District Palwal, Haryana

Date of Monitoring : 15.04.2023
 Monitoring Start Date : 15.04.2023
 Monitoring End Date : 16.04.2023
 Duration Of Monitoring : 24 HOURS
 Sample ID No : ETS/TP-133
 Monitoring Done By : ETS STAFF
 Sampling Location : NQ-7, Bharat Public School, Dudhola. (Lat. - 28°11'39.89"N; Long. - 77°16'37.86"E)
 Sampling Method : ETS/STP/NOISE-01
 Category Of Area : SILENCE AREA

S. No.	Test Parameter	Unit	Result	Specification/ Limit (as Per CPCB): Leq dB(A)	Test Method
1	Day Time Noise Level	Leq :dB (A)	46.6	50	IS: 9989
2	Night Time Noise Level	Leq :dB (A)	37.8	40	IS: 9989

Remark: Day time is reckoned in between 06.00 A.M. and 10.00 P.M.
 Night time is reckoned in between 10.00 P.M. and 06.00 A.M.



For ENVIRO-TECH SERVICES
 AUTHORIZED SIGNATORY
 Quality Manager

Note:-

1. Test reports and ETS LAB HOLOGRAM are not issued by our laboratory.
2. The results indicated only refer to the tested samples and listed applicable parameters.
3. No complaint will be entertained if received after 7 days of issue of test report.
4. Our liability is limited to invoice value only.
5. The sample shall be destroyed after 15 days & Biological / Perishable sample shall be destroyed immediately after issue of test report.
6. This test report shall not be used in any advertising media or as evidence in the court of Law without prior written permission of the laboratory.

ENVIRO-TECH SERVICES

An Analytical Laboratory



(A GOVERNMENT APPROVED LAB)

Plot No. 1/32, S.S. of G.T. Road Industrial Area, Ghaziabad (U.P.) - 201001

email : etslabr2012@gmail.com | Website : www.etslab.in | Ph. 9911516076, 9811738063

TEST REPORT

TEST REPORT NO.: ETS/2023/05/950-33

DATE OF REPORT: 31.05.2023

WATER SAMPLE ANALYSIS REPORT

Name And Address of Customer : M/s, The Prompt Enterprises Pvt Ltd , Village Dhatir & Dudhola, Tehsil & District Palwal, Haryana

Date of Sampling 15.05.2023
 Analysis Start Date 18.05.2023
 Analysis End Date 22.05.2023
 Sample ID No ETS/TP-0217
 Sampling Done By ETS STAFF
 Sampling Description SURFACE WATER
 Sampling Location SW-1: Baba Saidpur wale Temple Pond, (Lat. - 28°13'18.10"N; Long - 77°14'12.08"E)
 Sampling Method ETS/STP/WATER-02
 Sample Quantity 2.0 + 0.5 Ltr
 Packing Condition SEALED
 Packed In P.V.C. AND GLASS BOTTLE

S. No.	Test Parameter	Unit	Result	Test Method
1	Temperature	°C	26.2	APHA 2550-B
2	Colour	Hazen	6.23	APHA 2120-B
3	Odour		Odourless	APHA 2150-B
4	pH		7.23	APHA 4500-H+
5	Total Dissolved Solids (TDS)	mg/L	592.9	APHA 2540-C
6	Biological Oxygen Demand (BOD _{3d@20°C})	mg/L	8.9	IS: 3025 (Part-44)
7	Chemical Oxygen Demand (COD)	mg/L	75.9	APHA 5220-B
8	Calcium (Ca)	mg/L	57.8	APHA 3500 (Ca)-B
9	Turbidity	NTU	6.23	APHA 2130-B
10	Total Hardness (CaCO ₃)	mg/L	216.9	APHA 2340-C
11	Dissolved Oxygen (DO)	mg/L	6.00	APHA 4500 (O)-C
12	Anionic Detergent (MBAS)	mg/L	< 0.01	APHA 5540-C
13	Magnesium (Mg)	mg/L	17.4	APHA 3500 (Mg)-B
14	Chloride (Cl)	mg/L	57.8	APHA 4500 (Cl)-B
15	Conductivity	µs/cm	998.3	APHA 2510-B
16	Nitrate (NO ₃)	mg/L	3.29	APHA 4500 (NO ₃)-B
17	Sulphate (SO ₄)	mg/L	83.1	APHA 4500 (SO ₄)-E
18	Potassium (K)	mg/L	12.1	APHA-3120B
19	Fluoride (F)	mg/L	0.24	APHA 4500 (F)-D
20	Chromium (Cr+6)	mg/L	< 0.01	APHA 3500 (Cr)-B
21	Cyanide (CN)	mg/L	N.D	APHA 4500 (CN)-D
22	Cadmium (Cd)	mg/L	< 0.01	APHA 3120B
23	Sodium (Na)	mg/L	81.0	APHA-3120B
24	Copper (Cu)	mg/L	< 0.01	APHA 3120B
25	Iron (Fe)	mg/L	0.18	APHA-3120B
26	Boron (B)	mg/L	< 0.01	APHA 4500 (B)-C
27	Zinc (Zn)	mg/L	< 0.01	APHA-3120B
28	Manganese (Mn)	mg/L	< 0.01	APHA-3120B
29	Phenolic Compound (CBH5OH)	mg/L	< 0.001	APHA 5530-C
30	Mineral Oil	mg/L	< 0.5	IS 3025 (Part-39)
31	Total Coliform Count	MPN/100ml	> 1600	IS 1622
32	Faecal Coliform (FC)	MPN/100mL	> 1600	IS 1622

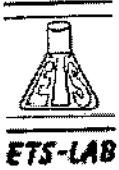
FOR ENVIRO-TECH SERVICES

For ENVIRO-TECH SERVICES
 *****End of Test Report*****

MLA SINGHA
 AUTHORIZED SIGNATORY
 Quality Manager

Note: CHECKED BY

1. Test reports without ETS LAB HOLOGRAM are not issued by our laboratory.
2. The results indicated only refer to the tested samples and listed applicable parameters.
3. No complaint will be entertained if received after 7 days of issue of test report.
4. Our liability is limited to invoice value only.
5. The sample shall be destroyed after 15 days & Biological / Perishable sample shall be destroyed immediately after issue of test report.
6. This test report shall not be used in any advertising media or as evidence in the court of Law without prior written permission of the laboratory.



ENVIRO-TECH SERVICES

An Analytical Laboratory



(A GOVERNMENT APPROVED LAB)

Plot No. 1/32, S.S. of G.T. Road Industrial Area, Ghaziabad (U.P.) - 201001

email : etslab2012@gmail.com | Website: www.etslab.in | Ph: 9911516076, 9811736063

TEST REPORT

TEST REPORT NO.: ETS/2023/05/950-34

DATE OF REPORT: 31.05.2023

WATER SAMPLE ANALYSIS REPORT

Name And Address of Customer : M/s, The Prompt Enterprises Pvt Ltd, Village Dhatir & Dudhola, Tehsil & District Patwal, Haryana

Date of Sampling : 15.05.2023
 Analysis Start Date : 18.05.2023
 Analysis End Date : 22.05.2023
 Sample ID No : ETS/TP-0218
 Sampling Done By : ETS STAFF
 Sampling Description : SURFACE WATER
 Sampling Location : SW-2,Dhatir Pond,(Lat. - 28°11'38.34"N Long. - 77°14'49.95"E)

Sampling Method : ETS/STP/WATER-02
 Sample Quantity : 2.0 + 0.5 Ltr
 Packing Condition : SEALED
 Packed In : P.V.C. AND GLASS BOTTLE

S. No.	Test Parameter	Unit	Result	Test Method
1	Temperature	o C	28.3	APHA 2650-B
2	Colour	Hazen	7.23	APHA 2120-B
3	Odour	...	Odourless	APHA 2150-B
4	pH		7.27	APHA 4500-H+
5	Total Dissolved Solids,(TDS)	mg/L	621.6	APHA 2540-C
6	Biological Oxygen Demand(BOD _{3@27°C})	mg/L	11.1	IS: 3025 (Part-44)
7	Chemical Oxygen Demand,(COD)	mg/L	90.9	APHA 5220-B
8	Calcium,(Ca)	mg/L	62.5	APHA 3500 (Ca)-B
9	Turbidity	NTU	7.23	APHA 2130-B
10	Total Hardness (CaCO ₃)	mg/L	227.7	APHA 2340-C
11	Dissolved Oxygen(DO)	mg/L	6.48	APHA 4500 (O)-C
12	Anionic Detergent,(MBAS)	mg/L	< 0.01	APHA 5540-C
13	Magnesium,(Mg)	mg/L	20.8	APHA 3500 (Mg)-B
14	Chloride,(Cl)	mg/L	62.5	APHA 4500 (Cl)-B
15	Conductivity	µs/cm	927.7	APHA 2510-B
16	Nitrate,(NO ₃)	mg/L	3.55	APHA 4500 (NO ₃)-B
17	Sulphate,(SO ₄)	mg/L	89.8	APHA 4500 (SO ₄)-E
18	Potassium,(K)	mg/L	13.7	APHA 3120B
19	Fluoride,(F)	mg/L	0.22	APHA 4500 (F)-D
20	Chromium,(Cr+6)	mg/L	< 0.01	APHA 3500 (Cr)-B
21	Cyanide,(CN)	mg/L	N.D	APHA 4500 (CN)-D
22	Cadmium,(Cd)	mg/L	< 0.01	APHA 3120B
23	Sodium,(Na)	mg/L	90.9	APHA-3120B
24	Copper,(Cu)	mg/L	< 0.01	APHA 3120B
25	Iron,(Fe)	mg/L	0.15	APHA-3120B
26	Boron,(B)	mg/L	< 0.01	APHA 4500 (B)-C
27	Zinc,(Zn)	mg/L	< 0.01	APHA-3120B
28	Manganese,(Mn)	mg/L	< 0.01	APHA-3120B
29	Phenolic Compound,(C ₆ H ₅ OH)	mg/L	< 0.001	APHA 5530-C
30	Mineral Oil	mg/L	< 0.5	IS 3025 (Part-39)
31	Total Coliform Count	MPN/100mL	> 1600	IS 1622
32	Fecal Coliform (FC)	MPN/100mL	> 1600	IS 1622

FOR ENVIRO-TECH SERVICES

For ENVIRO-TECH SERVICES
 *****End of Test Report*****

Notes:

CHECKED BY

1. Test reports without ETS LAB HOLOGRAM are not issued by our laboratory.
2. The results indicated only refer to the tested samples and listed applicable parameters.
3. No complaint will be entertained if received after 7 days of issue of test report.
4. Our liability is limited to invoice value only.
5. The sample shall be destroyed after 15 days & Biological / Perishable sample shall be destroyed immediately after issue of test report.
6. This test report shall not be used in any advertising media or as evidence in the court of Law without prior written permission of the laboratory.

AUTHORIZED SIGNATORY
 Quality Manager



ENVIRO-TECH SERVICES

An Analytical Laboratory



(A GOVERNMENT APPROVED LAB)

Plot No. 1/32, S.S. of G.T. Road Industrial Area, Ghaziabad (U.P.) - 201001

email : etstab2012@gmail.com | Website : www.etslab.in | Ph.: 9911516076, 9811736063

TEST REPORT

TEST REPORT NO.: ETS/2023/05/950-35

DATE OF REPORT: 31.05.2023

WATER SAMPLE ANALYSIS REPORT

Name And Address of Customer : M/s, The Prompt Enterprises Pvt Ltd, Village Dhatir & Dudhola, Tehsil & District Palwal, Haryana

Date of Sampling : 15.05.2023
 Analysis Start Date : 18.05.2023
 Analysis End Date : 22.05.2023
 Sample ID No : ETS/TP-0219
 Sampling Done By : ETS STAFF
 Sampling Description : SURFACE WATER
 Sampling Location : SW-3;Dudhola Pond,(Lat. - 28°12'29.15"N,Long. - 77°15'59.05"E)

Sampling Method : ETS/STP/WATER-02
 Sample Quantity : 2.0 + 0.5 Ltr
 Packing Condition : SEALED
 Packed In : P.V.C. AND GLASS BOTTLE

S. No.	Test Parameter	Unit	Result	Test Method
1	Temperature	°C	26.5	APHA 2650-B
2	Colour	Hazen	6.23	APHA 2120-B
3	Odour	..	Odourless	APHA 2150-B
4	pH	..	7.32	APHA 4500-H
5	Total Dissolved Solids,(TDS)	mg/L	647.8	APHA 2540-C
6	Biological Oxygen Demand(BOD3@27°C)	mg/L	7.4	IS 3025 (Part-4)
7	Chemical Oxygen Demand,(COD)	mg/L	84.2	APHA 5220-B
8	Calcium,(Ca)	mg/L	50.9	APHA 3500,(Ca)-B
9	Turbidity	NTU	5.23	APHA 2130-B
10	Total Hardness,(CaCO3)	mg/L	199.5	APHA 2340-C
11	Dissolved Oxygen(DO)	mg/l	5.28	APHA 4500 (O)-C
12	Anionic Detergent,(MBAS)	mg/L	< 0.01	APHA 5540-C
13	Magnesium,(Mg)	mg/L	17.35	APHA 3500,(Mg)-B
14	Chloride,(Cl)	mg/L	50.9	APHA 4500,(Cl)-B
15	Conductivity	µs/cm	981.5	APHA 2510-B
16	Nitrate,(NO3)	mg/L	2.89	APHA 4500 (NO3)-B
17	Sulphate,(SO4)	mg/L	73.2	APHA 4500,(SO4)-E
18	Potassium,(K)	mg/L	14.5	APHA-3120B
19	Fluoride,(F)	mg/L	0.24	APHA 4500 (F)-D
20	Chromium,(Cr+6)	mg/L	< 0.01	APHA 3500 (Cr)-B
21	Cyanide,(CN)	mg/L	N.D	APHA 4500 (CN)-D
22	Cadmium,(Cd)	mg/L	< 0.01	APHA 3120B
23	Sodium,(Na)	mg/L	87.1	APHA-3120B
24	Copper,(Cu)	mg/L	< 0.01	APHA 3120B
25	Iron,(Fe)	mg/L	0.21	APHA-3120B
26	Boron,(B)	mg/L	< 0.01	APHA 4500 (B)-C
27	Zinc,(Zn)	mg/L	< 0.01	APHA-3120B
28	Manganese,(Mn)	mg/L	< 0.01	APHA-3120B
29	Phenolic Compound,(C6H5OH)	mg/L	< 0.001	APHA 5530-C
30	Mineral Oil	mg/L	< 0.001	APHA 5530-C
31	Total Coliform Count	MPN/100mL	> 1600	IS 3025 (Part-39)
32	Fecal Coliform (FC)	MPN/100mL	> 1600	IS 1622

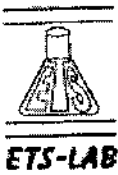
FOR ENVIRO-TECH SERVICES

For ENVIRO-TECH SERVICES
 *****End of Test Report*****

AUTHORIZED SIGNATORY
 Quality Manager

Note:- CHECKED BY

1. Test reports without ETS LAB HOLOGRAM are not issued by our laboratory.
2. The results indicated only refer to the tested samples and listed applicable parameters.
3. No complaint will be entertained if received after 7 days of issue of test report.
4. Our liability is limited to invoice value only.
5. The sample shall be destroyed after 15 days & Biological / Perishable sample shall be destroyed immediately after issue of test report.
6. This test report shall not be used in any advertising media or as evidence in the court of Law without prior written permission of the laboratory.



ENVIRO-TECH SERVICES

An Analytical Laboratory



(A GOVERNMENT APPROVED LAB)

Plot No. 1/32, S.S. of G.T. Road Industrial Area, Ghaziabad (U.P.) - 201001

email : etslab2012@gmail.com | Website : www.etslab.in | Ph.: 9911516076, 9811736063



TEST REPORT

TEST REPORT NO.: ETS/2023/05/950-36

DATE OF REPORT: 31.05.2023

WATER SAMPLE ANALYSIS REPORT

Name And Address of Customer : M/s. The Prompt Enterprises Pvt Ltd, Village Dhalir & Dudhola, Tehsil & District Patwal, Haryana

Date of Sampling : 15.05.2023
 Analysis Start Date : 18.05.2023
 Analysis End Date : 22.05.2023
 Sample ID No : ETS/TP-0220
 Sampling Done By : ETS STAFF
 Sampling Description : SURFACE WATER
 Sampling Location : SW-4-Pokhar wala Madir Pond, (Lat. - 28°12'18.94"N; Long. - 77°13'37.63"E)
 Sampling Method : ETS/STP/WATER-02
 Sample Quantity : 2.0 + 0.5 Ltr
 Packing Condition : SEALED
 Packed In : P.V.C. AND GLASS BOTTLE

S. No.	Test Parameter	Unit	Result	Test Method
1	Temperature	°C	26.2	APHA 2550-B
2	Colour	Hazen	7.23	APHA 2120-B
3	Odour	Colourless		APHA 2150-B
4	pH		7.25	APHA 4500-H+
5	Total Dissolved Solids, (TDS)	mg/L	583.6	APHA 2540-C
6	Biological Oxygen Demand (BOD _{5@27°C})	mg/L	12.5	IS: 3025 (Part-44)
7	Chemical Oxygen Demand, (COD)	mg/L	97.9	APHA 5220-B
8	Calcium, (Ca)	mg/L	54.9	APHA 3500-(Ca)-B
9	Turbidity	NTU	7.23	APHA 2130-B
10	Total Hardness, (CaCO ₃)	mg/L	208.2	APHA 2340-C
11	Dissolved Oxygen (DO)	mg/L	4.50	APHA 4500-(O)-C
12	Anionic Detergent, (MBAS)	mg/L	< 0.01	APHA 5540-C
13	Magnesium, (Mg)	mg/L	39.0	APHA 3500-(Mg)-B
14	Chloride, (Cl)	mg/L	54.9	APHA 4500-(Cl)-B
15	Conductivity	µs/cm	671.1	APHA 2510-B
16	Nitrate, (NO ₃)	mg/L	3.12	APHA 4500-(NO ₃)-B
17	Sulphate, (SO ₄)	mg/L	79.0	APHA 4500-(SO ₄)-E
18	Potassium, (K)	mg/L	11.6	APIA-3120B
19	Fluoride, (F)	mg/L	0.29	APHA 4500-(F)-D
20	Chromium, (Cr+6)	mg/L	< 0.01	APHA 3500-(Cr)-B
21	Cyanide, (CN)	mg/L	N.D.	APHA 4500-(CN)-D
22	Cadmium, (Cd)	mg/L	< 0.01	APHA 3120B
23	Sodium, (Na)	mg/L	95.7	APHA 3120B
24	Copper, (Cu)	mg/L	< 0.01	APHA 3120B
25	Iron, (Fe)	mg/L	0.25	APHA-3120B
26	Boron, (B)	mg/L	< 0.01	APHA 4500-(B)-C
27	Zinc, (Zn)	mg/L	< 0.01	APHA-3120B
28	Manganese, (Mn)	mg/L	< 0.01	APHA-3120B
29	Phenolic Compound, (C ₆ H ₅ OH)	mg/L	< 0.001	APHA 5530-C
30	Mineral Oil	mg/L	< 0.5	IS 3025 (Part-39)
31	Total Coliform Count	MPN/100mL	> 1500	IS 1622
32	Fecal Coliform (FC)	MPN/100mL	> 1600	IS 1622

FOR ENVIRO-TECH SERVICES

For ENVIRO-TECH SERVICES
 *****End of Test Report*****

AUTHORIZED SIGNATORY
 Quality Manager

Note: CHECKED BY

1. Test reports without ETS LAB HOLOGRAM are not issued by our laboratory.
2. The results indicated only refer to the tested samples and listed applicable parameters.
3. No complaint will be entertained if received after 7 days of issue of test report.
4. Our liability is limited to invoice value only.
5. The sample shall be destroyed after 15 days & Biological / Perishable sample shall be destroyed immediately after issue of test report.
6. This test report shall not be used in any advertising media or as evidence in the court of Law without prior written permission of the laboratory.



ENVIRO-TECH SERVICES

An Analytical Laboratory



(A GOVERNMENT APPROVED LAB)

Plot No. 1/32, S.S. of G.T. Road Industrial Area, Ghaziabad (U.P.) - 201001

email : etslab2012@gmail.com | Website : www.etslab.in | Ph.: 9811516076, 9811736063

TEST REPORT

TEST REPORT NO.: ETS/2023/05/950-37

DATE OF REPORT: 31.05.2023

WATER SAMPLE ANALYSIS REPORT

Name And Address of Customer M/s. The Prompt Enterprises Pvt Ltd, Village Dhatir & Dudhola, Tehsil & District Patwal, Haryana

Date of Sampling 15.05.2023
 Analysis Start Date 18.05.2023
 Analysis End Date 22.05.2023
 Sample ID No ETS/TP-0221
 Sampling Done By ETS STAFF
 Sampling Description SURFACE WATER
 Sampling Location SW-5.Nallah-upstream ,(Lat.- 28°12'23.76"N;Long - 77°15'31.68"E)

Sampling Method ETS/STP/WATER-02
 Sample Quantity 2.0 + 0.5 Ltr
 Packing Condition SEALED
 Packed In P.V.C. AND GLASS BOTTLE

S. No.	Test Parameter	Unit	Result	Test Method
1	Temperature	°C	26.4	APHA 2550-B
2	Colour	Hazen	5.23	APHA 2120-B
3	Odour	Odourless		APHA 2150-B
4	pH		7.29	APHA 4500-H*
5	Total Dissolved Solids.(TDS)	mg/L	984.9	APHA 2540-C
6	Biological Oxygen Demand(BOD3d27°C)	mg/L	45.4	IS 3025 (Part-44)
7	Chemical Oxygen Demand.(COD)	mg/L	134.9	APHA 5220-B
8	Calcium.(Ca)	mg/L	109.3	APHA 3500 (Ca)-B
9	Turbidity	NTU	7.23	APHA 2130-B
10	Total Hardness.(CaCO3)	mg/L	338.4	APHA 2340-C
11	Dissolved Oxygen(DO)	mg/L	7.92	APHA 4500 (O)-C
12	Anionic Detergent.(MBAS)	mg/L	< 0.01	APHA 5540-C
13	Magnesium.(Mg)	mg/L	57.9	APHA 3500 (Mg)-B
14	Chloride.(Cl)	mg/L	71.7	APHA 4500 (Cl)-B
15	Conductivity	µs/cm	1515.2	APHA 2510-B
16	Nitrate.(NO3)	mg/L	3.75	APHA 4500.(NO3)-B
17	Sulphate.(SO4)	mg/L	136.4	APHA 4500.(SO4)-E
18	Potassium.(K)	mg/L	15.89	APHA-3120B
19	Fluoride.(F)	mg/L	0.28	APHA 4500.(F)-D
20	Chromium.(Cr+6)	mg/L	< 0.01	APHA 3500.(Cr)-B
21	Cyanide.(CN)	mg/L	N.D.	APHA 4500 (CN)-D
22	Cadmium.(Cd)	mg/L	< 0.01	APHA 3120B
23	Sodium.(Na)	mg/L	132.7	APHA-3120B
24	Copper.(Cu)	mg/L	< 0.01	APHA 3120B
25	Iron.(Fe)	mg/L	0.49	APHA-3120B
26	Boron (B)	mg/L	< 0.01	APHA 4500.(B)-C
27	Zinc.(Zn)	mg/L	< 0.01	APHA-3120B
28	Manganese.(Mn)	mg/L	< 0.01	APHA-3120B
29	Phenolic Compound.(C6H5OH)	mg/L	< 0.001	APHA 5530-C
30	Mineral Oil	mg/L	< 0.001	APHA 5530-C
31	Total Coliform Count	MPN/100mL	< 0.5	IS 3025 (Part-39)
32	Fecal Coliform (FC)	MPN/100mL	> 1600	IS 1622

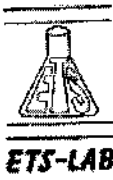
FOR ENVIRO-TECH SERVICES

For ENVIRO-TECH SERVICES
 *****End of Test Report*****

Note: CHECKED BY

1. Test reports without ETS LAB HOLOGRAM are not issued by our laboratory.
2. The results indicated only refer to the tested samples and listed applicable parameters.
3. No complaint will be entertained if received after 7 days of issue of test report.
4. Our liability is limited to invoice value only.
5. The sample shall be destroyed after 15 days & Biological / Perishable sample shall be destroyed immediately after issue of test report.
6. This test report shall not be used in any advertising media or as evidence in the court of Law without prior written permission of the laboratory.

AUTHORIZED SIGNATORY
 Quality Manager



ENVIRO-TECH SERVICES

An Analytical Laboratory



(A GOVERNMENT APPROVED LAB)

Plot No. 1/32, S.S. of G.T. Road Industrial Area, Ghaziabad (U.P.) - 201001

email : etslab2012@gmail.com | Website : www.etslab.in | Ph : 9911516076, 9811736063

TEST REPORT

TEST REPORT NO.: ETS/2023/05/950-38

DATE OF REPORT: 31.05.2023

WATER SAMPLE ANALYSIS REPORT

Name And Address of Customer : M/s, The Prompt Enterprises Pvt Ltd , Village Dhair & Dughola, Tehsil & District Palwal, Haryana

Date of Sampling 15.05.2023
 Analysis Start Date 18.05.2023
 Analysis End Date 22.05.2023
 Sample ID No ETS/TP-0222
 Sampling Done By ETS STAFF
 Sampling Description SURFACE WATER
 Sampling Location SW-6, Nallah-down stream ,(Lat. - 28°12'2.34"N; Long. - 77°15'38.96"E)

Sampling Method ETS/STP/WATER-02
 Sample Quantity 2.0 + 0.5 Ltr
 Packing Condition SEALED
 Packed In P.V.C. AND GLASS BOTTLE

S. No.	Test Parameter	Unit	Result	Test Method
1	Temperature	°C	26.5	APHA 2550-B
2	Colour	Hazen	7.23	APHA 2120-B
3	Odour		Odourless	APHA 2150-B
4	pH		7.32	APHA 4500-H+
5	Total Dissolved Solids, (TDS)	mg/L	1050.4	APHA 2540-C
6	Biological Oxygen Demand(BOD _{5@270C})	mg/L	51.6	IS: 3025 (Part-44)
7	Chemical Oxygen Demand,(COD)	mg/L	208.6	APHA 5220-B
8	Calcium,(Ca)	mg/L	111.1	APHA 3500 (Ca)-B
9	Turbidity	NTU	8.23	APHA 2130-B
10	Total Hardness,(CaCO ₃)	mg/L	342.7	APHA 2340-C
11	Dissolved Oxygen(DO)	mg/L	9.48	APHA 4500 (O)-C
12	Anionic Detergent, (MBAS)	mg/L	< 0.01	APHA 5540-C
13	Magnesium,(Mg)	mg/L	61.8	APIA 3500 (Mg)-B
14	Chloride,(Cl)	mg/L	76.9	APIA 4500 (Cl)-B
15	Conductivity	µscm	1916.0	APHA 2510-B
16	Nitrate,(NO ₃)	mg/L	4.04	APHA 4500 (NO ₃)-B
17	Sulphate,(SO ₄)	mg/L	152.2	APHA 4500 (SO ₄)-E
18	Potassium,(K)	mg/L	21.6	APHA 3120B
19	Fluoride,(F)	mg/L	0.39	APHA 4500 (F)-D
20	Chromium,(Cr+6)	mg/L	< 0.01	APHA 3500 (Cr)-B
21	Cyanide,(CN)	mg/L	N.D.	APHA 4500 (CN)-D
22	Cadmium,(Cd)	mg/L	< 0.01	APHA 3120B
23	Sodium,(Na)	mg/L	145.7	APHA 3120B
24	Copper,(Cu)	mg/L	< 0.01	APHA 3120B
25	Iron,(Fe)	mg/L	0.67	APHA-3120B
26	Boron,(B)	mg/L	< 0.01	APHA 4500 (B)-C
27	Zinc,(Zn)	mg/L	< 0.01	APHA-3120B
28	Manganese,(Mn)	mg/L	< 0.01	APHA-3120B
29	Phenolic Compound,(C ₆ H ₅ OH)	mg/L	< 0.001	APHA 5530-C
30	Mineral Oil	mg/L	< 0.5	IS 3025 (Part-39)
31	Total Coliform Count	MPN/100mL	> 1500	IS 1522
32	Fecal Coliform (FC)	MPN/100mL	> 1500	IS 1522

FOR ENVIRO-TECH SERVICES

For ENVIRO-TECH SERVICES
 *****End of Test Report*****

AUTHORIZED SIGNATORY
 Quality Manager

Note: CHECKED BY

1. Test reports without ETS LAB HOLOGRAM are not issued by our laboratory.
2. The results indicated only refer to the tested samples and listed applicable parameters.
3. No complaint will be entertained if received after 7 days of issue of test report.
4. Our liability is limited to invoice value only.
5. The sample shall be destroyed after 15 days & Biological / Perishable sample shall be destroyed immediately after issue of test report.
6. This test report shall not be used in any advertising media or as evidence in the court of Law without prior written permission of the laboratory.



ENVIRO-TECH SERVICES

An Analytical Laboratory



(A GOVERNMENT APPROVED LAB)

Plot No. 1/32, S.S. of G.T. Road Industrial Area, Ghaziabad (U.P.) - 201001

email : etslab2012@gmail.com | Website : www.etslab.in | Ph.: 9911516076, 9811736063

TEST REPORT

TEST REPORT NO.: ETS/2023/05/950-25

DATE OF REPORT: 31.05.2023

WATER SAMPLE ANALYSIS REPORT

Name And Address of Customer : M/s. The Prompt Enterprises Pvt Ltd , Village Dhatir & Dudhola, Tehsil & District Palwal, Haryana

Date of Sampling 15.05.2023
 Analysis Start Date 18.05.2023
 Analysis End Date 22.05.2023
 Sample ID No ETS/TP-0209
 Sampling Done By ETS STAFF
 Sampling Description GROUND WATER
 Sampling Location GW- 1:Project Site (Lat. - 28°12'9.69"N;Long. - 77°15'40.39"E)
 Sampling Method ETS/STP/WATER-02
 Sample Quantity 2.0 + 0.5 Ltr
 Packing Condition SEALED
 Packed In P.V.C. AND GLASS BOTTLE

S. No.	Test Parameter	Unit	Result	Specification/Limit (As per IS:10500: 2012)		Test Method
				Desirable	Permissible	
1	Temperature	°C	26.0	Not Specified	Not Specified	APHA 2550-B
2	Colour	Hazen	<5.0	5	15	APHA 2120-B
3	Odour	Qualitative	Agreeable	Agreeable	Agreeable	APHA 2150-B
4	Taste	Qualitative	Agreeable	Agreeable	Agreeable	APHA 2160-C
5	pH		7.35	6.5 - 8.5	No relaxation	APHA 4500-H+
6	Turbidity	NTU	<1.0	1	5	APHA 2130-B
7	Total Dissolved Solids (TDS)	mg/L	484.3	500	2000	APHA 2540-C
8	Fluoride (F)	mg/L	0.16	1	1.5	APHA 4500 (F-) D
9	Total Alkalinity (CaCO3)	mg/L	163.8	200	600	APHA 2320-B
10	Total Hardness (CaCO3)	mg/L	117.6	200	600	APHA 2340-C
11	Calcium (Ca)	mg/L	40.9	75	200	APHA 3500 (Ca) B
12	Chloride (Cl)	mg/L	75.0	250	1000	APHA 4500 (Cl-) B
13	Magnesium (Mg)	mg/L	3.66	30	100	APHA 3500 (Mg) B
14	Nitrate (NO3)	mg/L	1.27	45	No relaxation	APHA 4500 (NO3-) B
15	Sulphate (SO4)	mg/L	52.3	200	400	APHA 4500 (SO4) E
16	Boron (B)	mg/L	<0.01	0.5	1	APHA 4500 (B) C
17	Aluminium (Al)	mg/L	<0.01	0.03	0.2	APHA-3120B
18	Arsenic (As)	mg/L	<0.01	0.01	No relaxation	APHA 3120B
19	Cadmium (Cd)	mg/L	<0.001	0.003	No relaxation	APHA 3120B
20	Chromium (Cr)	mg/L	<0.01	0.05	No relaxation	APHA-3120R
21	Copper (Cu)	mg/L	<0.01	0.05	1.5	APHA 3120B
22	Iron (Fe)	mg/L	<0.05	1	No relaxation	APHA-3120H
23	Lead (Pb)	mg/L	<0.01	0.01	No relaxation	APHA-3120B
24	Manganese (Mn)	mg/L	<0.01	0.1	0.3	APHA-3120B
25	Mercury (Hg)	mg/L	<0.001	0.001	No relaxation	APHA-3114C
26	Selenium (Se)	mg/L	<0.01	0.01	No relaxation	APHA-3120B
27	Zinc (Zn)	mg/L	<0.01	5	15	APHA-3120B
28	Anionic Detergent (MBAS)	mg/L	<0.01	0.2	1	APHA 5540-C
29	Free Chlorine	mg/L	<0.5	0.5	No relaxation	IS 3025 (Part 3b)
30	Phenolic Compound (C6H5OH)	mg/L	<0.001	0.001	0.002	APHA 5530-C
31	Conductivity	µS/cm	634.7	Not Specified	Not Specified	APHA 2510-B
32	Total Coliform Count	per 100mL	Absent	Shall not be detectable	Shall not be detectable	IS 15185
33	Escherichia coli	per 100mL	Absent	Shall not be detectable	Shall not be detectable	IS 15185

FOR ENVIRO-TECH SERVICES

End of Test Report
 For ENVIRO-TECH SERVICES

- Note:
1. Test reports without ETS LAB HOLOGRAM are not issued by our laboratory.
 2. The results indicated only refer to the tested samples and listed applicable parameters.
 3. No complaint will be entertained if received after 7 days of issue of test report.
 4. Our liability is limited to invoice value only.
 5. The sample shall be destroyed after 15 days & Biological / Perishable sample shall be destroyed immediately after issue of test report.
 6. This test report shall not be used in any advertising media or as evidence in the court of Law without prior written permission of the laboratory.

AUTHORIZED SIGNATORY
 Quality Manager



ENVIRO-TECH SERVICES

An Analytical Laboratory



(A GOVERNMENT APPROVED LAB)

Plot No. 1/32, S.S. of G.T. Road Industrial Area, Ghaziabad (U.P.) - 201001

email : etslab2012@gmail.com | Website : www.etslab.in | Ph.. 9911516076, 9811736063

TEST REPORT

TEST REPORT NO.: ETS/2023/05/950-28 DATE OF REPORT: 31.05.2023

WATER SAMPLE ANALYSIS REPORT

Name And Address of Customer M/s. The Prompt Enterprises Pvt Ltd, Village Dhatir & Dudhola, Tehsil & District Patwal, Haryana

Date of Sampling 15.05.2023
 Analysis Start Date 18.05.2023
 Analysis End Date 22.05.2023
 Sample ID No ETS/TP-0210
 Sampling Done By ETS STAFF
 Sampling Description **GROUND WATER**
 Sampling Location GW- 2; Shri Vishwakarma Skill University, (Lat. - 28°11'55.53"N; Long. - 77°17'13.80"E)
 Sampling Method ETS/STP/WATER-02
 Sample Quantity 2.0 + 0.5 Ltr
 Packing Condition SEALED
 Packed In P.V.C. AND GLASS BOTTLE

S. No.	Test Parameter	Unit	Result	Specification/Limit (As per IS:10500; 2012)		Test Method
				Desirable	Permissible	
1	Temperature	°C	26.4	Not Specified	Not Specified	APHA 2550-B
2	Colour	Hazen	<5.0	5	15	APHA 2120-B
3	Odour	Qualitative	Agreeable	Agreeable	Agreeable	APHA 2150-B
4	Taste	Qualitative	Agreeable	Agreeable	Agreeable	APHA 2160-C
5	pH		7.38	6.5 - 8.5	No relaxation	APHA 4500-H+
6	Turbidity	NTU	<1.0	1	5	APHA 2130-B
7	Total Dissolved Solids (TDS)	mg/L	394.8	500	2000	APHA 2540-C
8	Fluoride (F)	mg/L	0.21	1	1.5	APHA 4500 (F-)D
9	Total Alkalinity (CaCO3)	mg/L	184.5	200	600	APHA 2320-B
10	Total Hardness (CaCO3)	mg/L	132.8	200	600	APHA 2340-C
11	Calcium (Ca)	mg/L	42.0	75	200	APHA 3500 (Ca)-B
12	Chloride (Cl)	mg/L	75.3	250	1000	APHA 4500 (Cl)-B
13	Magnesium (Mg)	mg/L	6.69	30	100	APHA 3500 (Mg)-B
14	Nitrate (NO3)	mg/L	1.25	45	No relaxation	APHA 4500 (NO3)-B
15	Sulphate (SO4)	mg/L	53.5	200	400	APHA 4500 (SO4)-E
16	Boron (B)	mg/L	< 0.01	0.5	1	APHA 4500 (B)-C
17	Aluminium (Al)	mg/L	< 0.01	0.03	0.2	APHA 3120B
18	Arsenic (As)	mg/L	< 0.01	0.01	No relaxation	APHA 3120B
19	Cadmium (Cd)	mg/L	< 0.001	0.003	No relaxation	APHA 3120B
20	Chromium (Cr)	mg/L	< 0.01	0.05	No relaxation	APHA 3120B
21	Copper (Cu)	mg/L	< 0.01	0.05	1.5	APHA 3120B
22	Iron (Fe)	mg/L	< 0.05	1	No relaxation	APHA 3120B
23	Lead (Pb)	mg/L	< 0.01	0.01	No relaxation	APHA 3120B
24	Manganese (Mn)	ug/L	< 0.01	0.1	0.3	APHA 3120B
25	Mercury (Hg)	mg/L	< 0.001	0.001	No relaxation	APHA 3114C
26	Selenium (Se)	mg/L	< 0.01	0.01	No relaxation	APHA 3120B
27	Zinc (Zn)	mg/L	< 0.01	5	15	APHA 3120B
28	Anionic Detergent (MBAS)	mg/L	< 0.01	0.2	1	APHA 5540-C
29	Mineral Oil	mg/L	< 0.5	0.5	No relaxation	IS 3025 (Part 3)
30	Phenolic Compound (C6H5OH)	mg/L	< 0.001	0.001	0.002	APHA 5530-C
31	Conductivity	µs/cm	600.1	Not Specified	Not Specified	APHA 2510-B
32	Total Coliform Count	per 100mL	Absent	Shall not be detectable		IS 15185
33	Faecal coliform	per 100mL	Absent	Shall not be detectable		IS 15185

For ENVIRO-TECH SERVICES

SARUP SINGH
 AUTHORIZED SIGNATORY
 Quality Manager

FOR ENVIRO-TECH SERVICES

- Note:
1. Test reports without ETS LAB HOLOGRAM are not issued by our laboratory.
 2. The results indicated only refer to the tested samples and listed applicable parameters.
 3. No complaints will be entertained if received after 7 days of issue of test report.
 4. Our liability is limited to invoice value only.
 5. The sample shall be destroyed after 15 days & Biological / Perishable sample shall be destroyed immediately after issue of test report.
 6. This test report shall not be used in any advertising media or as evidence in the court of Law without prior written permission of the laboratory.



ENVIRO-TECH SERVICES

An Analytical Laboratory



(A GOVERNMENT APPROVED LAB)

Plot No. 1/32, S.S. of G.T. Road Industrial Area, Ghaziabad (U.P.) - 201001

email : etslab2012@gmail.com | Website : www.etslab.in | Ph.: 9911516076, 9811738063

TEST REPORT

TEST REPORT NO.: ETS/2023/05/950-27 DATE OF REPORT: 31.05.2023

WATER SAMPLE ANALYSIS REPORT

Name And Address of Customer : M/s, The Prompt Enterprises Pvt Ltd, Village Dhatir & Dudhola, Tehsil & District Palwal, Haryana

Date of Sampling: 15.05.2023
 Analysis Start Date: 18.05.2023
 Analysis End Date: 22.05.2023
 Sample ID No: ETS/TP-0211
 Sampling Done By: ETS STAFF
 Sampling Description: GROUND WATER
 Sampling Location: GW- 3:B M Model School Dudhola, Palwal, (Lat. - 28°12'32.17"N; Long - 77°15'56.84"E)
 Sampling Method: ETS/STP/WATER-02
 Sample Quantity: 2.0 + 0.5 Ltr
 Packing Condition: SEALED
 Packed In: P.V.C. AND GLASS BOTTLE

S. No.	Test Parameter	Unit	Result	Specification/Limit (As per IS:10500: 2012)		Test Method
				Desirable	Permissible	
1	Temperature	°C	26.1	Not Specified	Not Specified	APHA 2550-B
2	Colour	Hazen	<5.0	5	15	APHA 2120-B
3	Odour	Qualitative	Agreeable	Agreeable	Agreeable	APHA 2150-B
4	Taste	Qualitative	Agreeable	Agreeable	Agreeable	APHA 2160-C
5	pH		7.32	6.5 - 8.5	No relaxation	APHA 4500-H+
6	Turbidity	NTU	<1.0	1	5	APHA 2130-B
7	Total Dissolved Solids (TDS)	mg/L	375.5	500	2000	APHA 2540-C
8	Fluoride (F)	mg/L	0.18	1	1.5	APHA 4500 (F) - 1-D
9	Total Alkalinity (CaCO3)	mg/L	190.3	200	600	APHA 2320-B
10	Total Hardness (CaCO3)	mg/L	139.1	200	600	APHA 2340-C
11	Calcium (Ca)	mg/L	42.6	75	200	APHA 3530 (Ca)-B
12	Chloride (Cl)	mg/L	74.7	250	1000	APHA 4500 (Cl) - B
13	Magnesium (Mg)	mg/L	7.69	30	100	APHA 3500 (Mg)-B
14	Nitrate (NO3)	mg/L	1.23	45	No relaxation	APHA 4500 (NO3) - S
15	Sulphate (SO4)	mg/L	55.3	200	400	APHA 4500 (SO4) - E
16	Boron (B)	mg/L	<0.01	0.5	1	APHA 4500 (B)-C
17	Aluminium (Al)	mg/L	<0.01	0.03	0.2	APHA 3120B
18	Arsenic (As)	mg/L	<0.01	0.01	No relaxation	APHA 3120B
19	Cadmium (Cd)	mg/L	<0.001	0.003	No relaxation	APHA 3120B
20	Chromium (Cr)	mg/L	<0.01	0.05	No relaxation	APHA-3120B
21	Copper (Cu)	mg/L	<0.01	0.05	1.5	APHA 3120B
22	Iron (Fe)	mg/L	<0.05	1	No relaxation	APHA-3120B
23	Lead (Pb)	mg/L	<0.01	0.01	No relaxation	APHA-3120B
24	Manganese (Mn)	ug/L	<0.01	0.1	0.3	APHA-3120B
25	Mercury (Hg)	mg/L	<0.001	0.001	No relaxation	APHA-3114C
26	Selenium (Se)	mg/L	<0.01	0.01	No relaxation	APHA-3120B
27	Zinc (Zn)	mg/L	<0.01	5	15	APHA 3120B
28	Amonic Detergent (MBAS)	mg/L	<0.01	0.2	1	APHA 5540-C
29	Mineral Oil	mg/L	<0.5	0.5	No relaxation	IS 3025 (Part 39)
30	Phenolic Compound (C6H5OH)	mg/L	<0.001	0.001	0.002	APHA 5530-C
31	Conductivity	µs/cm	589.6	Not Specified	Not Specified	APHA 2510-B
32	Total Coliform Count	per 100mL	Absent	Shall not be detectable	Shall not be detectable	IS 15185
33	Fescolitcha coli	per 100mL	Absent	Shall not be detectable	Shall not be detectable	IS 15185

FOR ENVIRO-TECH SERVICES

For ENVIRO-TECH SERVICES

- Notes:
1. Test reports without ETS LAB HOLOGRAM are not issued by our laboratory.
 2. The results mentioned only refer to the tested samples and listed applicable parameters.
 3. No complaint will be entertained if received after 7 days of issue of test report.
 4. Our liability is limited to invoice value only.
 5. The sample shall be destroyed after 15 days & Biological / Perishable sample shall be destroyed immediately after issue of test report.
 6. This test report shall not be used in any advertising media or as evidence in the court of Law without prior written permission of the laboratory.

MS. SANGRA
 AUTHORIZED SIGNATORY
 Quality Manager

ENVIRO-TECH SERVICES

An Analytical Laboratory



ISO 45001

(A GOVERNMENT APPROVED LAB)

Plot No. 1/32, S.S. of G.T. Road Industrial Area, Ghaziabad (U.P.) - 201001

email : etslab2012@gmail.com | Website : www.etslab.in | Ph: 9911516076, 9811736863



TEST REPORT

TEST REPORT NO.: ETS/2023/05/950-28

DATE OF REPORT: 31.05.2023

WATER SAMPLE ANALYSIS REPORT

Name And Address of Customer : M/s, The Prompt Enterprises Pvt Ltd, Village Dhatir & Dudhola, Tehsil & District Palwal, Haryana

Date of Sampling: 15.05.2023
 Analysis Start Date: 18.05.2023
 Analysis End Date: 22.05.2023
 Sample ID No: ETS/TP-0212
 Sampling Done By: ETS STAFF
 Sampling Description: GROUND WATER
 Sampling Location: GW- 4;B P Mushroom Farm, Dhatir,(Lat.- 28°12'22.87"N;Long.- 77°14'56 03"E)
 Sampling Method: ETS/STP/WATER-02
 Sample Quantity: 2.0 + 0.5 Ltr
 Packing Condition: SEALED
 Packed In: P.V.C. AND GLASS BOTTLE

S. No.	Test Parameter	Unit	Result	Specification/Limit (As per IS:10500; 2012)		Test Method
				Desirable	Permissible	
1	Temperature	°C	27.5	Not Specified	Not Specified	APHA 2550-B
2	Colour	Hazen	<5.0	5	15	APHA 2120-B
3	Odour	Qualitative	Agreeable	Agreeable	Agreeable	APHA 2150-B
4	Taste	Qualitative	Agreeable	Agreeable	Agreeable	APHA 2160-C
5	pH		7.39	6.5 - 8.5	No relaxation	APHA 4500-H+
6	Turbidity	NTU	<1.0	1	5	APHA 2130-B
7	Total Dissolved Solids (TDS)	mg/L	405.0	500	2000	APHA 2540-C
8	Fluoride (F)	mg/L	0.20	1	1.5	APHA 4500(F)-D
9	Total Alkalinity (CaCO3)	mg/L	192.1	200	600	APHA 2320-B
10	Total Hardness (CaCO3)	mg/L	140.4	200	600	APHA 2340-C
11	Calcium (Ca)	mg/L	43.2	75	200	APHA 3500 (Ca)-B
12	Chloride (Cl)	mg/L	75.4	250	1000	APHA 4500(Cl)-B
13	Magnesium (Mg)	mg/L	7.75	30	100	APHA 3500 (Mg)-B
14	Nitrate (NO3)	mg/L	1.42	45	No relaxation	APHA 4500 (NO3)-B
15	Sulphate (SO4)	mg/L	52.6	200	400	APHA 4500 (SO4)-E
16	Boron (B)	mg/L	< 0.01	0.5	1	APHA 4500 (B)-C
17	Aluminium (Al)	mg/L	< 0.01	0.03	0.2	APHA-3120B
18	Arsenic (As)	mg/L	< 0.01	0.01	No relaxation	APHA 3120B
19	Cadmium (Cd)	mg/L	< 0.001	0.003	No relaxation	APHA 3120B
20	Chromium (Cr)	mg/L	< 0.01	0.05	No relaxation	APHA-3120B
21	Copper (Cu)	mg/L	< 0.01	0.05	1.5	APHA 3120B
22	Iron (Fe)	mg/L	< 0.05	1	No relaxation	APHA-3120B
23	Lead (Pb)	mg/L	< 0.01	0.01	No relaxation	APHA-3120B
24	Manganese (Mn)	mg/L	< 0.01	0.1	0.3	APHA-3120B
25	Mercury (Hg)	mg/L	< 0.001	0.001	No relaxation	APHA-3114C
26	Selenium (Se)	mg/L	< 0.01	0.01	No relaxation	APHA-3120B
27	Zinc (Zn)	mg/L	< 0.01	5	15	APHA-3120B
28	Anionic Detergent (MBAS)	mg/L	< 0.01	0.2	1	APHA 5540-C
29	Mineral Oil	mg/L	< 0.5	0.5	No relaxation	IS 3025 (Part 39)
30	Phenolic Compound (C6H5OH)	mg/L	< 0.001	0.001	0.002	APHA 5530-C
31	Conductivity	µs/cm	843.9	Not Specified	Not Specified	APHA 2510-B
32	Total Coliform Count	per 100mL	Absent	Shall not be detectable		IS 15185
33	Escherichia coli	per 100mL	Absent	Shall not be detectable		IS 15185

FOR ENVIRO-TECH SERVICES

FOR ENVIRO-TECH SERVICES

- Note:
1. Test reports without ETS LAB HOLOGRAM are not issued by our laboratory.
 2. The results indicated only refer to the tested samples and listed applicable parameters.
 3. No complaint will be entertained if received after 7 days of issue of test report.
 4. Our liability is limited to invoice value only.
 5. The sample shall be destroyed after 15 days & Biological / Perishable sample shall be destroyed immediately after issue of test report.
 6. This test report shall not be used in any advertising media or as evidence in the court of law without prior written permission of the laboratory.

AUTHORIZED SIGNATORY
 Quality Manager



ENVIRO-TECH SERVICES

An Analytical Laboratory



(A GOVERNMENT APPROVED LAB)

Plot No. 1/32, S.S. of G.T. Road Industrial Area, Ghaziabad (U.P.) - 201001

email : etsiab2012@gmail.com | Website : www.etsiab.in | Ph.. 9911516070, 9811736063

TEST REPORT

TEST REPORT NO.: ETS/2023/05/950-29

DATE OF REPORT: 31.05.2023

WATER SAMPLE ANALYSIS REPORT

Name And Address of Customer : M/s, The Prompt Enterprises Pvt Ltd , Village Dhair & Dudhola, Tehsil & District Palwal, Haryana

Date of Sampling 15.05.2023
 Analysis Start Date 18.05.2023
 Analysis End Date 22.05.2023
 Sample ID No ETS/TP-0213
 Sampling Done By ETS STAFF
 Sampling Description GROUND WATER
 Sampling Location GW- 5;Shiv Ram Mandir,(Lat. - 28°13'22.72"N;Long - 77°14'57.25"E)

Sampling Method ETS/STPAWATER-02
 Sample Quantity 2.0 + 0.5 Ltr
 Packing Condition SEALED
 Packed In P.V.C. AND GLASS BOTTLE

S. No.	Test Parameter	Unit	Result	Specification/Limit (As per IS:10500: 2012)		Test Method
				Desirable	Permissible	
1	Temperature	°C	26.1	Not Specified	Not Specified	APHA 2550-B
2	Colour	Hazen	<5 B	5	15	APHA 2120-B
3	Odour	Qualitative	Agreeable	Agreeable	Agreeable	APHA 2150-B
4	Taste	Qualitative	Agreeable	Agreeable	Agreeable	APHA 2180-C
5	pH		7.34	6.5 - 8.5	No relaxation	APHA 4500-H
6	Turbidity	NTU	<1.0	1	5	APHA 2130-B
7	Total Dissolved Solids (TDS)	mg/L	345.7	500	2000	APHA 2540-C
8	Fluoride (F)	mg/L	0.18	1	1.5	APHA 4500 (F-)D
9	Total Alkalinity (CaCO3)	mg/L	183.5	200	500	APHA 2320-B
10	Total Hardness (CaCO3)	mg/L	184.1	200	500	APHA 2340-C
11	Calcium (Ca)	mg/L	43.5	75	200	APHA 3500 (Ca)-B
12	Chloride (Cl)	mg/L	69.7	250	1000	APHA 4500 (Cl-)H
13	Magnesium (Mg)	mg/L	10.92	30	100	APHA 3500 (Mg)-B
14	Nitrate (NO3)	mg/L	1.44	15	No relaxation	APHA 4500 (NO3)-B
15	Sulphate (SO4)	mg/L	55.9	200	400	APHA 4500 (SO4)-F
16	Boron (B)	mg/L	< 0.01	0.5	1	APHA 4500 (B)-C
17	Aluminium (Al)	mg/L	< 0.01	0.03	0.2	APHA-3120B
18	Arsenic (As)	mg/L	< 0.01	0.01	No relaxation	APHA 3120B
19	Cadmium (Cd)	mg/L	< 0.001	0.003	No relaxation	APHA 3120B
20	Chromium (Cr)	mg/L	< 0.01	0.05	No relaxation	APHA-3120B
21	Copper (Cu)	mg/L	< 0.01	0.05	1.5	APHA 3120B
22	Iron (Fe)	mg/L	< 0.05	1	No relaxation	APHA-3120B
23	Lead (Pb)	mg/L	< 0.01	0.01	No relaxation	APHA 3120B
24	Manganese (Mn)	mg/L	< 0.01	0.1	0.3	APHA-3120B
25	Mercury (Hg)	mg/L	< 0.001	0.001	No relaxation	APHA-3114C
26	Selenium (Se)	mg/L	< 0.01	0.01	No relaxation	APHA-3120B
27	Zinc (Zn)	mg/L	< 0.01	5	15	APHA-3120B
28	Anionic Detergent (MBAS)	mg/L	< 0.01	0.2	1	APHA 5540-C
29	Mineral Oil	mg/L	< 0.5	0.5	No relaxation	IS 3025 (Part-3B)
30	Phenolic Compound (C6H5OH)	mg/L	< 0.001	0.001	0.002	APHA 5530 C
31	Conductivity	µs/cm	539.3	Not Specified	Not Specified	APHA 2510-B
32	Total Coliform Count	per 100ml	Absent	Shall not be detectable	Shall not be detectable	IS 15185
33	Escherichia coli	per 100ml	Absent	Shall not be detectable	Shall not be detectable	IS 15185

FOR ENVIRO-TECH SERVICES

For ENVIRO-TECH SERVICES

1. Test reports without ETS LAB HOLOGRAM are not issued by our laboratory.
2. The results mentioned only refer to the tested samples and listed applicable parameters.
3. No complaint will be entertained if received after 7 days of issue of test report.
4. Our liability is limited to invoice value only.
5. The sample shall be destroyed after 15 days & Biological / Perishable sample shall be destroyed immediately after issue of test report.
6. This test report shall not be used in any advertising media or as evidence in the court of Law without prior written permission of the laboratory.

DR. HANU RAJ
 AUTHORIZED SIGNATORY
 Quality Manager

ENVIRO-TECH SERVICES

An Analytical Laboratory



(A GOVERNMENT APPROVED LAB)

Plot No. 1/32, S.S. of G.T. Road Industrial Area, Ghaziabad (U.P.) - 201001

email : etslab2012@gmail.com | Website : www.etslab.in | Ph.: 9911516070, 9811736063



TEST REPORT

DATE OF REPORT: 31.05.2023

TEST REPORT NO.: ETS/2023/05/950-30

WATER SAMPLE ANALYSIS REPORT

Name And Address of Customer : M/s, The Prompt Enterprises Pvt Ltd, Village Dhatir & Dudhola, Tehsil & District Palwal, Haryana

Date of Sampling: 15.05.2023
 Analysis Start Date: 18.05.2023
 Analysis End Date: 22.05.2023
 Sample ID No: ETS/TP-0214
 Sampling Done By: ETS STAFF
 Sampling Description: GROUND WATER
 Sampling Location: GW-6, MS Hospital Dhatir, (Lat. - 28°11'22.59"N; Long. - 77°14'43.21"E)
 Sampling Method: ETS/STP/WATER-02
 Sample Quantity: 2.0 + 0.5 Ltr
 Packing Condition: SEALED
 Packed In: P.V.C. AND GLASS BOTTLE

S. No.	Test Parameter	Unit	Result	Specification/Limit (As per IS:10500: 2012)		Test Method
				Desirable	Permissible	
1	Temperature	°C	28.2	Not Specified	15	APHA 2550-B
2	Colour	Hazen	<5.0	5	15	APHA 2120-B
3	Odour	Qualitative	Agreeable	Agreeable	Agreeable	APHA 2150-B
4	Taste	Qualitative	Agreeable	Agreeable	Agreeable	APHA 2160-C
5	pH		7.39	6.5 - 8.5	No relaxation	APHA 4600-H+
6	Turbidity	NTU	<1.0	1	5	APHA 2130-B
7	Total Dissolved Solids (TDS)	mg/L	413.8	500	2000	APHA 2540-C
8	Fluoride (F)	mg/L	0.16	1	1.5	APHA 4600 (F-)D
9	Total Alkalinity (CaCO3)	mg/L	208.8	200	600	APHA 2320-B
10	Total Hardness (CaCO3)	mg/L	162.8	200	600	APHA 2340-C
11	Calcium (Ca)	mg/L	41.2	75	200	APHA 3900 (Ca-)B
12	Chloride (Cl)	mg/L	75.4	250	1000	APHA 4500 (Cl-)B
13	Magnesium (Mg)	mg/L	14.3	30	100	APHA 3600 (Mg) B
14	Nitrate (NO3)	mg/L	1.27	45	No relaxation	APHA 4500 (NO3-)B
15	Sulphate (SO4)	mg/L	54.1	200	400	APHA 4500 (SO4-)E
16	Boron (B)	mg/L	<0.01	0.5	1	APHA 4500 (B) C
17	Aluminum (Al)	mg/L	<0.01	0.03	0.2	APHA-3120B
18	Arsenic (As)	mg/L	<0.01	0.01	No relaxation	APHA 3120B
19	Cadmium (Cd)	mg/L	<0.001	0.003	No relaxation	APHA 3120B
20	Chromium (Cr)	mg/L	<0.01	0.05	No relaxation	APHA-3120B
21	Copper (Cu)	mg/L	<0.01	0.05	1.5	APHA 3120B
22	Iron (Fe)	mg/L	<0.05	1	No relaxation	APHA-3120B
23	Lead (Pb)	mg/L	<0.01	0.01	No relaxation	APHA 3120B
24	Manganese (Mn)	ug/L	<0.01	0.1	0.3	APHA 3120B
25	Mercury (Hg)	mg/L	<0.001	0.001	No relaxation	APHA-3114C
26	Selenium (Se)	mg/L	<0.01	0.01	No relaxation	APHA-3120B
27	Zinc (Zn)	mg/L	<0.01	5	15	APHA 3120B
28	Anionic Detergent (MBAS)	mg/L	<0.01	0.2	1	APHA 5540-C
29	Mineral Oil	mg/L	<0.5	0.5	No relaxation	IS 3025 (Part-3)
30	Phenolic Compound (C6H5OH)	mg/L	<0.001	0.001	0.002	APHA 5530-C
31	Conductivity	µm/cm	645.6	Not Specified	Not Specified	APHA 2510-B
32	Total Coliform Count	per 100mL	Absent	Shall not be detectable		IS 15185
33	Escherichia coli	per 100mL	Absent	Shall not be detectable		IS 15185

For ENVIRO-TECH SERVICES

FOR ENVIRO-TECH SERVICES

AUTHORIZED SIGNATORY
 Quality Manager

- Notes:
- The results without ETS LAB HOLOGRAM are not issued by our laboratory.
 - The results indicated only refer to the tested samples and listed applicable parameters.
 - No complaints will be entertained if received after 7 days of issue of test report.
 - Our liability is limited to invoice value only.
 - The sample shall be destroyed after 15 days & Biological / Perishable sample shall be destroyed immediately after issue of test report.
 - The sample shall be destroyed after 15 days & Biological / Perishable sample shall be destroyed immediately after issue of test report.
 - This test report shall be valid in any court of law without prior written permission of the laboratory.



ENVIRO-TECH SERVICES

(A GOVERNMENT APPROVED LAB)



Plot No. 1/32, S.S. of G.T. Road Industrial Area, Ghaziabad (U.P.) - 201001

email : etslab2012@gmail.com | Website : www.etslab.in | Ph : 0911516070, 9811736363



TEST REPORT

TEST REPORT NO.:

ETS/2023/05/950-17

DATE OF REPORT: 31.05.2023

SOIL SAMPLE ANALYSIS REPORT

Name And Address of Customer : M/s. The Prompt Enterprises Pvt Ltd , Village Dhatir & Dudhota, Tehsil & District Palwal, Haryana

Date of Sampling	15.05.2023
Analysis Start Date	18.05.2023
Analysis End Date	22.05.2023
Sample ID No	ETS/TP-0201
Sampling Done By	ETS STAFF
Sampling Description	SOIL
Sampling Location	SQ- 1:Project site ,(Lat - 28°12'9.69"N;Long.- 77°15'40.39"E)
Sampling Method	ETS/STP/SOIL-01
Sample Quantity	2.0 kg.
Packing Condition	SEALED
Packed In	ZIP POLY BAG

S. No.	Test Parameter	Unit	Result	Test Method
1	Texture	---	SANDY CLAY LOAM	IS 2720 (Part-4)
2	Sand	%	52.7	IS 2720 (Part-4)
3	Silt	%	19.9	IS 2720 (Part-4)
4	Clay	%	27.4	IS 2720 (Part-4)
5	Electrical Conductivity (EC)	µs/cm	19.7	IS 14767
6	pH	---	7.22	IS 2720 (Part-2b)
7	Bulk Density	g/cm ³	1.16	IS 2386 (Part-4)
8	Water Holding Capacity (WHC)	%	17.2	IS 2720 (Part-2)
9	Sodium (Na)	mg/kg	79.8	USEPA-3050A
10	Potassium (K)	mg/kg	160.5	USEPA-3050A
11	Total Nitrogen (N)	mg/kg	4.33	ETS/STP/SOIL-15
12	Chloride (Cl)	mg/kg	216.6	BS 1377 -3
13	Magnesium (Mg)	mg/kg	108.3	ETS/STP/SOIL-08
14	Organic Matter (OM)	%	0.65	IS 2720 (Part-22)
15	Aluminium (Al)	mg/kg	0.36	USEPA-3050A
16	Cadmium (Cd)	mg/kg	0.45	USEPA-3050A
17	Chromium (Cr)	mg/kg	0.29	USEPA-3050A
18	Copper (Cu)	mg/kg	1.44	USEPA-3050A
19	Iron (Fe)	mg/kg	126.4	USEPA-3050A
20	Lead (Pb)	mg/kg	0.29	USEPA-3050A
21	Manganese (Mn)	mg/kg	1.52	USEPA-3050A
22	Zinc (Zn)	mg/kg	1.66	USEPA-3050A
23	Nickel (Ni)	mg/kg	73.6	USEPA-3050A
24	Calcium (Ca)	mg/kg	202.2	IS 2720 (Part-23)
25	Phosphorus (PO ₄)	mg/kg	37.5	ETS/STP/SOIL-19

*****End of Test Report*****

FOR ENVIRO-TECH SERVICES

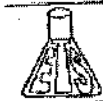
For ENVIRO-TECH SERVICES

Note:-

CHECKED BY

1. Test reports without ETS LAB HOLOGRAM are not issued by our laboratory.
2. The results indicated only refer to the tested samples and listed applicable parameters.
3. No complaint will be entertained if received after 7 days of issue of test report.
4. Our liability is limited to invoice value only.
5. The sample shall be destroyed after 15 days & Biological / Perishable sample shall be destroyed immediately after 48hrs of test report.
6. This test report shall not be used in any advertising media or as evidence in the court of Law without prior written permission of the laboratory.

AUTHORIZED SIGNATORY
Quality Manager



ETS-LAB

ENVIRO-TECH SERVICES

An Analytical Laboratory



ISO 45001

(A GOVERNMENT APPROVED LAB)

Plot No. 1/32, S.S. of G.T. Road Industrial Area, Ghaziabad (U.P.) - 201001

email : etslab2012@gmail.com | Website : www.etslab.in | Ph: 9911516076, 9811736063

TEST REPORT

TEST REPORT NO.:

ETS/2023/05/950-18

DATE OF REPORT: 31.05.2023

SOIL SAMPLE ANALYSIS REPORT

Name And Address of Customer : M/s, The Prompt Enterprises Pvt Ltd , Village Dhatir & Dudhola, Tehsil & District Palwal, Haryana

Date of Sampling 15.05.2023
 Analysis Start Date 18.05.2023
 Analysis End Date 22.05.2023
 Sample ID No ETS/TP-0202
 Sampling Done By ETS STAFF
 Sampling Description SOIL
 Sampling Location SQ- 2,Shri Vishwakarma Skill University,(Lat- 28°11'55.53"N;Long- 77°17'13.80"E)
 Sampling Method ETS/STP/SOIL-01
 Sample Quantity 2.0 kg.
 Packing Condition SEALED
 Packed in ZIP POLY BAG

S. No.	Test Parameter	Unit	Result	Test Method
1	Texture		SANDY CLAY LOAM	IS 2720 (Part-4)
2	Sand	%	54.8	IS 2720 (Part-4)
3	Silt	%	18.5	IS 2720 (Part-4)
4	Clay	%	26.7	IS 2720 (Part-4)
5	Electrical Conductivity (EC)	µs/cm	21.3	IS 14767
6	pH		7.27	IS 2720 (Part-26)
7	Bulk Density	g/cm ³	1.11	IS 2386 (Part-4)
8	Water Holding Capacity (WHC)	%	14.8	IS 2720 (Part-2)
9	Sodium (Na)	mg/kg	77.2	USEPA-3050A
10	Potassium (K)	mg/kg	157.2	USEPA-3050A
11	Total Nitrogen (N)	mg/kg	5.82	ETS/STP/SOIL-15
12	Chloride (Cl)	mg/kg	210.8	BS 1377 -3
13	Magnesium (Mg)	mg/kg	80.0	ETS/STP/SOIL-08
14	Organic Matter (OM)	%	0.80	IS 2720 (Part-22)
15	Aluminium (Al)	mg/kg	0.40	USEPA-3050A
16	Cadmium (Cd)	mg/kg	0.49	USEPA-3050A
17	Chromium (Cr)	mg/kg	0.33	USEPA-3050A
18	Copper (Cu)	mg/kg	1.56	USEPA-3050A
19	Iron (Fe)	mg/kg	144.0	USEPA-3050A
20	Lead (Pb)	mg/kg	0.31	USEPA-3050A
21	Manganese (Mn)	mg/kg	2.11	USEPA-3050A
22	Zinc (Zn)	mg/kg	1.89	USEPA-3050A
23	Nickel (Ni)	mg/kg	81.4	USEPA-3050A
24	Calcium (Ca)	mg/kg	239.9	IS 2720 (Part-23)
25	Phosphorus (PO ₄)	mg/kg	51.8	ETS/STP/SOIL-19

*****End of Test Report*****



FOR ENVIRO-TECH SERVICES

CHECKED BY

Note:-

1. Test reports without ETS LAB HOLOGRAM are not issued by our laboratory.
2. The results indicated only refer to the tested samples and listed applicable parameters.
3. No complaint will be entertained if received after 7 days of issue of test report.
4. Our liability is limited to invoice value only.
5. The sample shall be destroyed after 15 days & Biological / Perishable sample shall be destroyed immediately after issue of test report.
6. This test report shall not be used in any advertising media or as evidence in the court of Law without prior written permission of the laboratory.

For ENVIRO-TECH SERVICES

AUTHORIZED SIGNATORY
Quality Manager



ETS-LAB

ENVIRO-TECH SERVICES

An Analytical Laboratory



ISO 45001

(A GOVERNMENT APPROVED LAB)

Plot No. 1/32, S.S. of G.T. Road Industrial Area, Ghaziabad (U.P.) - 201001

email : etslab2012@gmail.com | Website : www.etslab.in | Ph.: 9911516076, 9811736063

TEST REPORT

TEST REPORT NO.:

ETS/2023/05/950-19

DATE OF REPORT: 31.05.2023

SOIL SAMPLE ANALYSIS REPORT

Name And Address of Customer : M/s, The Prompt Enterprises Pvt Ltd , Village Dhatir & Dudhola, Tehsil & District Palwal, Haryana

Date of Sampling 15.05.2023
 Analysis Start Date 18.05.2023
 Analysis End Date 22.05.2023
 Sample ID No ETS/TP-0203
 Sampling Done By ETS STAFF
 Sampling Description SOIL
 Sampling Location SQ- 3;B M Model School Dudhola, Palwal.(Lat.- 28°12'32.17"N;Long.- 77°15'56.84"E)
 Sampling Method ETS/STP/SOIL-01
 Sample Quantity 2.0 kg.
 Packing Condition SEALED
 Packed In ZIP POLY BAG

S. No.	Test Parameter	Unit	Result	Test Method
1	Texture		SANDY CLAY LOAM	IS 2720 (Part-4)
2	Sand	%	51.2	IS 2720 (Part-4)
3	Silt	%	22.8	IS 2720 (Part-4)
4	Clay	%	26.0	IS 2720 (Part-4)
5	Electrical Conductivity (EC)	µs/cm	20.7	IS 14767
6	pH		7.20	IS 2720 (Part-2b)
7	Bulk Density	g/cm ³	1.08	IS 2386 (Part-4)
8	Water Holding Capacity (WHC)	%	15.5	IS 2720 (Part-2)
9	Sodium (Na)	mg/kg	78.6	USEPA-3050A
10	Potassium (K)	mg/kg	148.5	USEPA-3050A
11	Total Nitrogen (N)	mg/kg	2.88	ETS/STP/SOIL-15
12	Chloride (Cl)	mg/kg	259.2	BS 1377 -3
13	Magnesium (Mg)	mg/kg	73.4	ETS/STP/SOIL-08
14	Organic Matter (OM)	%	0.58	IS 2720 (Part-22)
15	Aluminium (Al)	mg/kg	0.37	USEPA-3050A
16	Cadmium (Cd)	mg/kg	0.45	USEPA-3050A
17	Chromium (Cr)	mg/kg	0.31	USEPA-3050A
18	Copper (Cu)	mg/kg	1.65	USEPA-3050A
19	Iron (Fe)	mg/kg	138.5	USEPA-3050A
20	Lead (Pb)	mg/kg	0.36	USEPA-3050A
21	Manganese (Mn)	mg/kg	1.30	USEPA-3050A
22	Zinc (Zn)	mg/kg	1.81	USEPA-3050A
23	Nickel (Ni)	mg/kg	102.2	USEPA-3050A
24	Calcium (Ca)	mg/kg	158.4	IS 2720 (Part-23)
25	Phosphorus (PO ₄)	mg/kg	39.8	ETS/STP/SOIL-19

****End of Test Report****

FOR ENVIRO-TECH SERVICES

For ENVIRO-TECH SERVICES

AUTHORIZED SIGNATORY
Quality Manager

Note:-

CHECKED BY

1. Test reports without ETS LAB HOLOGRAM are not issued by our laboratory.
2. The results indicated only refer to the tested samples and listed applicable parameters.
3. No complaint will be entertained if received after 7 days of issue of test report.
4. Our liability is limited to invoice value only.
5. The sample shall be destroyed after 15 days & Biological / Perishable sample shall be destroyed immediately after issue of test report.
6. This test report shall not be used in any advertising media or as evidence in the court of Law without prior written permission of the laboratory.

435



ENVIRO-TECH SERVICES

An Analytical Laboratory



ISO 45001

(A GOVERNMENT APPROVED LAB)

Plot No. 1/32, S.S. of G.T. Road Industrial Area, Ghaziabad (U.P.) - 201001

email : etslab2012@gmail.com | Website : www.etslab.in | Ph: 9911516076, 9811736063

TEST REPORT

TEST REPORT NO.:

ETS/2023/05/950-20

DATE OF REPORT: 31.05.2023

SOIL SAMPLE ANALYSIS REPORT

Name And Address of Customer : M/s. The Prompt Enterprises Pvt Ltd , Village Dhatir & Dudhola, Tehsil & District Palwal, Haryana

Date of Sampling 15.05.2023
 Analysis Start Date 18.05.2023
 Analysis End Date 22.05.2023
 Sample ID No ETS/TP-0204
 Sampling Done By ETS STAFF
 Sampling Description SOIL
 Sampling Location SQ- 4:B P Mushroom Farm, Dhatir,(Lat- 28°12'22.87"N,Long- 77°14'56.03"E)
 Sampling Method ETS/STP/SOIL-01
 Sample Quantity 2.0 kg.
 Packing Condition SEALED
 Packed In ZIP POLY BAG

S. No.	Test Parameter	Unit	Result	Test Method
1	Texture		SANDY CLAY LOAM	IS 2720 (Part-4)
2	Sand	%	51.1	IS 2720 (Part-4)
3	Silt	%	25.1	IS 2720 (Part-4)
4	Clay	%	23.8	IS 2720 (Part-4)
5	Electrical Conductivity (EC)	µs/cm	22.7	IS 14787
6	pH		7.25	IS 2720 (Part-26)
7	Bulk Density	g/cm ³	1.20	IS 2386 (Part-4)
8	Water Holding Capacity (WHC)	%	14.0	IS 2720 (Part-2)
9	Sodium, (Na)	mg/kg	81.9	USEPA-3050A
10	Potassium (K)	mg/kg	168.2	USEPA-3050A
11	Total Nitrogen (N)	mg/kg	4.35	ETS/STP/SOIL-15
12	Chloride, (Cl)	mg/kg	348.0	BS 1377 -3
13	Magnesium, (Mg)	mg/kg	74.7	ETS/STP/SOIL-08
14	Organic Matter, (OM)	%	0.51	IS 2720 (Part-22)
15	Aluminium, (Al)	mg/kg	0.38	USEPA-3050A
16	Cadmium, (Cd)	mg/kg	0.46	USEPA-3050A
17	Chromium, (Cr)	mg/kg	0.51	USEPA-3050A
18	Copper, (Cu)	mg/kg	1.47	USEPA-3050A
19	Iron, (Fe)	mg/kg	128.9	USEPA-3050A
20	Lead, (Pb)	mg/kg	0.53	USEPA-3050A
21	Manganese, (Mn)	mg/kg	1.52	USEPA-3050A
22	Zinc, (Zn)	mg/kg	1.74	USEPA-3050A
23	Nickel, (Ni)	mg/kg	110.2	USEPA-3050A
24	Calcium, (Ca)	mg/kg	217.5	IS 2720 (Part-23)
25	Phosphorus (PO ₄)	mg/kg	46.6	ETS/STP/SOIL-19

*****End of Test Report*****



For ENVIRO-TECH SERVICES

Note:-

CHECKED BY *

1. Test reports without ETS LAB HOLOGRAM are not issued by our laboratory.

2. The results indicated only refer to the tested samples and listed applicable parameters.

3. No complaint will be entertained if received after 7 days of issue of test report.

4. Our liability is limited to invoice value only.

5. The sample shall be destroyed after 15 days & Biological / Perishable sample shall be destroyed immediately after issue of test report.

6. This test report shall not be used for any other purpose without prior written permission of the laboratory.

AUTHORIZED SIGNATORY
 Quality Manager



ENVIRO-TECH SERVICES

An Analytical Laboratory



(A GOVERNMENT APPROVED LAB)

Plot No. 1/32, S.S. of G.T. Road Industrial Area, Ghaziabad (U.P.) - 201001

email : etslab2012@gmail.com | Website : www.etslab.in | Ph.: 9911516076, 9811736063



TEST REPORT

TEST REPORT NO.:

ETS/2023/05/950-21

DATE OF REPORT: 31.05.2023

SOIL SAMPLE ANALYSIS REPORT

Name And Address of Customer : M/s, The Prompt Enterprises Pvt Ltd , Village Dhatir & Dudhola, Tehsil & District Palwal, Haryana

Date of Sampling 15.05.2023
 Analysis Start Date 18.05.2023
 Analysis End Date 22.05.2023
 Sample ID No ETS/TP-0205
 Sampling Done By ETS STAFF
 Sampling Description SOIL
 Sampling Location SQ- 5,Shiv Ram Mandir,(Lat.- 28°13'22.72"N;Long.- 77°14'57.25"E)
 Sampling Method ETS/STP/SOIL-01
 Sample Quantity 2.0 kg.
 Packing Condition SEALED
 Packed In ZIP POLY BAG

S. No.	Test Parameter	Unit	Result	Test Method
1	Texture	...	SANDY CLAY LOAM	IS 2720 (Part-4)
2	Sand	%	53.8	IS 2720 (Part-4)
3	Silt	%	22.0	IS 2720 (Part-4)
4	Clay	%	24.2	IS 2720 (Part-4)
5	Electrical Conductivity (EC)	us/cm	23.3	IS 14767
6	pH	...	7.21	IS 2720 (Part-26)
7	Bulk Density	g/cm ³	1.03	IS 2386 (Part-4)
8	Water Holding Capacity (WHC)	%	13.2	IS 2720 (Part-2)
9	Sodium,(Na)	mg/kg	62.6	USEPA-3050A
10	Potassium (K)	mg/kg	169.1	USEPA-3050A
11	Total Nitrogen (N)	mg/kg	3.61	ETS/STP/SOIL-15
12	Chloride,(Cl)	mg/kg	281.2	BS 1377-3
13	Magnesium,(Mg)	mg/kg	66.5	ETS/STP/SOIL-08
14	Organic Matter,(OM)	%	0.60	IS 2720 (Part-22)
15	Aluminium,(Al)	mg/kg	0.39	USEPA-3050A
16	Cadmium,(Cd)	mg/kg	0.45	USEPA-3050A
17	Chromium,(Cr)	mg/kg	0.30	USEPA-3050A
18	Copper,(Cu)	mg/kg	1.50	USEPA-3050A
19	Iron,(Fe)	mg/kg	131.4	USEPA-3050A
20	Lead,(Pb)	mg/kg	0.34	USEPA-3050A
21	Manganese,(Mn)	mg/kg	1.30	USEPA-3050A
22	Zinc,(Zn)	mg/kg	1.88	USEPA-3050A
23	Nickel,(Ni)	mg/kg	73.5	USEPA-3050A
24	Calcium,(Ca)	mg/kg	209.1	IS 2720 (Part-23)
25	Phosphorus (PO ₄)	mg/kg	43.2	ETS/STP/SOIL-19

*****End of Test Report*****



FOR ENVIRO-TECH SERVICES

For ENVIRO-TECH SERVICES

QUALITY MANAGER
 AUTHORIZED SIGNATORY
 Quality Manager

Note:-

1. Test reports without ETS LAB HOLOGRAM are not issued by our laboratory.
2. The results indicated only refer to the tested samples and listed applicable parameters.
3. No complaint will be entertained if received after 7 days of issue of test report.
4. Our liability is limited to invoice value only.
5. The sample shall be destroyed after 15 days & Biological / Perishable sample shall be destroyed immediately after issue of test report.
6. This test report shall not be used in any advertising media or as evidence in the court of Law without prior written permission of the laboratory.



ENVIRO-TECH SERVICES

An Analytical Laboratory



(A GOVERNMENT APPROVED LAB)

Plot No. 1/32, S.S. of G.T. Road Industrial Area, Ghaziabad (U.P.) - 201001

email : etslab2012@gmail.com | Website : www.etslab.in | Ph.: 9911516076, 9811736063

TEST REPORT

TEST REPORT NO.:

ETS/2023/05/950-22

DATE OF REPORT: 31.05.2023

SOIL SAMPLE ANALYSIS REPORT

Name And Address of Customer : M/s, The Prompt Enterprises Pvt Ltd , Village Dhatir & Dudhola, Tehsil & District Palwal, Haryana

Date of Sampling 15.05.2023
 Analysis Start Date 18.05.2023
 Analysis End Date 22.05.2023
 Sample ID No ETS/TP-0206
 Sampling Done By ETS STAFF
 Sampling Description SOIL
 Sampling Location SQ- 6;MS Hospital Dhatir,(Lat.- 28°11'22.59"N;Long.- 77°14'43.21"E)

Sampling Method ETS/STP/SOIL-01
 Sample Quantity 2.0 kg.
 Packing Condition SEALED
 Packed In ZIP POLY BAG

S. No.	Test Parameter	Unit	Result	Test Method
1	Texture	...	SANDY CLAY LOAM	IS 2720 (Part-4)
2	Sand	%	51.1	IS 2720 (Part-4)
3	Sill	%	25.9	IS 2720 (Part-4)
4	Clay	%	23.0	IS 2720 (Part-4)
5	Electrical Conductivity (EC)	µs/cm	21.3	IS 14787
6	pH	..	7.26	IS 2720 (Part-26)
7	Bulk Density	g/cm ³	1.19	IS 2386 (Part-4)
8	Water Holding Capacity (WHC)	%	21.3	IS 2720 (Part-2)
9	Sodium,(Na)	mg/kg	89.3	USEPA-3050A
10	Potassium (K)	mg/kg	190.9	USEPA-3050A
11	Total Nitrogen (N)	mg/kg	5.81	ETS/STP/SOIL-15
12	Chloride.(Cl)	mg/kg	225.1	BS 1377 -3
13	Magnesium.(Mg)	mg/kg	89.3	ETS/STP/SOIL-08
14	Organic Matter.(OM)	%	0.67	IS 2720 (Part-22)
15	Aluminium.(Al)	mg/kg	0.42	USEPA-3050A
16	Cadmium.(Cd)	mg/kg	0.49	USEPA-3050A
17	Chromium.(Cr)	mg/kg	0.34	USEPA-3050A
18	Copper.(Cu)	mg/kg	1.62	USEPA-3050A
19	Iron.(Fe)	mg/kg	149.8	USEPA-3050A
20	Lead.(Pb)	mg/kg	0.37	USEPA-3050A
21	Manganese.(Mn)	mg/kg	1.52	USEPA-3050A
22	Zinc.(Zn)	mg/kg	1.73	USEPA-3050A
23	Nickel.(Ni)	mg/kg	95.8	USEPA-3050A
24	Calcium.(Ca)	mg/kg	217.8	IS 2720 (Part-23)
25	Phosphorus (PO ₄)	mg/kg	64.8	ETS/STP/SOIL-19

*****End of Test Report*****

For ENVIRO-TECH SERVICES



MAHENDRA RAJ
 AUTHORIZED SIGNATORY

- Notes:
1. Test reports without ETS LAB HOLOGRAM are not issued by our laboratory.
 2. The results mentioned only refer to the tested samples and listed applicable parameters.
 3. No complaint will be entertained if received after 7 days of issue of test report.
 4. Our liability is limited to invoice value only.
 5. The sample shall be destroyed after 15 days & Biological / Perishable sample shall be destroyed immediately after issue of test report.
- Generated by the client or by any other person in any mode or as evidence in the court of Law without prior written permission of the laboratory.



ETS-LAB

ENVIRO-TECH SERVICES

An Analytical Laboratory

(A GOVERNMENT APPROVED LAB)



ISO 45001

Plot No. 1/32, S.S. of G.T. Road Industrial Area, Ghaziabad (U.P.) - 201001

email : etslab2012@gmail.com | Website : www.etslab.in | Ph.: 9911516076, 9811736063

TEST REPORT

TEST REPORT NO.:

ETS/2023/05/950-23

DATE OF REPORT: 31.05.2023

SOIL SAMPLE ANALYSIS REPORT

Name And Address of Customer : M/s. The Prompt Enterprises Pvt Ltd , Village Dhatir & Dudhola, Tehsil & District Palwal, Haryana

Date of Sampling 15.05.2023
 Analysis Start Date 18.05.2023
 Analysis End Date 22.05.2023
 Sample ID No ETS/TP-0207
 Sampling Done By ETS STAFF
 Sampling Description SOIL
 Sampling Location SQ- 7;Bharat Public School, Dudhola,(Lat.- 28°11'39.89"N;Long.- 77°16'37.86"E)
 Sampling Method ETS/STP/SOIL-01
 Sample Quantity 2.0 kg.
 Packing Condition SEALED
 Packed In ZIP POLY BAG

S. No.	Test Parameter	Unit	Result	Test Method
1	Texture	...	SANDY CLAY LOAM	IS 2720 (Part-4)
2	Sand	%	56.4	IS 2720 (Part-4)
3	Silt	%	17.7	IS 2720 (Part-4)
4	Clay	%	25.9	IS 2720 (Part-4)
5	Electrical Conductivity (EC)	µs/cm	24.3	IS 14767
6	pH	...	7.29	IS 2720 (Part-26)
7	Bulk Density	g/cm ³	1.17	IS 2386 (Part-4)
8	Water Holding Capacity (WHC)	%	19.2	IS 2720 (Part-2)
9	Sodium (Na)	mg/kg	84.0	USEPA-3050A
10	Potassium (K)	mg/kg	152.7	USEPA-3050A
11	Total Nitrogen (N)	mg/kg	5.10	ETS/STP/SOIL-15
12	Chloride (Cl)	mg/kg	357.2	BS 1377-3
13	Magnesium (Mg)	mg/kg	84.6	ETS/STP/SOIL-08
14	Organic Matter (OM)	%	0.71	IS 2720 (Part-22)
15	Aluminium (Al)	mg/kg	0.33	USEPA-3050A
16	Cadmium (Cd)	mg/kg	0.44	USEPA-3050A
17	Chromium (Cr)	mg/kg	0.32	USEPA-3050A
18	Copper (Cu)	mg/kg	1.71	USEPA-3050A
19	Iron (Fe)	mg/kg	141.9	USEPA-3050A
20	Lead (Pb)	mg/kg	0.38	USEPA-3050A
21	Manganese (Mn)	mg/kg	1.53	USEPA-3050A
22	Zinc (Zn)	mg/kg	1.99	USEPA-3050A
23	Nickel (Ni)	mg/kg	93.5	USEPA-3050A
24	Calcium (Ca)	mg/kg	218.7	IS 2720 (Part-23)
25	Phosphorus (PO ₄)	mg/kg	49.7	ETS/STP/SOIL-19

****End of Test Report****



CHECKED BY

For ENVIRO-TECH SERVICES

M. H. RAJ
AUTHORIZED SIGNATORY

Note:-

1. Test reports without ETS LAB HOLOGRAM are not issued by our laboratory.
2. The results indicated only refer to the tested samples and listed applicable parameters.
3. No complaint will be entertained if received after 7 days of issue of test report.
4. Our liability is limited to invoice value only.
5. The sample shall be destroyed after 15 days & Biological / Perishable sample shall be destroyed immediately after issue of test report.
6. This test report shall not be used in any advertising media or as evidence in the court of Law without prior written permission of the laboratory.



ETS-LAB

ENVIRO-TECH SERVICES

An Analytical Laboratory



ISO 45001

(A GOVERNMENT APPROVED LAB)

Plot No. 1/32, S.S. of G.T. Road Industrial Area, Ghaziabad (U.P.) - 201001

email : cslslab2012@gmail.com | Website : www.etslab.in | Ph. : 9911516076, 9811736063

TEST REPORT

TEST REPORT NO.: ETS/2023/05/950-9

DATE OF REPORT: 22.05.2023

NOISE MONITORING REPORT

Name And Address of Customer : M/s, The Prompt Enterprises Pvt Ltd , Village Dhatir & Dudhola, Tehsil & District Palwal, Haryana

Date of Monitoring : 25.05.2023
 Monitoring Start Date : 25.05.2023
 Monitoring End Date : 26.05.2023
 Duration Of Monitoring : 24 HOURS
 Sample ID No : ETS/TP-0193
 Monitoring Done By : ETS STAFF
 Sampling Location : NQ- 1;Project site ,(Lat.- 28°12'9.69"N;Long.- 77°15'40.39"E)
 Sampling Method : ETS/STP/NOISE-01
 Category Of Area : INDUSTRIAL AREA

S. No.	Test Parameter	Unit	Result	Specification/ Limit (as Per CPCB): Leq dB(A)	Test Method
1	Day Time Noise Level	Leq :dB (A)	64.3	75	IS: 9989
2	Night Time Noise Level	Leq :dB (A)	55.6	70	IS: 9989

Remark: Day time is reckoned in between 06.00 A.M. and 10.00 P.M.
 Night time is reckoned in between 10.00 P.M. and 06.00 A.M.

FOR ENVIRO-TECH SERVICES

For ENVIRO-TECH SERVICES


 AUTHORIZED SIGNATORY

Note:-

CHECKED BY

1. Test reports without ETS LAB HOLOGRAM are not issued by our laboratory.
2. The results indicated only refer to the tested samples and listed applicable parameters.
3. No complaint will be entertained if received after 7 days of issue of test report.
4. Our liability is limited to invoice value only.
5. The sample shall be destroyed after 15 days & Biological / Perishable sample shall be destroyed immediately after issue of test report.



ENVIRO-TECH SERVICES

An Analytical Laboratory

(A GOVERNMENT APPROVED LAB)

Plot No. 1/32, S.S. of G.T. Road Industrial Area, Ghaziabad (U.P.) - 201001

email : etslab2012@gmail.com | Website : www.etslab.in | Ph.: 9911516076, 9811736003



TEST REPORT

TEST REPORT NO.: ETS/2023/05/950-10

DATE OF REPORT: 31.05.2023

NOISE MONITORING REPORT

Name And Address of Customer : M/s. The Prompt Enterprises Pvt Ltd , Village Dhatir & Dudhola, Tehsil & District Patwal, Haryana

Date of Monitoring : 25.05.2023
 Monitoring Start Date : 25.05.2023
 Monitoring End Date : 26.05.2023
 Duration Of Monitoring : 24 HOURS
 Sample ID No : ETS/TP-0194
 Monitoring Done By : ETS STAFF
 Sampling Location : NQ-2,Shri Vishwakarma Skill University,(Lat. - 28°11'55.53"N,Long.- 77°17'13.80"E)
 Sampling Method : ETS/STP/NOISE-01
 Category Of Area : SILENCE AREA

S. No.	Test Parameter	Unit	Result	Specification/ Limit (as Per CPCB): Leq dB(A)	Test Method
1	Day Time Noise Level	Leq :dB (A)	47.9	50	IS: 9989
2	Night Time Noise Level	Leq :dB (A)	39.2	40	IS: 9989

Remark: Day time is reckoned in between 06.00 A.M. and 10.00 P.M.
Night time is reckoned in between 10.00 P.M. and 06.00 A.M.



FOR ENVIRO-TECH SERVICES

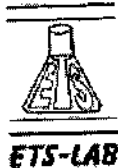
For ENVIRO-TECH SERVICES

AUTHORIZED SIGNATORY

Note:-

CHECKED BY

1. Test reports without ETS LAB HOLOGRAM are not issued by our laboratory.
2. The results indicated only refer to the tested samples and listed applicable parameters.
3. No complaint will be entertained if received after 7 days of issue of test report.
4. Our liability is limited to invoice value only.
5. The sample shall be destroyed after 15 days & Biological / Perishable sample shall be destroyed immediately after issue of test report.
6. This test report shall not be used in any advertising media or as evidence in the court of Law without prior written permission of the laboratory.



ENVIRO-TECH SERVICES

An Analytical Laboratory



ISO 45001

(A GOVERNMENT APPROVED LAB)

Plot No. 1/32, S.S. of G.T. Road Industrial Area, Ghaziabad (U.P.) - 201001

email : etslab2012@gmail.com | Website : www.etslab.in | Ph. 9911516076, 9811736063



TEST REPORT

TEST REPORT NO: ETS/2023/05/950-11

DATE OF REPORT: 31.05.2023

NOISE MONITORING REPORT

Name And Address of Customer : M/s, The Prompt Enterprises Pvt Ltd , Village Dhatir & Dudhola, Tehsil & District Palwal, Haryana

Date of Monitoring : 25.05.2023
 Monitoring Start Date : 25.05.2023
 Monitoring End Date : 26.05.2023
 Duration Of Monitoring : 24 HOURS
 Sample ID No : ETS/TP-0195
 Monitoring Done By : ETS STAFF
 Sampling Location : NQ-3;B M Model School Dudhola, Palwal,(Lat.- 28°12'32.17"N;Long.- 77°15'56.84"E)
 Sampling Method : ETS/STP/NOISE-01
 Category Of Area : SILENCE AREA

S. No.	Test Parameter	Unit	Result	Specification/ Limit (as Per CPCB): Leq dB(A)	Test Method
1	Day Time Noise Level	Leq :dB (A)	46.9	50	IS: 9989
2	Night Time Noise Level	Leq :dB (A)	38.2	40	IS: 9989

Remark: Day time is reckoned in between 06.00 A.M. and 10.00 P.M.
 Night time is reckoned in between 10.00 P.M. and 06.00 A.M.



FOR ENVIRO-TECH SERVICES

For ENVIRO-TECH SERVICES

[Signature]
 AUTHORIZED SIGNATORY
 Quality Manager

Note:-

CHECKED BY

1. Test reports without ETS LAB HOLOGRAM are not issued by our laboratory.
2. The results indicated only refer to the tested samples and listed applicable parameters.
3. No complaint will be entertained if received after 7 days of issue of test report.
4. Our liability is limited to invoice value only.
5. The sample shall be destroyed after 15 days & Biological / Perishable sample shall be destroyed immediately after issue of test report.



ETS-LAB

ENVIRO-TECH SERVICES

An Analytical Laboratory

(A GOVERNMENT APPROVED LAB)

Plot No. 1/32, S.S. of G.T. Road Industrial Area, Ghaziabad (U.P.) - 201001

email : etslab2012@gmail.com | Website www.etslab.in | Ph.: 9911516078, 9811736063



ISO 45001

TEST REPORT

TEST REPORT NO.: ETS/2023/05/950-12

DATE OF REPORT: 31.05.2023

NOISE MONITORING REPORT

Name And Address of Customer : M/s. The Prompt Enterprises Pvt Ltd , Village Dhatir & Dudhola, Tehsil & District Palwal, Haryana

Date of Monitoring : 25.05.2023
 Monitoring Start Date : 25.05.2023
 Monitoring End Date : 26.05.2023
 Duration Of Monitoring : 24 HOURS
 Sample ID No : ETS/TP-0196
 Monitoring Done By : ETS STAFF
 Sampling Location : NQ- 4;Arogyam,(Lat. - 28°12'47.53"N,Long - 77°14'10.71"E)
 Sampling Method : ETS/STP/NOISE-01
 Category Of Area : COMMERCIAL AREA

S. No.	Test Parameter	Unit	Result	Specification/ Limit (as Per CPCB): Leq dB(A)	Test Method
1	Day Time Noise Level	Leq :dB (A)	52.2	65	IS: 9989
2	Night Time Noise Level	Leq :dB (A)	43.5	55	IS: 9989

Remark: Day time is reckoned in between 06.00 A.M. and 10.00 P.M.
 Night time is reckoned in between 10.00 P.M. and 06.00 A.M.



FOR ENVIRO-TECH SERVICES

CHECKED BY

For ENVIRO-TECH SERVICES

AUTHORIZED SIGNATORY

- Notes:
1. Test reports without ETS LAB HOLOGRAM are not issued by our laboratory.
 2. The results indicated only refer to the tested samples and listed applicable parameters.
 3. No complaint will be entertained if received after 7 days of issue of test report.
 4. Our liability is limited to invoice value only.
 5. The sample shall be destroyed after 15 days & Biological / Perishable sample shall be destroyed immediately after issue of test report.
 6. This test report shall not be used in any advertising media or as evidence in the court of Law without prior written permission of the laboratory.

ENVIRO-TECH SERVICES*An Analytical Laboratory*

ISO 45001

(A GOVERNMENT APPROVED LAB)

Plot No. 1/32, S.S. of G.T. Road Industrial Area, Ghaziabad (U.P.) - 201001

email : etslab2012@gmail.com | Website : www.etslab.in | Ph.: 9911516076, 9811736063

TEST REPORT

TEST REPORT NO.: ETS/2023/05/950-13

DATE OF REPORT: 31.05.2023

NOISE MONITORING REPORT

Name And Address of Customer : M/s, The Prompt Enterprises Pvt Ltd, Village Dhatir & Dudhola, Tehsil & District Patwal, Haryana

Date of Monitoring : 25.05.2023
 Monitoring Start Date : 25.05.2023
 Monitoring End Date : 26.05.2023
 Duration Of Monitoring : 24 HOURS
 Sample ID No : ETS/TP-0197
 Monitoring Done By : ETS STAFF
 Sampling Location : NQ- 5;B P Mushroom Farm, Dhatir, (Lat. - 28°12'22.87"N; Long. - 77°14'56.03"E)
 Sampling Method : ETS/STP/NOISE-01
 Category Of Area : SILENCE AREA

S. No.	Test Parameter	Unit	Result	Specification/ Limit (as Per CPCB): Leq dB(A)	Test Method
1	Day Time Noise Level	Leq :dB (A)	45.6	50	IS: 9989
2	Night Time Noise Level	Leq :dB (A)	36.9	40	IS: 9989

Remark: Day time is reckoned in between 06.00 A.M. and 10.00 P.M.
 Night time is reckoned in between 10.00 P.M. and 06.00 A.M.



FOR ENVIRO-TECH SERVICES

For ENVIRO-TECH SERVICES

AUTHORIZED SIGNATORY
Quality Manager

Note:

1. Test reports without ETS LAB HOLOGRAM are not issued by our laboratory.
2. The results indicated only refer to the tested samples and listed applicable parameters.
3. No complaint will be entertained if received after 7 days of issue of test report.
4. Our liability is limited to invoice value only.
5. The sample shall be destroyed after 15 days & Biological / Perishable sample shall be destroyed immediately after issue of test report.
6. This test report shall not be used in any advertising media or as evidence in the court of Law without prior written permission of the laboratory.

ENVIRO-TECH SERVICES

An Analytical Laboratory

(A GOVERNMENT APPROVED LAB)



Plot No. 1/32, S.S. of G.T. Road Industrial Area, Ghaziabad (U.P.) - 201001

email : etslab2012@gmail.com | Website : www.etslab.in | Ph.: 9911516076, 9811736063

TEST REPORT

TEST REPORT NO.: ETS/2023/05/950-14

DATE OF REPORT: 31.05.2023

NOISE MONITORING REPORT

Name And Address of Customer : M/s, The Prompt Enterprises Pvt Ltd , Village Dhatir & Dudhola, Tehsil & District Palwal, Haryana

Date of Monitoring : 25.05.2023

Monitoring Start Date : 25.05.2023

Monitoring End Date : 26.05.2023

Duration Of Monitoring : 24 HOURS

Sample ID No : ETS/TP-0198

Monitoring Done By : ETS STAFF

Sampling Location : NQ-6:MS Hospital Dhatir,(Lat. - 28°11'22.59"N;Long. - 77°14'43.21"E)

Sampling Method : ETS/STP/NOISE-01

Category Of Area : RESIDENTIAL AREA

S. No.	Test Parameter	Unit	Result	Specification/ Limit (as Per CPCB): Leq dB(A)	Test Method
1	Day Time Noise Level	Leq :dB (A)	53.4	55	IS: 9989
2	Night Time Noise Level	Leq :dB (A)	44.7	45	IS: 9989

Remark: Day time is reckoned in between 06.00 A.M. and 10.00 P.M.
Night time is reckoned in between 10.00 P.M. and 06.00 A.M.



For ENVIRO-TECH SERVICES
AUTHORIZED SIGNATORY
Quality Manager

Note:-

1. Test reports without ETS LAB HOLOGRAM are not issued by our laboratory.
2. The results indicated only refer to the tested samples and listed applicable parameters.
3. No complaint will be entertained if received after 7 days of issue of test report.
4. Our liability is limited to invoice value only.
5. The sample shall be destroyed after 15 days & Biological / Perishable sample shall be destroyed immediately after issue of test report.
6. This test report shall not be used in any advertising media or as evidence in the court of Law without prior written permission of the laboratory.



ETS-LAB

ENVIRO-TECH SERVICES

An Analytical Laboratory



ISO 45001

(A GOVERNMENT APPROVED LAB)

Plot No. 1/32, S.S. of G.T. Road Industrial Area, Ghaziabad (U.P.) - 201001

email : etslab2012@gmail.com | Website : www.etslab.in | Ph.: 9911516076, 9811736063



TEST REPORT

TEST REPORT NO.: ETS/2023/05/950-15

DATE OF REPORT: 31.05.2023

NOISE MONITORING REPORT

Name And Address of Customer : M/s. The Prompt Enterprises Pvt Ltd , Village Dhatir & Dudhola, Tehsil & District Palwal, Haryana

Date of Monitoring : 25.05.2023
 Monitoring Start Date : 25.05.2023
 Monitoring End Date : 26.05.2023
 Duration Of Monitoring : 24 HOURS
 Sample ID No : ETS/TP-0199
 Monitoring Done By : ETS STAFF
 Sampling Location : NQ-7, Bharat Public School, Dudhola, (Lat - 28°11'39.89"N, Long - 77°16'37.86"E)
 Sampling Method : ETS/STP/NOISE-01
 Category Of Area : RESIDENTIAL AREA

S. No.	Test Parameter	Unit	Result	Specification/ Limit (as Per CPCB): Leq dB(A)	Test Method
1	Day Time Noise Level	Leq :dB (A)	51.0	55	IS. 9989
2	Night Time Noise Level	Leq :dB (A)	42.3	45	IS. 9989

Remark: Day time is reckoned in between 06.00 A.M. and 10.00 P.M.
 Night time is reckoned in between 10.00 P.M. and 06.00 A.M.



FOR ENVIRO-TECH SERVICES

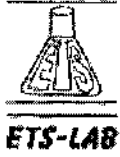
For ENVIRO-TECH SERVICES

M. J. RAJ
 AUTHORIZED SIGNATORY

Note:-

CHECKED BY

1. Test reports without ETS LAB HOLOGRAM are not issued by our laboratory.
2. The results indicated only refer to the tested samples and listed applicable parameters.
3. No complaint will be entertained if received after 7 days of issue of test report.
4. Our liability is limited to invoice value only.
5. The sample shall be destroyed after 15 days & Biological / Perishable sample shall be destroyed immediately after issue of test report.
6. This test report shall not be used in any advertising media or as evidence in the court of Law without prior written permission of the laboratory.



ENVIRO-TECH SERVICES

An Analytical Laboratory



(A GOVERNMENT APPROVED LAB)

Plot No. 1/32, S.S. of G.T. Road Industrial Area, Ghaziabad (U.P.) - 201001

email : etslab2012@gmail.com | Website : www.etslab.in | Ph: 9911516076, 9811736063

TEST REPORT

TEST REPORT NO.: ETS/2023/05/950-1

DATE OF REPORT: 31.05.2023

AMBIENT AIR QUALITY MONITORING AND ANALYSIS REPORT

Name And Address of Customer : M/s, The Prompt Enterprises Pvt Ltd, Village Dhatir & Dudhota, Tehsil & District Palwal, Haryana

Analysis Start Date : 03.03.2023
 Analysis End Date : 31.05.2023
 Sampling Done By : ETS STAFF
 Sampling Location : AAQ- 1, Project site (Lat. - 28°12'9.69"N; Long - 77°15'40.39"E)

Sampling Method : ETS/STP/AIR-01
 Sampling Machine Placed At Height : 1.5 METER FROM GROUND LEVEL

Test Parameters			Particulate Matter(PM10)	Particulate Matter(PM2.5)	Sulphur Dioxide(SO2)	Nitrogen Dioxide(NO2)	Carbon Monoxide(CO)
Unit			µg/m3	µg/m3	µg/m3	µg/m3	mg/m3
Limit (as Per CPCB)			24 Hrs =100	24 Hrs =80	24 Hrs =80	24 Hrs =80	1 Hrs =4
Test Method			IS 5182(P-23)	IS 5182(P-24)	IS: 5182(P-2)	IS: 5182(P-6)	IS 5182 (P-10)
Sl.N.	Monitoring Date	Sample ID	Test Results				
1	01.03.2023	ETS/TP-0001	94.3	55.6	7.5	12.3	0.66
2	05.03.2023	ETS/TP-0009	89.8	53.0	8.1	10.8	0.81
3	08.03.2023	ETS/TP-0017	91.6	53.1	7.3	12.8	0.64
4	12.03.2023	ETS/TP-0025	88.8	50.6	8.0	11.5	0.98
5	15.03.2023	ETS/TP-0033	96.5	56.0	8.7	13.5	0.68
6	19.03.2023	ETS/TP-0041	86.9	48.7	7.8	11.3	0.61
7	22.03.2023	ETS/TP-0049	85.1	55.2	8.6	13.3	0.67
8	26.03.2023	ETS/TP-0057	92.1	52.5	7.4	10.1	0.64
9	02.04.2023	ETS/TP-0065	88.4	49.5	7.1	10.6	0.97
10	05.04.2023	ETS/TP-0073	91.0	52.8	7.3	11.8	0.55
11	09.04.2023	ETS/TP-0081	96.8	55.2	8.7	10.6	0.68
12	12.04.2023	ETS/TP-0089	88.1	52.0	9.7	11.5	0.79
13	16.04.2023	ETS/TP-0097	88.5	52.2	7.1	11.5	0.80
14	19.04.2023	ETS/TP-0105	85.7	50.8	6.9	10.3	0.94
15	23.04.2023	ETS/TP-0113	97.5	56.6	8.8	11.7	0.88
16	26.04.2023	ETS/TP-0121	86.8	49.5	8.7	10.4	0.78
17	01.05.2023	ETS/TP-0129	87.8	51.8	7.9	10.5	0.70
18	05.05.2023	ETS/TP-0137	90.3	53.3	6.1	10.8	0.99
19	08.05.2023	ETS/TP-0145	97.1	55.3	7.8	13.6	0.87
20	12.05.2023	ETS/TP-0153	91.9	52.4	8.3	10.1	0.64
21	15.05.2023	ETS/TP-0161	85.8	48.9	7.7	12.0	0.69
22	19.05.2023	ETS/TP-0169	97.6	57.6	7.8	12.7	1.07
23	22.05.2023	ETS/TP-0177	90.3	53.3	8.1	11.7	0.63
24	26.05.2023	ETS/TP-0185	91.2	53.8	8.2	11.9	1.00
Minimum			85.7	48.7	6.9	10.1	0.55
Maximum			97.6	57.6	9.7	13.6	1.07
Average			91.2	52.9	8.0	11.6	0.78
98 Percentile			97.6	57.1	9.3	13.6	1.04

FOR ENVIRO-TECH SERVICES

For ENVIRO-TECH SERVICES *****End of Test Report*****

- Note- CHECKED BY:
1. Test reports without ETS LAB HOLOGRAM are not issued by our laboratory.
 2. The results indicated only refer to the tested samples and listed applicable parameters.
 3. No complaint will be entertained if received after 7 days of issue of test report.
 4. Our liability is limited to invoice value only.
 5. The sample shall be destroyed after 15 days & Biological / Perishable sample shall be destroyed immediately after issue of test report.
 6. This test report shall not be used in any advertising media or as evidence in the court of Law without prior written permission of the laboratory.

AUTHORIZED SIGNATORY
Quality Manager



ENVIRO-TECH SERVICES

An Analytical Laboratory



(A GOVERNMENT APPROVED LAB)

Plot No. 1/32, S.S. of G.T. Road Industrial Area, Ghaziabad (U.P.) - 201001

email : etslab2012@gmail.com | Website : www.etslab.in | Ph. 9911516076, 9811736063

TEST REPORT

TEST REPORT NO : ETS/2023/05/950-2

DATE OF REPORT : 31.05.2023

AMBIENT AIR QUALITY MONITORING AND ANALYSIS REPORT

Name And Address of Customer : M/s, The Prompt Enterprises Pvt Ltd , Village Dhatir & Dudhola, Tehsil & District Palwal, Haryana

Analysis Start Date : 03.03.2023
 Analysis End Date : 31.05.2023
 Sampling Done By : ETS STAFF
 Sampling Location : AAQ- 2, Shri Vishwakarma Skill University, (Lat.- 28°11'55.53"N, Long.- 77°17'13.80"E)
 Sampling Method : ETS/STP/AIR-01
 Sampling Machine Placed At Height : 1.5 METER FROM GROUND LEVEL

Test Parameters			Particulate Matter(PM10)	Particulate Matter(PM2.5)	Sulphur Dioxide(SO2)	Nitrogen Dioxide(NO2)	Carbon Monoxide(CO)
Unit			µg/m3	µg/m3	µg/m3	µg/m3	mg/m3
Limit (as Per CPCB)			24 Hrs.=100	24 Hrs.=60	24 Hrs.=80	24 Hrs.=80	1 Hrs.=4
Test Method			IS 5182(P-23)	IS 5182(P-24)	IS 5182(P-2)	IS 5182(P-6)	IS 5182 (P-10)
Sl.N.	Monitoring Date	Sample ID	Test Results				
1	03.03.2023	ETS/TP-0002	82.6	40.5	6.6	10.7	0.50
2	07.03.2023	ETS/TP-0010	78.1	46.1	7.0	9.4	0.70
3	09.03.2023	ETS/TP-0018	79.9	46.3	8.4	11.2	0.56
4	14.03.2023	ETS/TP-0026	77.1	43.9	6.9	10.0	0.85
5	17.03.2023	ETS/TP-0034	84.8	49.2	7.6	11.9	0.59
6	21.03.2023	ETS/TP-0042	75.2	42.1	6.8	9.8	0.53
7	24.03.2023	ETS/TP-0050	83.4	48.4	7.5	11.7	0.58
8	28.03.2023	ETS/TP-0058	80.4	45.8	6.4	8.8	0.56
9	04.04.2023	ETS/TP-0066	76.7	43.0	6.1	9.2	0.84
10	07.04.2023	ETS/TP-0074	79.3	46.0	6.3	10.3	0.48
11	11.04.2023	ETS/TP-0082	85.1	48.5	7.7	9.4	0.60
12	14.04.2023	ETS/TP-0090	76.4	45.1	8.4	9.9	0.69
13	18.04.2023	ETS/TP-0098	76.8	45.3	6.1	10.0	0.69
14	20.04.2023	ETS/TP-0106	74.0	43.7	5.9	8.9	0.51
15	25.04.2023	ETS/TP-0114	85.8	49.8	7.7	10.3	0.77
16	28.04.2023	ETS/TP-0122	75.1	42.8	7.5	9.0	0.68
17	03.05.2023	ETS/TP-0130	76.1	44.9	6.8	9.1	0.61
18	07.05.2023	ETS/TP-0138	78.6	46.4	7.1	9.4	0.86
19	09.05.2023	ETS/TP-0146	85.4	48.7	6.8	12.0	0.77
20	14.05.2023	ETS/TP-0154	80.2	45.7	7.2	8.8	0.56
21	17.05.2023	ETS/TP-0162	74.1	42.2	6.7	10.4	0.59
22	21.05.2023	ETS/TP-0170	85.9	50.7	6.9	11.2	0.94
23	24.05.2023	ETS/TP-0178	78.6	46.4	7.1	10.2	0.55
24	28.05.2023	ETS/TP-0186	79.5	46.9	7.2	10.3	0.87
Minimum			74.0	40.5	5.9	8.8	0.48
Maximum			85.9	50.7	8.4	12.0	0.94
Average			79.5	45.8	7.0	10.1	0.67
98 Percentile			85.9	50.3	8.1	11.9	0.91

FOR ENVIRO-TECH SERVICES

For ENVIRO-TECH SERVICES

Note:-

CHECKED BY

1. Test reports without ETS LAB HOLOGRAM are not issued by our laboratory.
2. The results indicated only refer to the tested samples and listed applicable parameters.
3. No complaint will be entertained if received after 7 days of issue of test report.
4. Our liability is limited to invoice value only.
5. The sample shall be destroyed after 15 days & Biological / Perishable sample shall be destroyed immediately after issue of test report.
6. This test report shall not be used in any advertising media or as evidence in the court of Law without prior written permission of the laboratory.

MR. ANIL K. RAJ
 AUTHORIZED SIGNATORY
 Quality Manager



ETS-LAB

ENVIRO-TECH SERVICES

An Analytical Laboratory

(A GOVERNMENT APPROVED LAB)



ISO 45001

Plot No. 1/32, S.S. of G.T. Road Industrial Area, Ghaziabad (U.P.) - 201001

email : etslab2012@gmail.com | Website : www.etslab.in | Ph.: 9911516076, 9811736063

TEST REPORT

TEST REPORT NO.: ETS/2023/05/950-3

DATE OF REPORT: 31 05 2023

AMBIENT AIR QUALITY MONITORING AND ANALYSIS REPORT

Name And Address of Customer : M/s. The Prompt Enterprises Pvt Ltd , Village Dhatir & Dudhola, Tehsil & District Palwal, Haryana

Analysis Start Date : 03.03.2023
 Analysis End Date : 31.05.2023
 Sampling Done By : ETS STAFF
 Sampling Location : AAQ- 3,B M Model School Dudhola, Palwal,(Lat - 28°12'32.17"N,Long - 77°15'56.84"E)
 Sampling Method : ETS/STP/AIR-01
 Sampling Machine Placed At Height : 1.5 METER FROM GROUND LEVEL

Test Parameters			Particulate Matter(PM10)	Particulate Matter(PM2.5)	Sulphur Dioxide(SO2)	Nitrogen Dioxide(NO2)	Carbon Monoxide(CO)
Unit			µg/m3	µg/m3	µg/m3	µg/m3	mg/m3
Limit (as Per CPCB)			24 Hrs =100	24 Hrs =60	24 Hrs =80	24 Hrs =80	1 Hrs =4
Test Method			IS 5182(P-23)	IS 5182(P-24)	IS: 5182(P-2)	IS: 5182(P-6)	IS 5182 (P-10)
S.N.	Monitoring Date	Sample ID	Test Results				
1	01.03.2023	ETS/TP-0003	80.6	39.5	6.4	10.5	0.48
2	05.03.2023	ETS/TP-0011	76.1	44.9	6.8	9.1	0.68
3	08.03.2023	ETS/TP-0019	77.9	45.2	6.2	10.9	0.55
4	12.03.2023	ETS/TP-0027	75.1	42.8	6.8	9.8	0.83
5	15.03.2023	ETS/TP-0035	82.8	48.0	7.5	11.6	0.58
6	19.03.2023	ETS/TP-0043	73.2	41.0	6.6	9.5	0.51
7	22.03.2023	ETS/TP-0051	81.4	47.2	7.3	11.4	0.57
8	26.03.2023	ETS/TP-0059	78.4	44.7	6.3	8.5	0.55
9	02.04.2023	ETS/TP-0067	74.7	41.8	6.0	9.0	0.82
10	05.04.2023	ETS/TP-0075	77.3	44.8	6.2	10.0	0.46
11	09.04.2023	ETS/TP-0083	83.1	47.4	7.5	9.1	0.58
12	12.04.2023	ETS/TP-0091	74.4	43.9	8.2	9.7	0.67
13	16.04.2023	ETS/TP-0099	74.8	44.1	6.0	9.7	0.67
14	19.04.2023	ETS/TP-0107	72.0	42.5	5.8	8.5	0.79
15	23.04.2023	ETS/TP-0115	83.8	48.6	7.5	10.1	0.75
16	26.04.2023	ETS/TP-0123	73.1	41.7	7.3	8.8	0.66
17	01.05.2023	ETS/TP-0131	74.1	43.7	6.7	8.9	0.59
18	05.05.2023	ETS/TP-0139	76.6	45.2	6.9	9.2	0.84
19	08.05.2023	ETS/TP-0147	83.4	47.5	6.7	11.7	0.75
20	12.05.2023	ETS/TP-0155	78.2	44.6	7.0	8.6	0.55
21	15.05.2023	ETS/TP-0163	72.1	41.1	6.5	10.1	0.56
22	19.05.2023	ETS/TP-0171	83.9	49.5	6.7	10.9	0.92
23	22.05.2023	ETS/TP-0179	78.6	42.1	6.9	10.0	0.54
24	26.05.2023	ETS/TP-0187	77.5	45.7	7.0	10.1	0.85
Minimum			72.0	39.5	5.8	8.6	0.46
Maximum			83.9	49.5	8.2	11.7	0.92
Average			77.5	44.5	6.8	9.8	0.66
98 Percentile			83.9	49.1	7.9	11.6	0.89

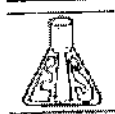
FOR ENVIRO-TECH SERVICES

****End of Test Report****

For ENVIRO-TECH SERVICES

- Note:-
1. Test reports without ETS LAB LOGOGRAM are not issued by our laboratory.
 2. The results indicated only refer to the tested samples and listed applicable parameters.
 3. No complaint will be entertained if received after 7 days of issue of test report.
 4. Our liability is limited to invoice value only.
 5. The sample shall be destroyed after 15 days & Biological / Perishable sample shall be destroyed immediately after issue of test report.
 6. This test report shall not be used in any advertising media or as evidence in the court of Law without prior written permission of the laboratory.

AUTHORIZED SIGNATORY
Quantity Manager



ETS-LAB

ENVIRO-TECH SERVICES

An Analytical Laboratory



ISO 45001

(A GOVERNMENT APPROVED LAB)

Plot No. 1/32, S.S. of G.T. Road Industrial Area, Ghaziabad (U.P.) - 201001

email : etslab2012@gmail.com | Website : www.etslab.in | Ph: 9911516076, 9811736063

TEST REPORT

TEST REPORT NO.: ETS/2023/05/950-4

DATE OF REPORT: 31.05.2023

AMBIENT AIR QUALITY MONITORING AND ANALYSIS REPORT

Name And Address of Customer : M/s. The Prompt Enterprises Pvt Ltd, Village Dhatir & Dudhola, Tehsil & District Palwal, Haryana

Analysis Start Date : 03.03.2023
 Analysis End Date : 31.05.2023
 Sampling Done By : ETS STAFF
 Sampling Location : AAQ- 4: Baba Saidpur wale Temple, (Lat. - 28°13'18.77"N; Long. - 77°14'11.68"E)
 Sampling Method : ETS/STP/AIR-01
 Sampling Machine Placed At Height : 1.5 METER FROM GROUND LEVEL

Test Parameters			Particulate Matter (PM10)	Particulate Matter (PM2.5)	Sulphur Dioxide (SO ₂)	Nitrogen Dioxide (NO ₂)	Carbon Monoxide (CO)
Unit			µg/m ³	µg/m ³	µg/m ³	µg/m ³	mg/m ³
Limit (as Per CPCB)			24 Hrs. = 100	24 Hrs. = 60	24 Hrs. = 80	24 Hrs. = 80	1 Hrs. = 4
Test Method			IS 5182(P-23)	IS 5182(P-24)	IS: 5182(P-2)	IS: 5182(P-6)	IS 5182 (P-10)
S/N.	Monitoring Date	Sample ID	Test Results				
1	03.03.2023	ETS/TP-0004	81.6	40.0	6.5	10.6	0.49
2	07.03.2023	ETS/TP-0012	77.1	45.5	6.9	9.3	0.69
3	09.03.2023	ETS/TP-0020	78.9	45.8	6.3	11.0	0.55
4	14.03.2023	ETS/TP-0028	76.1	43.4	6.8	9.9	0.64
5	17.03.2023	ETS/TP-0036	83.8	48.6	7.5	11.7	0.59
6	21.03.2023	ETS/TP-0044	74.2	41.6	6.7	9.6	0.52
7	24.03.2023	ETS/TP-0052	82.4	47.8	7.4	11.5	0.58
8	28.03.2023	ETS/TP-0060	79.4	45.3	6.4	8.7	0.56
9	04.04.2023	ETS/TP-0068	75.7	42.4	6.1	9.1	0.83
10	07.04.2023	ETS/TP-0076	78.3	45.4	6.3	10.2	0.47
11	11.04.2023	ETS/TP-0084	84.1	47.9	7.6	9.3	0.59
12	14.04.2023	ETS/TP-0092	75.4	44.5	8.3	9.8	0.68
13	18.04.2023	ETS/TP-0100	75.8	44.7	6.1	9.9	0.68
14	20.04.2023	ETS/TP-0108	73.0	43.1	5.9	9.8	0.80
15	25.04.2023	ETS/TP-0116	84.8	49.2	7.6	10.2	0.76
16	28.04.2023	ETS/TP-0124	74.1	42.2	7.4	8.9	0.67
17	03.05.2023	ETS/TP-0132	75.1	44.3	6.8	9.0	0.60
18	07.05.2023	ETS/TP-0140	77.6	45.9	7.0	9.3	0.85
19	09.05.2023	ETS/TP-0148	84.4	48.1	6.8	11.8	0.76
20	14.05.2023	ETS/TP-0156	79.2	45.1	7.1	8.7	0.55
21	17.05.2023	ETS/TP-0164	73.1	41.7	6.6	10.2	0.58
22	21.05.2023	ETS/TP-0172	84.9	50.1	6.8	11.0	0.93
23	24.05.2023	ETS/TP-0180	77.6	40.4	7.0	10.1	0.54
24	28.05.2023	ETS/TP-0188	78.5	46.3	7.1	10.2	0.86
Minimum			73.0	40.0	5.8	8.7	0.47
Maximum			84.9	50.1	8.3	11.8	0.93
Average			78.5	45.0	6.9	10.0	0.67
98 Percentile			84.9	49.7	8.0	11.8	0.90

FOR ENVIRO-TECH SERVICES

For ENVIRO-TECH SERVICES

Notes:-

CHECKED BY

- Test reports without ETS LAB HOLOGRAM are not issued by our laboratory.
- The results indicated only refer to the tested samples and listed applicable parameters.
- No complaint will be entertained if received after 7 days of issue of test report.
- Our liability is limited to invoice value only.
- The sample shall be destroyed after 15 days & Biological / Perishable sample shall be destroyed immediately after issue of test report.
- This test report shall not be used in any advertising media or as evidence in the court of Law without prior written permission of the laboratory.

M. RAJ
AUTHORIZED SIGNATORY



ENVIRO-TECH SERVICES

An Analytical Laboratory



ISO 45001

(A GOVERNMENT APPROVED LAB)

Plot No. 1/32, S.S. of G.T. Road Industrial Area, Ghaziabad (U.P.) - 201001

email : etslab2012@gmail.com | Website : www.etslab.in | Ph.: 9911516076, 9811736063

TEST REPORT

TEST REPORT NO.: ETS/2023/05/950-5

DATE OF REPORT: 31.05.2023

AMBIENT AIR QUALITY MONITORING AND ANALYSIS REPORT

Name And Address of Customer : M/s, The Prompt Enterprises Pvt Ltd , Village Dhatir & Dudhola, Tehsil & District Palwal, Haryana

Analysis Start Date : 03.03.2023
 Analysis End Date : 31.05.2023
 Sampling Done By : ETS STAFF
 Sampling Location : AAQ- 5, Arogyam, (Lat - 28°12'47.53"N, Long - 77°14'10.71"E)

Sampling Method : ETS/STP/AIR-01
 Sampling Machine Placed At Height : 1.5 METER FROM GROUND LEVEL

Test Parameters			Particulate Matter (PM10)	Particulate Matter (PM2.5)	Sulphur Dioxide (SO2)	Nitrogen Dioxide (NO2)	Carbon Monoxide (CO)
Unit			µg/m3	µg/m3	µg/m3	µg/m3	mg/m3
Limit (as Per CPCB)			24 Hrs =100	24 Hrs =60	24 Hrs =80	24 Hrs =80	1 Hrs =4
Test Method			IS 5182(P-23)	IS 5182(P-24)	IS 5182(P-2)	IS 5182(P-6)	IS 5182 (P-10)
S.N.	Monitoring Date	Sample ID	Test Results				
1	01.03.2023	ETS/TP-0005	79.6	39.0	6.4	10.3	0.48
2	05.03.2023	ETS/TP-0013	75.1	44.3	6.8	9.9	0.68
3	08.03.2023	ETS/TP-0021	76.9	44.8	6.2	10.8	0.54
4	12.03.2023	ETS/TP-0029	74.1	42.2	6.7	9.6	0.82
5	15.03.2023	ETS/TP-0037	81.8	47.4	7.4	11.5	0.57
6	19.03.2023	ETS/TP-0045	72.2	40.4	6.5	9.4	0.51
7	22.03.2023	ETS/TP-0053	80.4	46.6	7.2	11.3	0.56
8	26.03.2023	ETS/TP-0061	77.4	44.1	6.2	8.5	0.54
9	02.04.2023	ETS/TP-0069	73.7	41.3	5.9	8.8	0.81
10	05.04.2023	ETS/TP-0077	76.3	44.2	6.1	9.9	0.46
11	09.04.2023	ETS/TP-0085	82.1	46.8	7.4	9.0	0.57
12	12.04.2023	ETS/TP-0093	73.4	43.3	8.1	9.5	0.66
13	16.04.2023	ETS/TP-0101	73.8	43.5	5.9	9.6	0.66
14	19.04.2023	ETS/TP-0109	71.0	41.9	5.7	8.5	0.78
15	23.04.2023	ETS/TP-0117	82.8	46.0	7.5	9.9	0.75
16	26.04.2023	ETS/TP-0125	72.1	41.1	7.2	8.7	0.65
17	01.05.2023	ETS/TP-0133	73.1	43.1	6.6	8.8	0.58
18	05.05.2023	ETS/TP-0141	75.6	44.6	6.8	9.1	0.83
19	08.05.2023	ETS/TP-0149	82.4	47.0	6.6	11.5	0.74
20	12.05.2023	ETS/TP-0157	77.2	44.0	6.9	8.5	0.54
21	15.05.2023	ETS/TP-0165	71.1	40.5	6.4	10.0	0.57
22	19.05.2023	ETS/TP-0173	82.9	46.9	6.6	10.8	0.91
23	22.05.2023	ETS/TP-0181	75.6	40.1	6.8	9.8	0.53
24	26.05.2023	ETS/TP-0189	76.5	45.1	6.9	9.9	0.64
Minimum			71.0	39.0	5.7	8.5	0.46
Maximum			82.9	48.9	8.1	11.5	0.91
Average			76.5	43.8	6.7	9.7	0.65
98 Percentile			82.9	46.5	7.8	11.5	0.88

FOR ENVIRO-TECH SERVICES

*****End of Test Report*****
 For ENVIRO-TECH SERVICES

Note:-

CHECKED BY

1. Test reports without ETS LAB HOLOGRAM are not issued by our laboratory.
2. The results indicated only refer to the tested samples and listed applicable parameters.
3. No complaint will be entertained if received after 7 days of issue of test report.
4. Our liability is limited to invoice value only.
5. The sample shall be destroyed after 15 days & Biological / Perishable sample shall be destroyed immediately after issue of test report.
6. This test report shall not be used in any advertising media or as evidence in the court of Law without prior written permission of the laboratory.

AUTHORIZED SIGNATORY
 Quality Manager



ETS-LAB

ENVIRO-TECH SERVICES

An Analytical Laboratory

(A GOVERNMENT APPROVED LAB)



ISO 45001

Plot No. 1/32, S.S. of G.T. Road Industrial Area, Ghaziabad (U.P.) - 201001

email : etstab2012@gmail.com | Website : www.etslab.in | Ph.: 9911516076, 9911730063

TEST REPORT

TEST REPORT NO: ETS/2023/05/950-6

DATE OF REPORT: 31.05.2023

AMBIENT AIR QUALITY MONITORING AND ANALYSIS REPORT

Name And Address of Customer : M/s. The Prompt Enterprises Pvt Ltd, Village Dhatir & Dudhola, Tehsil & District Palwal, Haryana

Analysis Start Date : 03.03.2023
 Analysis End Date : 31.05.2023
 Sampling Done By : ETS STAFF
 Sampling Location : AAQ- 6; B P Mushroom Farm, Dhatir. (Lat - 28°12'22.87"N; Long - 77°14'56.03"E)
 Sampling Method : ETS/STP/AIR-01
 Sampling Machine Placed At Height : 1.5 METER FROM GROUND LEVEL

Test Parameters			Particulate Matter(PM10)	Particulate Matter(PM2.5)	Sulphur Dioxide(SO2)	Nitrogen Dioxide(NO2)	Carbon Monoxide(CO)
Unit			µg/m3	µg/m3	µg/m3	µg/m3	mg/m3
Limit (as Per CPCB)			24 Hrs.=100	24 Hrs.=60	24 Hrs.=80	24 Hrs.=80	1 Hrs.=4
Test Method			IS 5182(P-23)	IS 5182(P-24)	IS: 5182(P-2)	IS: 5182(P-6)	IS 5182 (P-10)
S/LN.	Monitoring Date	Sample ID	Test Results				
1	03.03.2023	ETS/TP-0006	87.8	42.9	7.0	11.4	0.53
2	07.03.2023	ETS/TP-0014	83.1	49.0	7.5	10.0	0.75
3	09.03.2023	ETS/TP-0022	84.9	49.2	6.8	11.9	0.59
4	14.03.2023	ETS/TP-0030	82.1	46.8	7.4	10.7	0.90
5	17.03.2023	ETS/TP-0038	89.8	52.1	8.1	12.6	0.63
6	21.03.2023	ETS/TP-0046	80.2	44.9	7.2	10.4	0.56
7	24.03.2023	ETS/TP-0054	88.4	51.3	8.0	12.4	0.62
8	28.03.2023	ETS/TP-0062	85.4	48.7	6.6	9.4	0.60
9	04.04.2023	ETS/TP-0070	81.7	45.8	6.5	9.8	0.90
10	07.04.2023	ETS/TP-0078	84.3	48.9	6.7	11.0	0.51
11	11.04.2023	ETS/TP-0086	90.1	51.4	8.1	9.9	0.63
12	14.04.2023	ETS/TP-0094	81.4	48.0	9.0	10.6	0.73
13	18.04.2023	ETS/TP-0102	81.8	48.3	6.5	10.6	0.74
14	20.04.2023	ETS/TP-0110	79.0	46.6	6.3	9.5	0.87
15	25.04.2023	ETS/TP-0118	90.8	52.7	8.2	10.9	0.82
16	28.04.2023	ETS/TP-0126	80.1	45.7	8.0	9.6	0.72
17	03.05.2023	ETS/TP-0134	81.1	47.8	7.3	9.7	0.65
18	07.05.2023	ETS/TP-0142	83.6	49.3	7.5	10.0	0.92
19	09.05.2023	ETS/TP-0150	90.4	51.5	7.2	12.7	0.81
20	14.05.2023	ETS/TP-0158	85.2	48.6	7.7	9.4	0.60
21	17.05.2023	ETS/TP-0166	79.1	45.1	7.1	11.1	0.83
22	21.05.2023	ETS/TP-0174	90.9	53.6	7.3	11.8	1.00
23	24.05.2023	ETS/TP-0182	83.6	43.5	7.5	10.9	0.59
24	28.05.2023	ETS/TP-0190	84.5	49.9	7.6	11.0	0.93
Minimum			79.0	42.9	6.3	9.4	0.51
Maximum			90.9	53.6	9.0	12.7	1.00
Average			84.5	48.4	7.4	10.7	0.72
98 Percentile			90.9	53.2	8.6	12.6	0.97

FOR ENVIRO-TECH SERVICES

For ENVIRO-TECH SERVICES *****End of Test Report*****

CHECKED BY

AUTHORIZED SIGNATORY
Quality Manager

- Note:-
1. Test reports without ETS LAB HOLOGRAM are not issued by our laboratory.
 2. The results indicated only refer to the tested samples and listed applicable parameters.
 3. No complaint will be entertained if received after 7 days of issue of test report.
 4. Our liability is limited to invoice value only.
 5. The sample shall be destroyed after 15 days & Biological / Perishable sample shall be destroyed immediately after issue of test report.
 6. This test report shall not be used in any advertising media or as evidence in the court of Law without prior written permission of the laboratory.



ENVIRO-TECH SERVICES

An Analytical Laboratory



(A GOVERNMENT APPROVED LAB)

Plot No. 1/32, S.S. of G.T. Road Industrial Area, Ghaziabad (U.P.) - 201001

email : etslab2012@gmail.com | Website : www.etslab.in | Ph: 9911516076, 9811736063

TEST REPORT

TEST REPORT NO: ETS/2023/05/950-7

DATE OF REPORT: 31.05.2023

AMBIENT AIR QUALITY MONITORING AND ANALYSIS REPORT

Name And Address of Customer : Mrs. The Prompt Enterprises Pvt Ltd, Village Dhatir & Dudhola, Tehsil & District Palwal, Haryana

Analysis Start Date : 03.03.2023
 Analysis End Date : 31.05.2023
 Sampling Done By : ETS STAFF
 Sampling Location : AAQ- 7,MS Hospital Dhatir (Lat - 28°11'22 59"N,Long - 77°14'43.21"E)

Sampling Method : ETS/STP/AIR-01
 Sampling Machine Placed At Height : 1.5 METER FROM GROUND LEVEL

Test Parameters			Particulate Matter(PM10)	Particulate Matter(PM2.5)	Sulphur Dioxide(SO2)	Nitrogen Dioxide(NO2)	Carbon Monoxide(CO)
Unit			µg/m3	µg/m3	µg/m3	µg/m3	mg/m3
Limit (as Per CPCB)			24 Hrs =100	24 Hrs =60	24 Hrs =80	24 Hrs =80	1 Hrs =4
Test Method			IS 5182(P-23)	IS 5182(P-24)	IS: 5182(P-2)	IS: 5182(P-6)	IS 5182 (P-10)
Sl.N.	Monitoring Date	Sample ID	Test Results				
1	01.03.2023	ETS/TP-0007	68.6	43.4	7.1	11.5	0.53
2	05.03.2023	ETS/TP-0015	84.1	49.6	7.6	10.1	0.76
3	08.03.2023	ETS/TP-0023	85.9	49.8	6.9	12.0	0.60
4	12.03.2023	ETS/TP-0031	83.1	47.4	7.5	10.8	0.91
5	15.03.2023	ETS/TP-0039	90.8	52.7	8.2	12.7	0.64
6	19.03.2023	ETS/TP-0047	81.2	45.5	7.3	10.6	0.57
7	22.03.2023	ETS/TP-0055	89.4	51.9	8.0	12.5	0.63
8	26.03.2023	ETS/TP-0063	86.4	49.2	6.9	9.5	0.60
9	02.04.2023	ETS/TP-0071	82.7	46.3	6.6	9.9	0.91
10	05.04.2023	ETS/TP-0079	85.3	49.4	6.8	11.1	0.51
11	09.04.2023	ETS/TP-0087	91.1	51.9	8.2	10.0	0.64
12	12.04.2023	ETS/TP-0095	82.4	48.6	9.1	10.7	0.74
13	16.04.2023	ETS/TP-0103	82.8	48.9	6.6	10.8	0.75
14	19.04.2023	ETS/TP-0111	80.0	47.2	6.4	9.6	0.88
15	23.04.2023	ETS/TP-0119	91.8	53.2	8.3	11.0	0.83
16	26.04.2023	ETS/TP-0127	81.1	46.2	8.1	9.7	0.73
17	01.05.2023	ETS/TP-0135	82.1	48.4	7.4	9.9	0.66
18	05.05.2023	ETS/TP-0143	84.6	49.9	7.6	10.2	0.93
19	08.05.2023	ETS/TP-0151	91.4	52.1	7.3	12.8	0.82
20	12.05.2023	ETS/TP-0159	95.2	49.1	7.8	9.5	0.60
21	15.05.2023	ETS/TP-0167	80.1	45.7	7.2	11.2	0.64
22	19.05.2023	ETS/TP-0175	91.9	54.2	7.4	11.9	1.01
23	22.05.2023	ETS/TP-0183	84.6	48.2	7.6	11.0	0.59
24	26.05.2023	ETS/TP-0191	85.5	50.4	7.7	11.1	0.94
Minimum			80.0	43.4	6.4	9.5	0.51
Maximum			91.9	54.2	9.1	12.8	1.01
Average			85.5	49.1	7.5	10.8	0.73
98 Percentile			91.9	53.8	8.7	12.8	0.98

FOR ENVIRO-TECH SERVICES

For ENVIRO-TECH SERVICES *****End of Test Report*****

Note: CHECKED BY

1. Test reports without ETS LAB HOLOGRAM are not issued by our laboratory.
2. The results indicated only refer to the tested samples and listed applicable parameters.
3. No complaint will be entertained if received after 7 days of issue of test report.
4. Our liability is limited to invoice value only.
5. The sample shall be destroyed after 15 days & Biological / Perishable sample shall be destroyed immediately after issue of test report.
6. This test report shall not be used in any advertising media or as evidence in the court of Law without prior written permission of the laboratory.

AUTHORIZED SIGNATORY
Quality Manager



ETS-LAB

ENVIRO-TECH SERVICES

An Analytical Laboratory

(A GOVERNMENT APPROVED LAB)



ISO 45001

Plot No. 1/32, S.S. of G.T. Road Industrial Area, Ghaziabad (U.P.) - 201001

email : etslab2012@gmail.com | Website : www.etslab.in | Ph. 9911516076, 9811736063

TEST REPORT

TEST REPORT NO.: ETS/2023/05/950-8

DATE OF REPORT: 31.05.2023

AMBIENT AIR QUALITY MONITORING AND ANALYSIS REPORT

Name And Address of Customer : M/s. The Prompt Enterprises Pvt Ltd, Village Dhatir & Dudhola, Tehsil & District Palwal, Haryana

Analysis Start Date : 03.03.2023
 Analysis End Date : 31.05.2023
 Sampling Done By : ETS STAFF
 Sampling Location : AAQ- 8Bharat Public School, Dudhola, (Lat. - 28°11'39.89"N; Long. - 77°16'37.86"E

Sampling Method : ETS/STP/AIR-01
 Sampling Machine Placed At Height : 1.5 METER FROM GROUND LEVEL

Test Parameters			Particulate Matter(PM10)	Particulate Matter(PM2.5)	Sulphur Dioxide(SO2)	Nitrogen Dioxide(NO2)	Carbon Monoxide(CO)
Unit			µg/m ³	µg/m ³	µg/m ³	µg/m ³	mg/m ³
Limit (as Per CPCB)			24 Hrs.=100	24 Hrs.=60	24 Hrs.=80	24 Hrs.=80	1 Hrs.=4
Test Method			IS 5182(P-23)	IS 5182(P-24)	IS: 5182(P-2)	IS: 5182(P-6)	IS 5182 (P 10)
Sl.N.	Monitoring Date	Sample ID	Test Results				
1	01.03.2023	ETS/TP-0008	89.0	43.6	7.1	11.6	0.53
2	05.03.2023	ETS/TP-0016	84.5	49.9	7.8	10.1	0.76
3	08.03.2023	ETS/TP-0024	86.3	50.1	6.9	12.1	0.60
4	12.03.2023	ETS/TP-0032	83.5	47.6	7.5	10.9	0.92
5	15.03.2023	ETS/TP-0040	91.2	52.9	8.2	12.8	0.64
6	19.03.2023	ETS/TP-0048	81.6	45.7	7.3	10.6	0.57
7	22.03.2023	ETS/TP-0056	89.8	52.1	8.1	12.8	0.63
8	26.03.2023	ETS/TP-0064	86.8	49.5	6.9	9.5	0.61
9	02.04.2023	ETS/TP-0072	83.1	46.5	6.6	10.0	0.91
10	05.04.2023	ETS/TP-0080	85.7	49.7	6.9	11.1	0.51
11	09.04.2023	ETS/TP-0088	91.5	52.2	8.2	10.1	0.64
12	12.04.2023	ETS/TP-0096	82.8	48.9	9.1	10.6	0.75
13	16.04.2023	ETS/TP-0104	83.2	49.1	6.7	10.8	0.75
14	19.04.2023	ETS/TP-0112	80.4	47.4	6.4	9.6	0.88
15	23.04.2023	ETS/TP-0120	92.2	53.5	8.3	11.1	0.83
16	26.04.2023	ETS/TP-0128	81.5	46.5	8.2	9.8	0.73
17	01.05.2023	ETS/TP-0136	82.5	48.7	7.4	9.9	0.66
18	05.05.2023	ETS/TP-0144	85.0	50.2	7.7	10.2	0.94
19	08.05.2023	ETS/TP-0152	91.8	52.3	7.3	12.9	0.83
20	12.05.2023	ETS/TP-0160	86.6	49.4	7.8	9.5	0.61
21	15.05.2023	ETS/TP-0168	80.5	45.9	7.2	11.3	0.64
22	19.05.2023	ETS/TP-0176	92.3	54.5	7.4	12.0	1.02
23	22.05.2023	ETS/TP-0184	85.0	47.6	7.7	11.1	0.60
24	26.05.2023	ETS/TP-0192	85.9	50.7	7.7	11.2	0.94
Minimum			80.4	43.6	6.4	9.5	0.51
Maximum			92.3	54.5	9.1	12.9	1.02
Average			85.9	49.3	7.5	10.9	0.73
98 Percentile			92.3	54.0	8.7	12.8	0.98

FOR ENVIRO-TECH SERVICES

*****End of Test Report*****
For ENVIRO-TECH SERVICES

Note:-

CHECKED BY

- Test reports without ETS LAB HOLOGRAM are not issued by our laboratory.
- The results indicated only refer to the tested samples and listed applicable parameters.
- No complaint will be entertained if received after 7 days of issue of test report.
- Our liability is limited to invoice value only.
- The sample shall be destroyed after 15 days & Biological / Perishable sample shall be destroyed immediately after issue of test report.
- This test report shall not be used in any advertising media or as evidence in the court of Law without prior written permission of the laboratory.

AUTHORIZED SIGNATORY
Quality Manager



ETS-LAB

ENVIRO-TECH SERVICES

An Analytical Laboratory

(A GOVERNMENT APPROVED LAB)



ISO 45001

Plot No. 1/32, S.S. of G.T. Road Industrial Area, Ghaziabad (U.P.) - 201001

email : etslab2012@gmail.com | Website : www.etslab.in | Ph: 9011516076 8811746063



TEST REPORT

TEST REPORT NO.: ETS/3465-1/04/2023

DATE OF REPORT 12 04 2023

STACK EMISSION MONITORING AND ANALYSIS REPORT

Name And Address of Customer : M/S THE PROMPT ENTERPRISES PVT LTD
VILLAGE DHATIR & DUDHOLA, TEHSIL & DISTRICT PALWAL
HARYANA.

Date Of Sampling : 08.04.2023

Analysis Start Date : 09.04.2023

Analysis End Date : 12.04.2023

Duration Of Sampling : 30. MIN

Sample ID No. : 3465-1

Sampling Done By : ETS STAFF

Sampling Method : ETS/STP/ STACK-01

Stack Attached To : Gas Gen Set

Capacity Of Stack : 2500 KW

Quantity Of Fuel Used : 520M3/Hrs

Type Of Fuel Used : P.N.G

Stack Height Above Ground : 30.0 MTR.

Stack Dia At The Top : 400.0 MM

Material Of Construction : M.S.

Attached APCS :

D.G. Set Comm. Date : AFTER 01/04/2014 (> 800 KW)

Normal Operating Schedule : AS PER REQUIRMENTS

Ambient Temperature : 40.5 °C

Flue Gas Temperature : 487.0 °C

Velocity Of Flue Gases : 14.5 MTR./SEC.

Quantity Of Emission Discharged : 8558.32 m³/hr

S. No.	Test Parameter	Unit	Result	Specification/Limit (As per CPCB)	Test Method
1	Particulate Matters (PM at 15% O ₂)	mg/Nm ³	24.2	75	IS-11255 (Part-1)
2	Carbon Monoxide (CO at 15% O ₂)	mg/Nm ³	12.6	150	IS: 13270
3	Sulphur Dioxide,(SO ₂)	mg/Nm ³	8.0	Not Specified	IS-11255 (Part-2)

Page 1 of 2

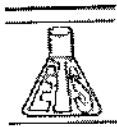
CHECKED BY
SHRADDHA GUPTA

AUTHORIZED SIGNATORY

Format No ETS/LAB/TR 05, Issue No. 05, Date 01.04.2019, Amd No. 04 Date 01.04.2019

Note:-

1. Test reports without ETS LAB HOLOGRAM are not issued by our laboratory.
2. The results indicated only refer to the tested samples and listed applicable parameters.
3. No complaint will be entertained if received after 7 days of issue of test report.
4. Our liability is limited to invoice value only.
5. The sample shall be destroyed after 15 days & Biological / Perishable sample shall be destroyed immediately after issue of test report.
6. This test report shall not be used in any advertising media or as evidence in the court of Law without prior written permission of the laboratory.



ETS-LAB

ENVIRO-TECH SERVICES

An Analytical Laboratory

(A GOVERNMENT APPROVED LAB)

Plot No. 1/32, S.S. of G.T. Road Industrial Area, Ghaziabad (U.P.) - 201001

email : etslab2012@gmail.com | Website : www.etslab.in | Ph.: 9911516076, 9811736063



ISO 45001

TEST REPORT

TEST REPORT NO.: ETS/3465-1/04/2023

DATE OF REPORT: 12.04.2023

STACK EMISSION MONITORING AND ANALYSIS REPORT

S. No.	Test Parameter	Unit	Result	Specification/Limit (As per CPCB)	Test Method
4	Non Methane Hydro Carbon(NMHC at 15% O ₂)	mg/Nm ³	34.0	100	ETS/STP/STACK-07
5	Oxides of Nitrogen(NOx asNO ₂ at 15% O ₂)	ppmv	14.0	710	IS-11255 (Part-7)

*****End of Test Report*****

Page 2 of 2

CHECKED BY
SHRADDHA GUPTA

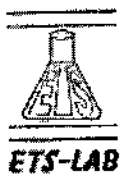
For Enviro-Tech

 AUTHORIZED SIGNATORY

Forma: No ETS/LAB/TR-05, Issue No. 05, Date 01.04.2019, Amd. No. 04 Date 01.04.2019

Notes:-

1. Test reports without ETS LAB HOLOGRAM are not issued by our laboratory.
2. The results indicated only refer to the tested samples and listed applicable parameters.
3. No complaint will be entertained if received after 7 days of issue of test report.
4. Our liability is limited to invoice value only.
5. The sample shall be destroyed after 15 days & Biological / Perishable sample shall be destroyed immediately after issue of test report.
6. This test report shall not be used in any advertising media or as evidence in the court of Law without prior written permission of the laboratory.



ENVIRO-TECH SERVICES

An Analytical Laboratory

(A GOVERNMENT APPROVED LAB)



Plot No. 1/32, S.S. of G.T. Road Industrial Area, Ghaziabad (U.P.) - 201001

email : etslab2012@gmail.com | Website : www.etslab.in | Ph.: 9911518076, 9811736003



TEST REPORT

TEST REPORT NO.: ETS/3465-2/04/2023 DATE OF REPORT: 12.04.2023

STACK EMISSION MONITORING AND ANALYSIS REPORT

Name And Address of Customer : M/S THE PROMPT ENTERPRISES PVT LTD
VILLAGE DHATIR & DUDHOLA, TEHSIL & DISTRICT PALWAL,
HARYANA.

Date Of Sampling : 08.04.2023

Analysis Start Date : 09.04.2023

Analysis End Date : 12.04.2023

Duration Of Sampling : 30. MIN

Sample ID No. : 3465-2

Sampling Done By : ETS STAFF

Sampling Method : ETS/STP/ STACK-01

Stack Attached To : Gas Gen Set

Capacity Of Stack : 2500 KW

Quantity Of Fuel Used : 520M3/Hrs

Type Of Fuel Used : P.N G

Stack Height Above Ground : 30.0 MTR.

Stack Dia At The Top : 400.0 MM

Material Of Construction : M.S.

Attached APCS :

D.G. Set Comm. Date : AFTER 01/04/2014 (> 800 KW)

Normal Operating Schedule : AS PER REQUIRMENTS

Ambient Temperature : 40.5 °C

Flue Gas Temperature : 487.0 °C

Velocity Of Flue Gases : 13.2 MTR./SEC.

Quantity Of Emission Discharged : 5968.51 m³/hr

S. No.	Test Parameter	Unit	Result	Specifications/Limit (As per CPCB)	Test Method
1	Particulate Matters (PM at 15% O ₂)	mg/Nm ³	28.9	75	IS-11255 (Part-1)
2	Carbon Monoxide (CO at 15% O ₂)	mg/Nm ³	13.5	150	IS: 13270
3	Sulphur Dioxide (SO ₂)	mg/Nm ³	9.0	Not Specified	IS-11255 (Part-2)

CHECKED BY
SHRADDHA GUPTA

AUTHORIZED SIGNATORY

Formal No ETS/LAB/IR-05, Issue No. 05, Date 01.04.2019, Amd. No. 04 Date 01.04.2019

Note:-

1. Test reports without ETS LAB HOLOGRAM are not issued by our laboratory.
2. The results indicated only refer to the tested samples and listed applicable parameters.
3. No complaint will be entertained if received after 7 days of issue of test report.
4. Our liability is limited to invoice value only.
5. The sample shall be destroyed after 15 days & Biological / Perishable sample shall be destroyed immediately after issue of test report.
6. This test report shall not be used in any advertising media or as evidence in the court of Law without prior written permission of the laboratory.



ETS-LAB

ENVIRO-TECH SERVICES

An Analytical Laboratory

(A GOVERNMENT APPROVED LAB)



ISO 45001

Plot No. 1/32, S.S. of G.T. Road Industrial Area, Ghaziabad (U.P.) - 201001

email : etslab2012@gmail.com | Website : www.etslab.in | Ph.: 9911516076, 9811736063

TEST REPORT

TEST REPORT NO ETS/3465-2/04/2023

DATE OF REPORT: 12.04.2023

STACK EMISSION MONITORING AND ANALYSIS REPORT

S. No.	Test Parameter	Unit	Result	Specification/Limit (As per CPCB)	Test Method
4	Non Methane Hydro Carbon(NMHC at 15% O ₂)	mg/Nm ³	41.0	100	ETS/STP/STACK-07
5	Oxides of Nitrogen(NOx asNO ₂ at 15% O ₂)	ppmv	13.0	710	IS-11255 (Part-7)

*****End of Test Report*****

CHECKED BY
SHRADDHA GUPTA

Page 2 of 2

AUTHORIZED SIGNATORY

Format No ETS/LAB/TR-05, Issue No 05 Date 01.04.2019, Amd. No. 04 Date 01.04.2019

Note:-

1. Test reports without ETS LAB HOLOGRAM are not issued by our laboratory.
2. The results indicated only refer to the tested samples and listed applicable parameters.
3. No complaint will be entertained if received after 7 days of issue of test report.
4. Our liability is limited to invoice value only.
5. The sample shall be destroyed after 15 days & Biological / Perishable sample shall be destroyed immediately at the issue of test report.
6. This test report shall not be used in any advertising media or as evidence in the court of Law without prior written permission of the laboratory.



ENVIRO-TECH SERVICES

An Analytical Laboratory

(A GOVERNMENT APPROVED LAB)



Plot No. 1/32, S.S. of G.T. Road Industrial Area, Ghaziabad (U.P.) - 201001

email : etslab2012@gmail.com | Website : www.etslab.in | Ph.: 9911516076, 9811736063

TEST REPORT

TEST REPORT NO.: ETS/3465-3/04/2023

DATE OF REPORT: 12/04/2023

STACK EMISSION MONITORING AND ANALYSIS REPORT

Name And Address of Customer : M/S THE PROMPT ENTERPRISES PVT LTD
VILLAGE DHATIR & DUDIOLA, TEHSIL & DISTRICT PALWAL,
HARYANA.

Date Of Sampling : 08.04.2023

Analysis Start Date : 09.04.2023

Analysis End Date : 12.04.2023

Duration Of Sampling : 30. MIN

Sample ID No. : 3465-3

Sampling Done By : ETS STAFF

Sampling Method : ETS/STP/ STACK-01

Stack Attached To : Gas Gen Set

Capacity Of Stack : 2500 KW

Quantity Of Fuel Used : 520M3/Hrs

Type Of Fuel Used : P.N.G

Stack Height Above Ground : 30.0 MTR

Stack Dia At The Top : 400.0 MM

Material Of Construction : M.S

Attached APCS : ACOUSTIC ENCLOSURE

D.G. Set Comm. Date : AFTER 01/04/2014 (> 800 KW)

Normal Operating Schedule : AS PER REQUIRMENTS

Ambient Temperature : 40.5 °C

Flue Gas Temperature : 487.0 °C

Velocity Of Flue Gases : 13.9 MTR /SEC.

Quantity Of Emission Discharged : 6285.02 m³/hr

S. No.	Test Parameter	Unit	Result	Specification/Limit (As per CPCB)	Test Method
1	Particulate Matters (PM at 15% O ₂)	mg/Nm ³	26.5	75	IS-11255 (Part-1)
2	Carbon Monoxide (CO at 15% O ₂)	mg/Nm ³	14.8	150	IS-13270
3	Sulphur Dioxide.(SO ₂)	mg/Nm ³	7.0	Not Specified	IS-11255 (Part-2)

Page 1 of 2

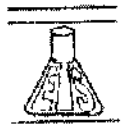
CHECKED BY
SHRADDHA GUPTA

AUTHORIZED SIGNATORY

Format No ETS/LAB/TR-05, Issue No. 05, Date 01.04.2019, And No. 04 Date 01.04.2019

Note:-

1. Test reports without ETS LAB HOLOGRAM are not issued by our laboratory.
2. The results indicated only refer to the tested samples and listed applicable parameters.
3. No complaint will be entertained if received after 7 days of issue of test report.
4. Our liability is limited to invoice value only.
5. The sample shall be destroyed after 15 days & Biological/ Perishable sample shall be destroyed immediately after issue of test report.
6. This test report shall not be used in any advertising media or as evidence in the court of Law without prior written permission of the laboratory.



ETS-LAB

ENVIRO-TECH SERVICES

An Analytical Laboratory

(A GOVERNMENT APPROVED LAB)

Plot No. 1/32, S.S. of G.T. Road Industrial Area, Ghaziabad (U.P.) - 201001

email : etslab2012@gmail.com | Website : www.etslab.in | Ph. : 9911516076, 9811736003



TEST REPORT

TEST REPORT NO: ETS/3465-3/04/2023

DATE OF REPORT 12/04/2023

STACK EMISSION MONITORING AND ANALYSIS REPORT


S. No.	Test Parameter	Unit	Result	Specification/Limit (As per CPCB)	Test Method
4	Non Methane Hydro Carbon(NMHC at 15% O ₂)	mg/Nm ³	38.0	100	ETS-STP/STACK-07
5	Oxides of Nitrogen(NOx asNO ₂ at 15% O ₂)	ppmv	12.0	710	IS-11255 (Part-7)

*****End of Test Report*****

Page 2 of 2

CHECKED BY

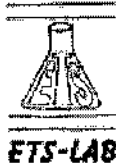
 SHRADDHA GUPTA

For Swr. I. Services

 AUTHORIZED SIGNATORY

Format No ETS/LAB/TR-05, Issue No. 05 Date 01.04.2019, Amd. No. 04 Date 01.04.2019

Note:-

1. Test reports without ETS LAB HOLOGRAM are not issued by our laboratory.
2. The results indicated only refer to the tested samples and listed applicable parameters.
3. No complaint will be entertained if received after 7 days of issue of test report.
4. Our liability is limited to invoice value only.
5. The sample shall be destroyed after 15 days & Biological / Perishable sample shall be destroyed immediately after issue of test report.
6. This test report shall not be used in any advertising media or as evidence in the court of Law without prior written permission of the laboratory.



ENVIRO-TECH SERVICES

An Analytical Laboratory

(A GOVERNMENT APPROVED LAB)



Plot No. 1/32, S.S. of G.T. Road Industrial Area, Ghaziabad (U.P.) - 201001

email : etslab2012@gmail.com | Website : www.etslab.in | Ph: 9911516076, 9811736063



TEST REPORT

TEST REPORT NO ETS/3465-7/04/2023

DATE OF REPORT: 12.04.2023

STACK EMISSION MONITORING AND ANALYSIS REPORT

Name And Address of Customer : M/S THE PROMPT ENTERPRISES PVT LTD
VILLAGE DHATIR & DUDHOLA, TEHSIL & DISTRICT PALWAL,
HARYANA.

Date Of Sampling : 08.04.2023

Analysis Start Date : 09.04.2023

Analysis End Date : 12.04.2023

Duration Of Sampling : 30. MIN

Sample ID No. : 3465-7

Sampling Done By : ETS STAFF

Sampling Method : ETS/STP/ STACK-01

Stack Attached To : BOILER

Capacity Of Stack : 5 TON

Quantity Of Fuel Used : 98 m³/h

Type Of Fuel Used : LPG

Stack Height Above Ground : 20.0 MTR.

Stack Dia At The Top : 500.0 MM

Material Of Construction : M.S.

Attached APCS :

Normal Operating Schedule : NORMAL

Ambient Temperature : 38.0 °C

Flue Gas Temperature : 280.0 °C

Velocity Of Flue Gases : 28.0 MTR./SEC.

Quantity Of Emission Discharged : 19782.00 m³/hr

S. No.	Test Parameter	Unit	Result	Specification/Limit (As per CPCB)	Test Method
1	Particulate Matters (PM)	mg/Nm ³	25.6	150	IS-11255 (Part-1)
2	Sulphur Dioxide (SO ₂)	mg/Nm ³	9.4	600	IS-11255 (Part-2)
3	Oxide of Nitrogen (NOX as NO ₂)	mg/Nm ³	13.2	600	IS-11255 (Part-7)
4	Carbon Monoxide (CO)	%v/v	3.43	1	IS-13270:2008
5	Carbon Dioxide (CO ₂)	%v/v	1.74	Not Specified	IS-13270:2008
6	Oxygen (O ₂)	%v/v	17.5	Not Specified	IS-13270:2008
7	Fluoride (F)	mg/Nm ³	< 0.05	25	IS-11255 (Part-5): 1990 ref 2019
8	Lead (Pb)	mg/Nm ³	< 0.05	10	USEPA-6010D

*****End of Test Report*****

CHECKED BY
SHRADDHA GUPTA

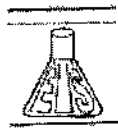
Page 1 of 2

AUTHORIZED SIGNATORY

Format No ETS/LAB/TR-05, Issue No. 05, Date 01.04.2019, And No. 04 Date 01.04.2019

Note:-

1. Test reports without ETS LAB HOLOGRAM are not issued by our laboratory.
2. The results indicated only refer to the tested samples and listed applicable parameters.
3. No complaint will be entertained if received after 7 days of issue of test report.
4. Our liability is limited to invoice value only.
5. The sample shall be destroyed after 15 days & Biological / Perishable sample shall be destroyed immediately after issue of test report.
6. This test report shall not be used in any advertising media or as evidence in the court of Law without prior written permission of the laboratory.



ETS-LAB

ENVIRO-TECH SERVICES

An Analytical Laboratory



ISO 45001

(A GOVERNMENT APPROVED LAB)

Plot No. 1/32, S.S. of G.T. Road Industrial Area, Ghaziabad (U.P.) - 201001

email : etslab2012@gmail.com | Website : www.etslab.in | Ph.: 9911516076, 9811736063

TEST REPORT

TEST REPORT NO.: ETS/3465-7/04/2023

DATE OF REPORT: 12.04.2023

STACK EMISSION MONITORING AND ANALYSIS REPORT

S. No.	Test Parameter	Unit	Result	Specification/Limit (As per CPCB)	Test Method
1	Mercury.(Hg)	mg/Nm ³	< 0.05	0.2	ETS/STR/STACK-08

*****End of Test Report*****



Page 2 of 2

For Enviro

 AUTHORIZED SIGNATORY

Format No ETS/LAB/TR-05, Issue No 05, Date 01.04.2019, Amd No 04 Date 01.04.2019

Note:-

1. Test reports without ETS LAB HOLOGRAM are not issued by our laboratory.
2. The results indicated only refer to the tested samples and listed applicable parameters.
3. No complaint will be entertained if received after 7 days of issue of test report.
4. Our liability is limited to invoice value only.
5. The sample shall be destroyed after 15 days & Biological / Perishable sample shall be destroyed immediately after issue of test report.



ENVIRO-TECH SERVICES

An Analytical Laboratory



(A GOVERNMENT APPROVED LAB)

Plot No. 1/32, S.S. of G.T. Road Industrial Area, Ghaziabad (U.P.) - 201001

email : etslab2012@gmail.com | Website : www.etslab.in | Ph: 9911516076, 9811738003



TEST REPORT

TEST REPORT NO: ETS/3465-8/04/2023

DATE OF REPORT: 12.01.2023

STACK EMISSION MONITORING AND ANALYSIS REPORT

Name And Address of Customer : M/S THE PROMPT ENTERPRISES PVT LTD
VILLAGE DHATIR & DUDHOLA, TEHSIL & DISTRICT PALWAL,
HARYANA.

Date Of Sampling : 08.04.2023

Analysis Start Date : 09.04.2023

Analysis End Date : 12.04.2023

Duration Of Sampling : 30. MIN

Sample ID No. : 3465-8

Sampling Done By : ETS STAFF

Sampling Method : ETS/STP/ STACK-01

Stack Attached To : BOILER

Capacity Of Stack : 3 TON

Quantity Of Fuel Used : 76 m³/hr

Type Of Fuel Used : PNG

Stack Height Above Ground : 25.0 MTR.

Stack Dia At The Top : 400.0 MM

Material Of Construction : M.S.

Attached APCS :

Normal Operating Schedule : NORMAL

Ambient Temperature : 38.0 °C

Flue Gas Temperature : 280.0 °C

Velocity Of Flue Gases : 23.0 MTR./SEC.

Quantity Of Emission Discharged : 10399.68 m³/hr

S. No.	Test Parameter	Unit	Result	Specification/Limit (As per CPCB)	Test Method
1	Particulate Matters (PM)	mg/Nm ³	29.7	150	IS-11255 (Part-1)
2	Sulphur Dioxide (SO ₂)	mg/Nm ³	9.8	600	IS-11255 (Part-2)
3	Oxide of Nitrogen (NOX as NO ₂)	mg/Nm ³	14.7	600	IS-11255 (Part-7)
4	Carbon Monoxide (CO)	%v/v	0.45	1	IS-13270-2008
5	Carbon Dioxide (CO ₂)	%v/v	1.23	Not Specified	IS-13270-2008
6	Oxygen (O ₂)	%v/v	16.5	Not Specified	IS-13270-2008
7	Fluoride (F)	mg/Nm ³	< 0.05	25	IS-11255 (Part-5) 1990 ref 2019
8	Lead (Pb)	mg/Nm ³	< 0.05	10	USEPA-6010D

*****End of Test Report*****

Page 1 of 2

CHECKED BY
SHRADDHA GUPTA

AUTHORIZED SIGNATORY

Format No ETSLAB/IR-05, Issue No. 05 Date 01/04/2019 And. No. 04 Date 01/04/2019

Note:-

1. Test reports without ETS LAB HOLOGRAM are not issued by our laboratory.
2. The results indicated only refer to the tested samples and listed applicable parameters.
3. No complaint will be entertained if received after 7 days of issue of test report.
4. Our liability is limited to invoice value only.
5. The sample shall be destroyed after 15 days & Biological / Perishable sample shall be destroyed immediately after issue of test report.
6. This test report shall not be used in any advertising media or as evidence in the court of Law without prior written permission of the laboratory.



ENVIRO-TECH SERVICES

An Analytical Laboratory



(A GOVERNMENT APPROVED LAB)

Plot No. 1/32, S.S. of G.T. Road Industrial Area, Ghaziabad (U.P.) - 201001

email : etslab2012@gmail.com | Website : www.etslab.in | Ph.: 9911516076, 9811736063

TEST REPORT

TEST REPORT NO.: ETS/3465-8/04/2023

DATE OF REPORT: 12.04.2023

STACK EMISSION MONITORING AND ANALYSIS REPORT

S. No.	Test Parameter	Unit	Result	Specification/Limit (As per CPCB)	Test Method
1	Mercury (Hg)	mg/Nm ³	< 0.05	0.2	EYS/STP/STACK-08

*****End of Test Report*****

Page 2 of 2

CHECKED BY
SHRADHA GUPTA

For Emission Services
AUTHORIZED SIGNATORY

Format No ETS/LAB/TR-05, Issue No 05, Date 01.04.2019, Amd. No. 04 Date 01.04.2019

Note:-

1. Test reports without ETS LAB HOLOGRAM are not issued by our laboratory.
2. The results indicated only refer to the tested samples and listed applicable parameters.
3. No complaint will be entertained if received after 7 days of issue of test report.
4. Our liability is limited to invoice value only.
5. The sample shall be destroyed after 15 days & Biological / Perishable sample shall be destroyed immediately after issue of test report.
6. This test report shall not be used in any advertising media or as evidence in the court of Law without prior written permission of the laboratory.



ENVIRO-TECH SERVICES

An Analytical Laboratory



(A GOVERNMENT APPROVED LAB)

Plot No. 1/32, S.S. of G.T. Road Industrial Area, Ghaziabad (U.P.) - 201001

email : etslab2012@gmail.com | Website www.etslab.in | Ph 9911513070, 9811738063



TEST REPORT

TEST REPORT NO.: ETS/2125/08/2023 URLNO.TC877123000002125F DATE OF REPORT: 14.08.2023

STACK EMISSION MONITORING AND ANALYSIS REPORT

Name And Address of Customer : MANUFACTURING OF CRCA SHEETS AND STEEL PIPES
PROMPT ENTERPRISES PVT LTD. VILLAGE DHATIR & DUDHOLA,
TEHSIL & DISTRICT PALWAL, HARYANA

Date Of Sampling : 11.08.2023
Analysis Start Date : 12.08.2023
Analysis End Date : 14.08.2023
Duration Of Sampling : 30.0 MIN
Sample ID No. :
Sampling Done By : ETS STAFF
Sampling Method : ETS/STP/STACK-01
Stack Attached To : ACID FUMES PICKLING
Capacity Of Stack : --
Quantity Of Fuel Used : ---
Type Of Fuel Used : ---
Stack Height Above Ground : 30.0 MTR.
Stack Dia At The Top : 400.0 MM
Material Of Construction : --
Attached APCS : --
Normal Operating Schedule : AS PER REQUIREMENTS
Ambient Temperature : 36.0 °C
Flue Gas Temperature : 113.0 °C
Velocity Of Flue Gases : 11.8 MTR/SEC.
Quantity Of Emission Discharged : 5335.48 m³/hr

S. No.	Test Parameter	Unit	Result	Test Method
1	Acid Mist (HCL)	mg/Nm ³	<0.02	Volumetric Method



CHECKED BY
SHRADDHA GUPTA

Page 1 of 1

For Enviro-Tech Services

Pankaj Mittal
AUTHORIZED SIGNATORY
Lab in-charge

Format No ETS/LAB/TR-01, Issue No. 06, Date 01.05.2022, Amd. No. 05 Date 01.05.2022

Note:-

1. Test reports without ETS LAB HOLOGRAM are not issued by our laboratory.
2. The results indicated only refer to the tested samples and listed applicable parameters.
3. No complaint will be entertained if received after 7 days of issue of test report.
4. Our liability is limited to invoice value only.
5. The sample shall be destroyed after 15 days & Biological / Perishable sample shall be destroyed immediately after issue of test report.
6. This test report shall not be used in any advertising media or as evidence in the court of Law without prior written permission of the laboratory.

ENVIRO-TECH SERVICES

An Analytical Laboratory



(A GOVERNMENT APPROVED LAB)

Plot No. 1/32, S.S. of G.T. Road Industrial Area, Ghaziabad (U.P.) - 201001

email : etslab2012@gmail.com | Website : www.etslab.in | Ph. 9911530076, 9811736063



TEST REPORT

TEST REPORT NO.: ETS/2126/08/2023 URLNO.TC877123000002126F DATE OF REPORT: 14.08.2023

STACK EMISSION MONITORING AND ANALYSIS REPORT

Name And Address of Customer : MANUFACTURING OF CRCA SHEETS AND STEEL PIPES
PROMPT ENTERPRISES PVT LTD. VILLAGE DHATIR & DUDHOLA,
TEHSIL & DISTRICT PALWAL, HARYANA

Date Of Sampling : 11.08.2023

Analysis Start Date : 12.08.2023

Analysis End Date : 14.08.2023

Duration Of Sampling : 30.0 MIN

Sample ID No. : 2126

Sampling Done By : ETS STAFF

Sampling Method : ETS/STP/STACK-01

Stack Attached To : ACID FUMES PICKLING

Capacity Of Stack : -

Quantity Of Fuel Used : -

Type Of Fuel Used : -

Stack Height Above Ground : 30.0 MTR.

Stack Dia At The Top : 400.0 MM

Material Of Construction : ...

Attached APCS : ...

Normal Operating Schedule : AS PER REQUIREMENTS

Ambient Temperature : 36.0 °C

Flue Gas Temperature : 108.0 °C

Velocity Of Flue Gases : 12.3 MTR./SEC.

Quantity Of Emission Discharged : 5561.56 m³/hr

S. No.	Test Parameter	Unit	Result	Test Method
1	Acid Mist (HCL)	mg/Nm ³	<0.02	Volumetric Method



Page 1 of 1

For Enviro-Tech Services
Pushkar Mittal
AUTHORIZED SIGNATORY
Lab in-charge


Format No ETS/LAB/TR-01, Issue No. 06, Date 01.05.2022, Amd. No. 05 Date 01.05.2022

- Note:-
1. Test reports without ETS LAB HOLOGRAM are not issued by our laboratory.
 2. The results indicated only refer to the tested samples and listed applicable parameters.
 3. No complaint will be entertained if received after 7 days of issue of test report.
 4. Our liability is limited to invoice value only.
 5. The sample shall be destroyed after 15 days & Biological / Perishable sample shall be destroyed immediately after issue of test report.
 6. This test report shall not be used in any advertising media or as evidence in the court of law without prior written permission of the laboratory.

ENVIRO-TECH SERVICES

An Analytical Laboratory

(A GOVERNMENT APPROVED LAB)



ISO 45001



Plot No. 1/32, S.S. of G.T. Road Industrial Area, Ghaziabad (U.P.) - 201001

email : etslab2012@gmail.com | Website : www.etslab.in | Ph. 9911516076, 9811735063



TEST REPORT

TEST REPORT NO.: ETS/2127/08/2023 URLNO.TC877123000002127F DATE OF REPORT: 14.08.2023

STACK EMISSION MONITORING AND ANALYSIS REPORT

Name And Address of Customer : MANUFACTURING OF CRCA SHEETS AND STEEL PIPES
PROMPT ENTERPRISES PVT LTD. VILLAGE DHATIR & DUDHOLA,
TEHSIL & DISTRICT PALWAL, HARYANA

Date Of Sampling : 11.08.2023

Analysis Start Date : 12.08.2023

Analysis End Date : 14.08.2023

Duration Of Sampling : 30.0 MIN

Sample ID No. : 2127

Sampling Done By : ETS STAFF

Sampling Method : ETS/STP/STACK-01

Stack Attached To : ACID FUMES PICKLING

Capacity Of Stack : --

Quantity Of Fuel Used : ---

Type Of Fuel Used : ---

Stack Height Above Ground : 20.0 MTR.

Stack Dia At The Top : 400.0 MM

Material Of Construction : ---

Attached APCS : ---

Normal Operating Schedule : AS PER REQUIREMENTS

Ambient Temperature : 36.0 °C

Flue Gas Temperature : 120.0 °C

Velocity Of Flue Gases : 12.7 MTR /SEC.

Quantity Of Emission Discharged : 5742.42 m³/hr

S. No.	Test Parameter	Unit	Result	Test Method
1	Acid Mist (HCL)	mg/Nm ³	<0.02	Volumetric Method

CHECKED BY
SNEADHA GUPTA

Page 1 of 1

For Enviro-Tech Services
AUTHORIZED SIGNATORY
Lab In-charge

Format No ETS/LAB/TR-01, Issue No. 06, Date 01.05.2022, Amend. No. 05 Date 01.05.2022

Note:-

1. Test reports without ETS LAB HOLOGRAM are not issued by our laboratory.
2. The results indicated only refer to the tested samples and listed applicable parameters.
3. No complaint will be entertained if received after 7 days of issue of test report.
4. Our liability is limited to invoice value only.
5. The sample shall be destroyed after 15 days & Biological / Perishable sample shall be destroyed immediately after issue of test report.
6. This test report shall not be used in any advertising media or as evidence in the court of Law without prior written permission of the laboratory.

Legend

- Canal
- Major Road
- Minor Road
- 10 KM Buffer
- Project Site
- Railway Line
- Industrial Areas
- Water Bodies
- Trees/Forest Area
- Agricultural Land
- Settlement
- Rangeland
- Railway Station

Landuse Classification	Area In Hectare	Area in %
Water Bodies	244.96	0.75
Trees/Forest Area	34.14	0.10
Agricultural Land	27287.40	83.10
Settlement	5262.92	16.03
Rangeland	7.45	0.02
Total	32836.87	100.00

Landuse Pattern Map (Within 10km Buffer)

Manufacturing of CRCA sheets and Steel Pipes
M/s Prompt Enterprises PVT Ltd
Village :- Dhatir & Dudhola, Tehsil :- Palwal,
District :- Palwal (Haryana)

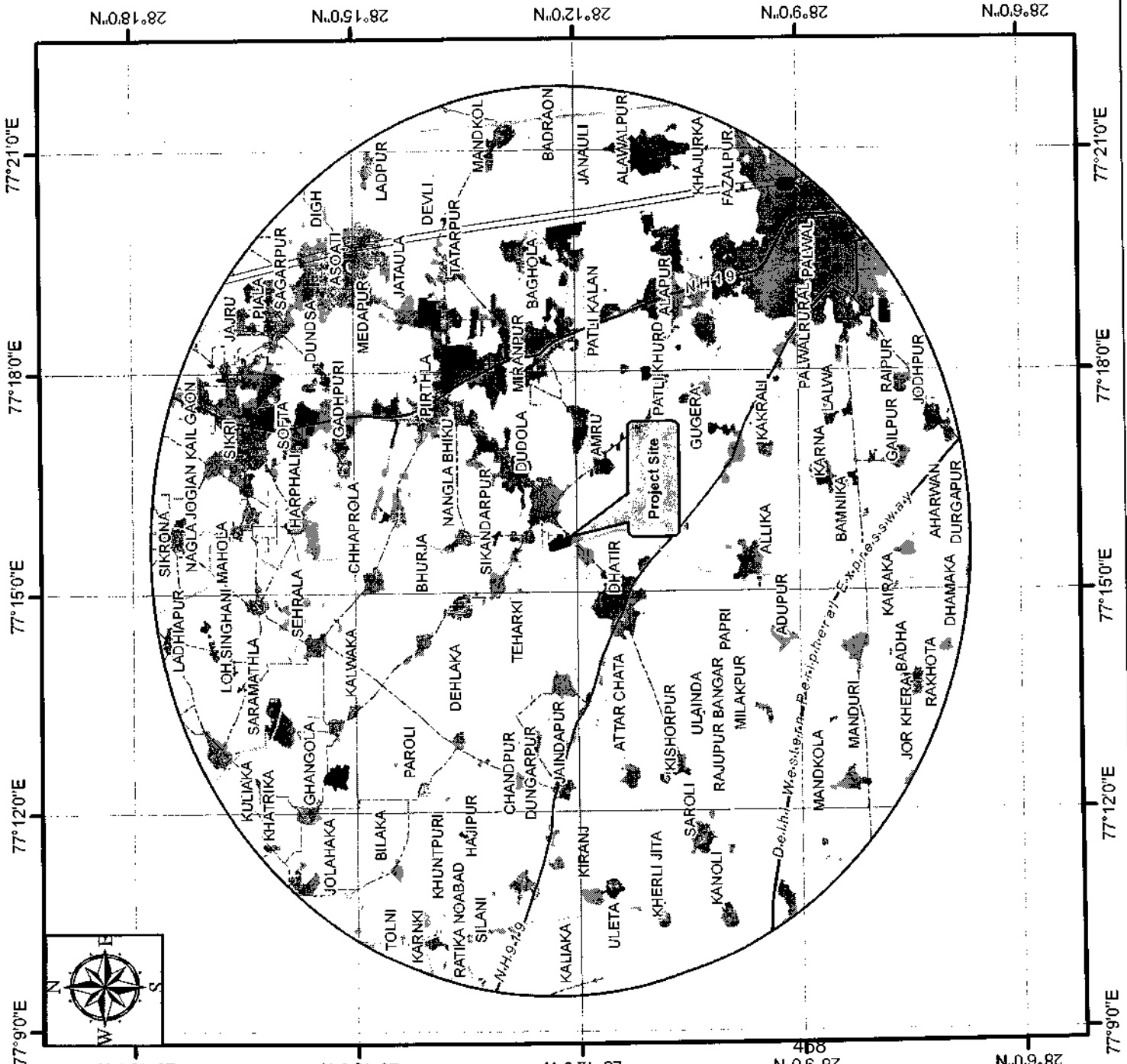
Source:

1. Survey of India Toposheet No H43X8 (Project Site)
 2. Survey of India Toposheets No. H43X3, H43X4, H43X7 & H43X8 (Study Area)
 3. Referenced From Google Satellite Imagery, 2022
 4. Referenced From ESRI LULC ESA-Sentinel-2, 10m Resolution Image
- Software Used:**
ArcGIS 10.8.2

Note:

No National Park, Wildlife Sanctuary & EcoSensitive, BiosphereReserves Exists within 10km From Project Site.

Scale:



Legend

- District Boundary
- Tehsil Boundary
- Major Road
- Railway Line
- Canal
- Urban Area
- Project Site
- 10 Km Buffer

TOWN/VILLAGE/OUTER GROWTH

Suber(23)	Majhapur(72)	Mannapur(43)
Aghorepur(46)	Haripur(43)	Nagla Jagan(44)
Alwar(21)	Meharpur Soneri(192)	Nangla Bhilai(41)
Alwar(68)	Jainapur(18)	Nangla Pachhwa(36)
Alwarpur(52)	Jyoti(42)	Narain(22)
Alwar(39)	Jyoti(45)	Panchpur Mala Dgn (57)
Amli Chahal(17)	Jyoti(48)	Palwal
Amli(38)	Jyoti(51)	Palwal
Amli(31)	Jyoti(54)	Palwal
Amli(27)	Jyoti(57)	Palwal
Amli(25)	Jyoti(60)	Palwal
Amli(22)	Jyoti(63)	Palwal
Amli(19)	Jyoti(66)	Palwal
Amli(16)	Jyoti(69)	Palwal
Amli(13)	Jyoti(72)	Palwal
Amli(10)	Jyoti(75)	Palwal
Amli(7)	Jyoti(78)	Palwal
Amli(4)	Jyoti(81)	Palwal
Amli(1)	Jyoti(84)	Palwal
Amli(209)	Jyoti(87)	Palwal
Amli(206)	Jyoti(90)	Palwal
Amli(203)	Jyoti(93)	Palwal
Amli(200)	Jyoti(96)	Palwal
Amli(197)	Jyoti(99)	Palwal
Amli(194)	Jyoti(102)	Palwal
Amli(191)	Jyoti(105)	Palwal
Amli(188)	Jyoti(108)	Palwal
Amli(185)	Jyoti(111)	Palwal
Amli(182)	Jyoti(114)	Palwal
Amli(179)	Jyoti(117)	Palwal
Amli(176)	Jyoti(120)	Palwal
Amli(173)	Jyoti(123)	Palwal
Amli(170)	Jyoti(126)	Palwal
Amli(167)	Jyoti(129)	Palwal
Amli(164)	Jyoti(132)	Palwal
Amli(161)	Jyoti(135)	Palwal
Amli(158)	Jyoti(138)	Palwal
Amli(155)	Jyoti(141)	Palwal
Amli(152)	Jyoti(144)	Palwal
Amli(149)	Jyoti(147)	Palwal
Amli(146)	Jyoti(150)	Palwal
Amli(143)	Jyoti(153)	Palwal
Amli(140)	Jyoti(156)	Palwal
Amli(137)	Jyoti(159)	Palwal
Amli(134)	Jyoti(162)	Palwal
Amli(131)	Jyoti(165)	Palwal
Amli(128)	Jyoti(168)	Palwal
Amli(125)	Jyoti(171)	Palwal
Amli(122)	Jyoti(174)	Palwal
Amli(119)	Jyoti(177)	Palwal
Amli(116)	Jyoti(180)	Palwal
Amli(113)	Jyoti(183)	Palwal
Amli(110)	Jyoti(186)	Palwal
Amli(107)	Jyoti(189)	Palwal
Amli(104)	Jyoti(192)	Palwal
Amli(101)	Jyoti(195)	Palwal
Amli(98)	Jyoti(198)	Palwal
Amli(95)	Jyoti(201)	Palwal
Amli(92)	Jyoti(204)	Palwal
Amli(89)	Jyoti(207)	Palwal
Amli(86)	Jyoti(210)	Palwal
Amli(83)	Jyoti(213)	Palwal
Amli(80)	Jyoti(216)	Palwal
Amli(77)	Jyoti(219)	Palwal
Amli(74)	Jyoti(222)	Palwal
Amli(71)	Jyoti(225)	Palwal
Amli(68)	Jyoti(228)	Palwal
Amli(65)	Jyoti(231)	Palwal
Amli(62)	Jyoti(234)	Palwal
Amli(59)	Jyoti(237)	Palwal
Amli(56)	Jyoti(240)	Palwal
Amli(53)	Jyoti(243)	Palwal
Amli(50)	Jyoti(246)	Palwal
Amli(47)	Jyoti(249)	Palwal
Amli(44)	Jyoti(252)	Palwal
Amli(41)	Jyoti(255)	Palwal
Amli(38)	Jyoti(258)	Palwal
Amli(35)	Jyoti(261)	Palwal
Amli(32)	Jyoti(264)	Palwal
Amli(29)	Jyoti(267)	Palwal
Amli(26)	Jyoti(270)	Palwal
Amli(23)	Jyoti(273)	Palwal
Amli(20)	Jyoti(276)	Palwal
Amli(17)	Jyoti(279)	Palwal
Amli(14)	Jyoti(282)	Palwal
Amli(11)	Jyoti(285)	Palwal
Amli(8)	Jyoti(288)	Palwal
Amli(5)	Jyoti(291)	Palwal
Amli(2)	Jyoti(294)	Palwal

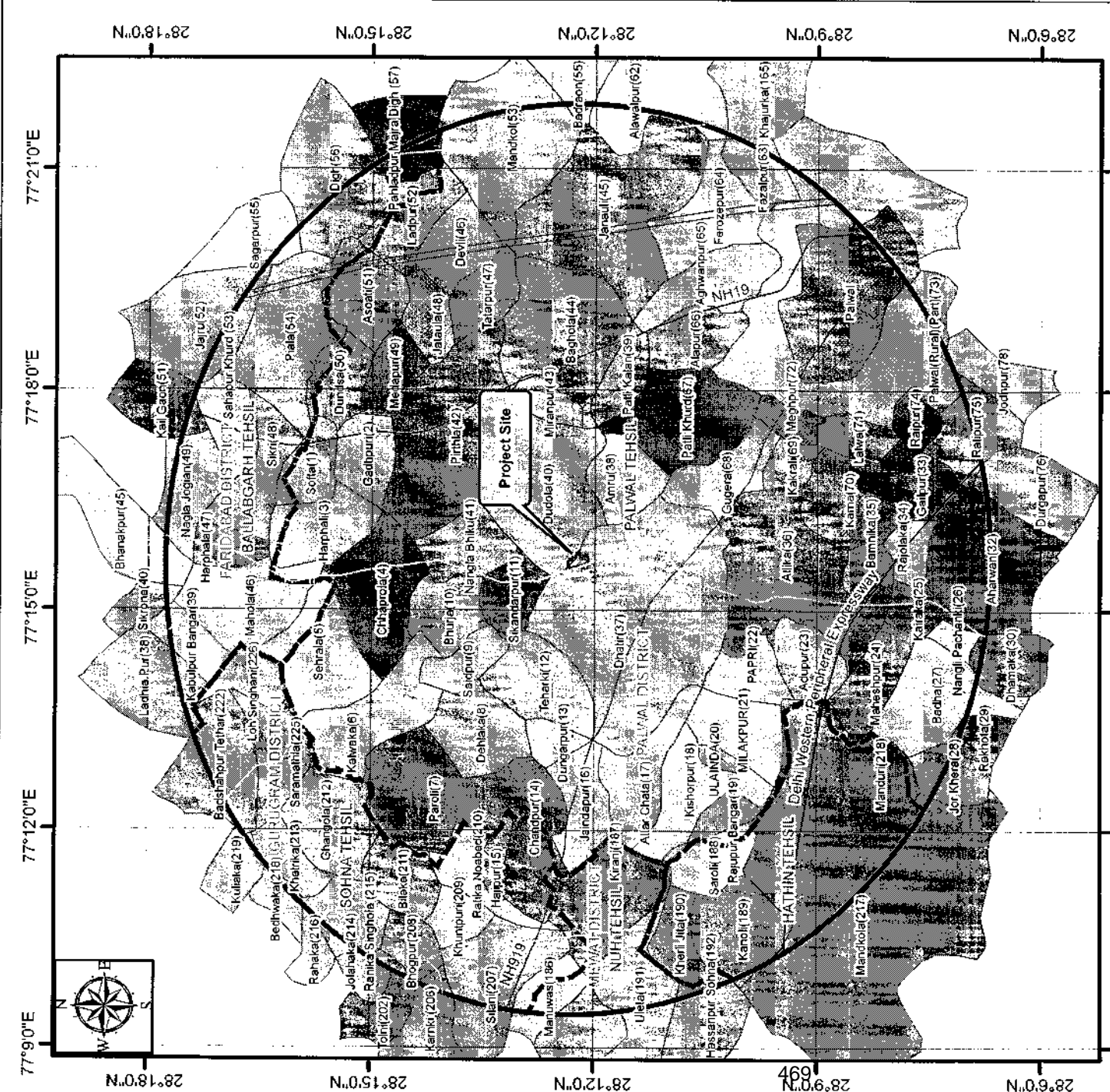
Administrative Map of Study Area

M/s Prompt Enterprises Pvt Ltd

Village :- Dhatir & Dudhola, Tehsil :- Palwal,
District :- Palwal (Haryana)

Source: 1. Layout Plan provided by Project Proponent
2. Referenced From Census of India 2011

Software Used: ArcGIS 10.8.2



Legend

- District Boundary
- Tehsil Boundary
- Major Road
- Railway Line
- Canal
- Project Site
- 10 Km Buffer

Persons Per Hectare

- 0 - 5
- 6 - 10
- 11 - 15
- 16 - 467

Chorochromatic Map Study Area (Population Density)

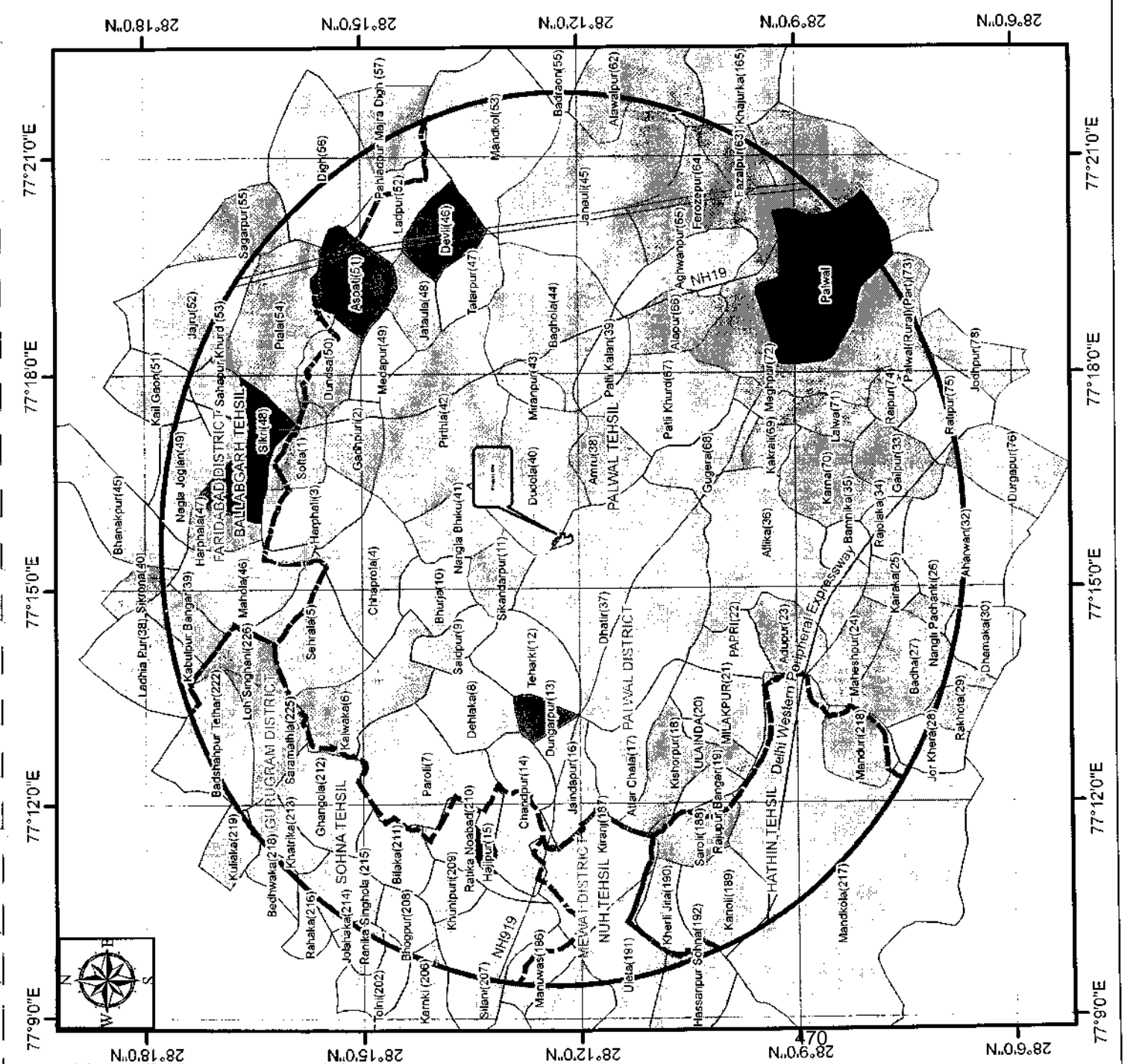
Manufacturing of CRCA sheets and Steel Pipes

M/s Prompt Enterprises Pvt Ltd

Village :- Dhafir & Dudhola, Tehsil :- Palwal,
District :- Palwal (Haryana)

Source: 1. Layout Plan provided by Project Proponent
2. Referenced From Census of India 2011


Software Used: ArcGIS 10.8.2



Legend

- District Boundary
- Tehsil Boundary
- Major Road
- Railway Line
- Canal
- Project Site
- 10 Km Buffer

FEMALES PER 1000 MALES



Chorochromatic Map Study Area (Sex Ratio)

Manufacturing of CRCA sheets and Steel Pipes

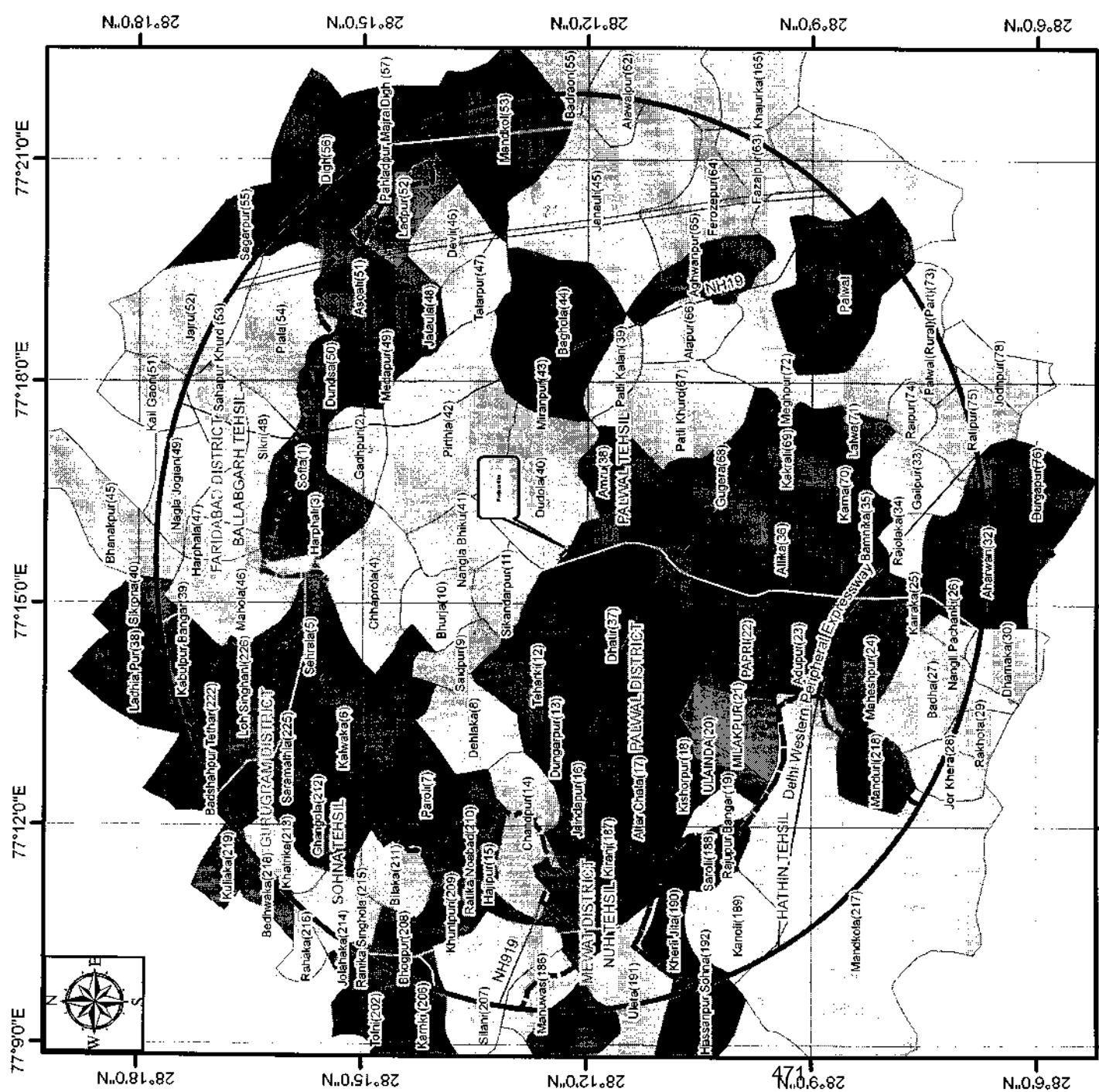
M/s Prompt Enterprises Pvt Ltd

Village :- Dhatir & Dudhola, Tehsil :- Palwal, District :- Palwal (Haryana)

Source: 1. Layout Plan provided by Project Proponent
2. Referenced From Census of India 2011

Software Used: ArcGIS 10.8.2

Scale: 0



Legend

- District Boundary
- Tehsil Boundary
- Major Road
- Railway Line
- Canal
- Project Site
- 10 Km Buffer

ILLITERACY RATE %

0
1 - 30
31 - 40
41 - 50
51 - 75

Chorochromatic Map Study Area (Illiteracy Rate %)

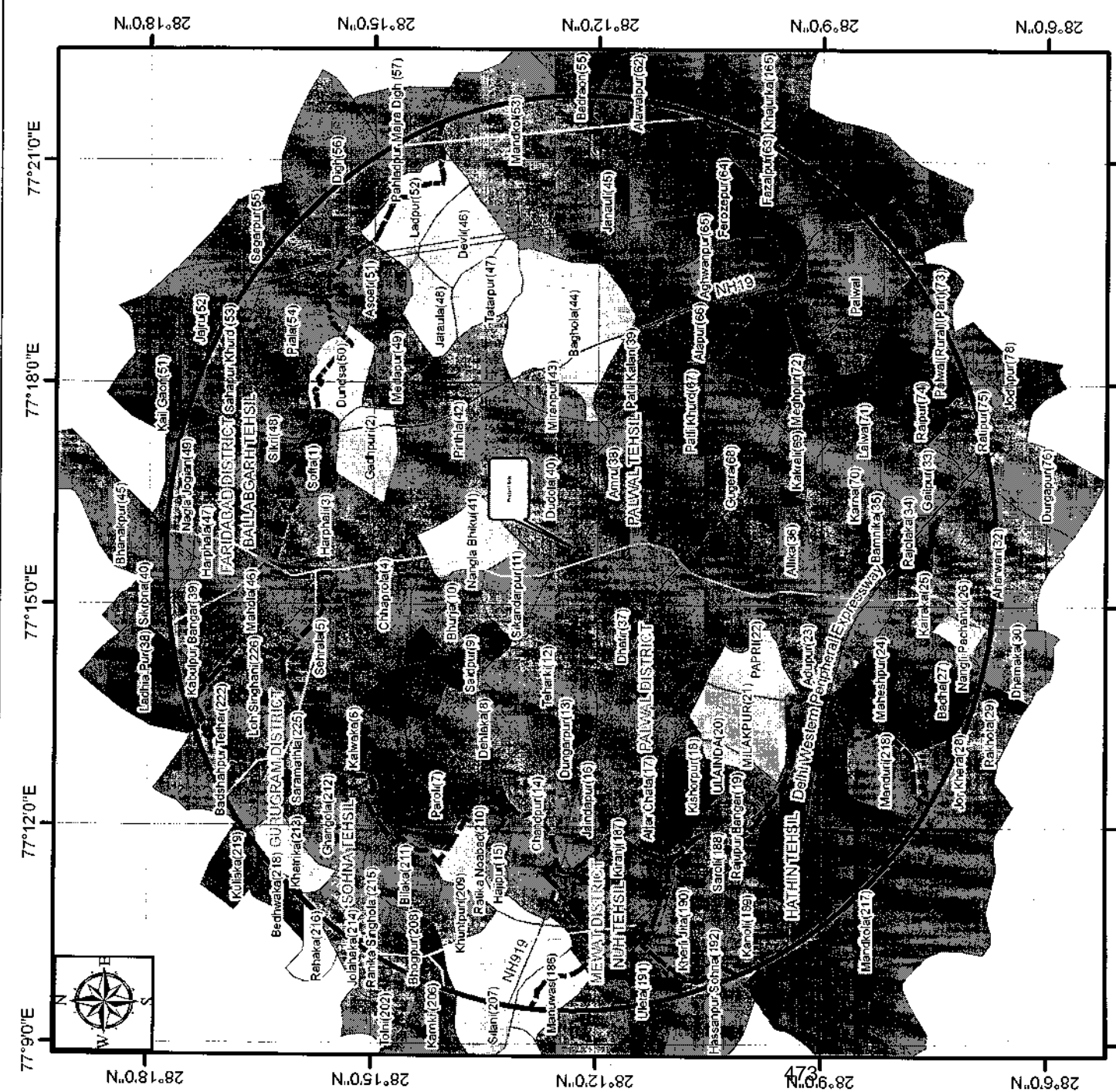
Manufacturing of CRCA sheets and Steel Pipes

M/s Prompt Enterprises Pvt Ltd

**Village :- Dhatir & Dudhola, Tehsil :- Palwal,
District :- Palwal (Haryana)**

Source: 1. Layout Plan provided by Project Proponent
2. Referenced From Census of India 2011

Software Used: ArcGIS 10.8.2



Scale: 0 4 8 Kilometers

Legend

- District Boundary
- Tehsil Boundary
- Major Road
- Railway Line
- Canal
- Project Site
- 10 Km Buffer

Working Population %

- 0
- 1 - 40
- 41 - 50
- 51 - 60
- 61 - 100

Chorochromatic Map Study Area (Working Population %)

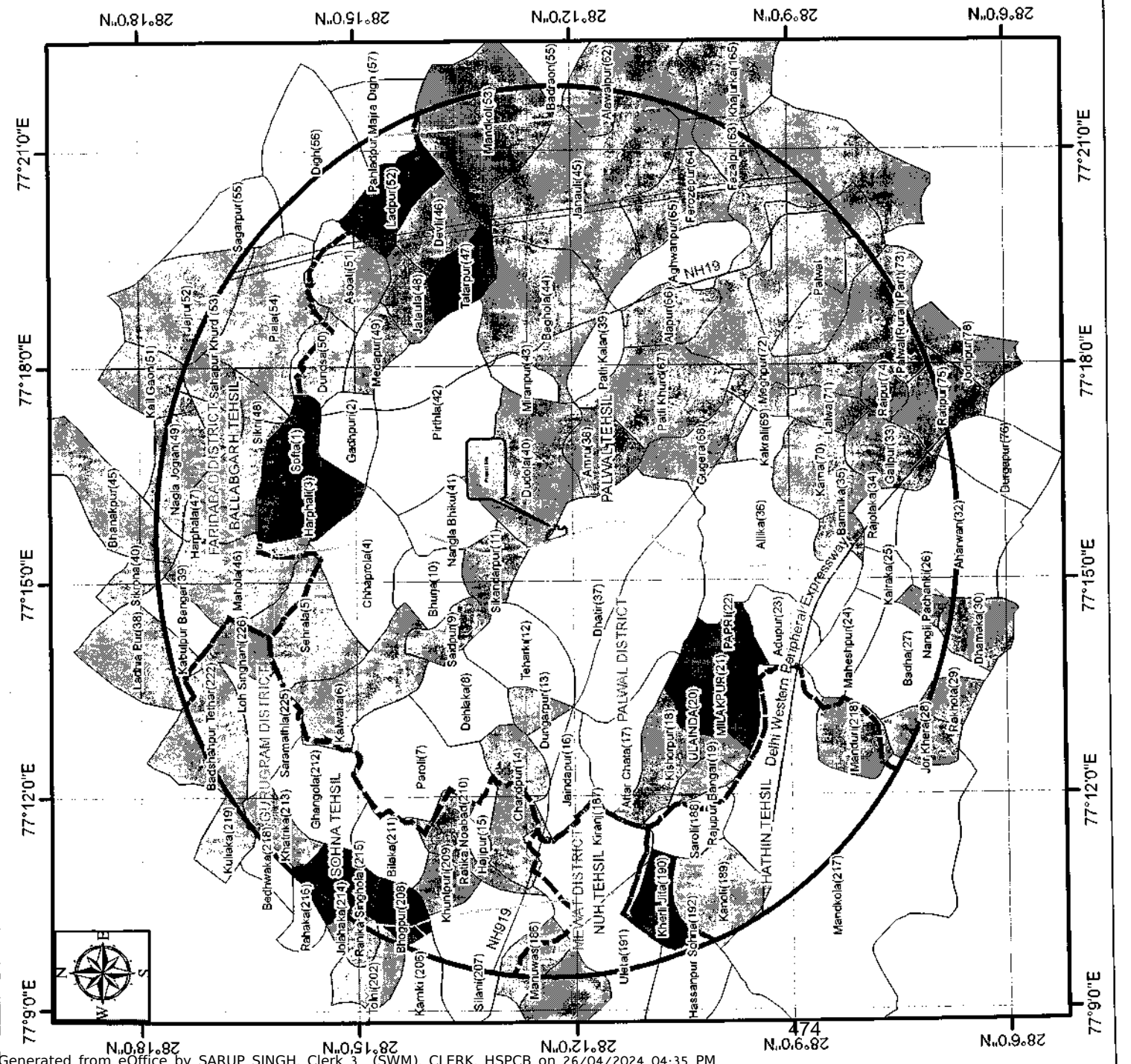
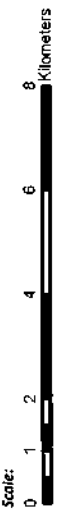
Manufacturing of CRCA sheets and Steel Pipes

M/s Prompt Enterprises Pvt Ltd

**Village :- Dhafir & Dudhola, Tehsil :- Palwal,
District :- Palwal (Haryana)**

Source: 1. Layout Plan provided by Project Proponent
 2. Referenced From Census of India 2011

Software Used: ArcGIS 10.8.2




Application no. :19948145
Industry id: 16PAL3163283
Date: 13/08/2022



Haryana State Pollution Control Board

1st Floor, Phagna Tower, ward no 10, National Highway No.2, Near red Rocks
Cinema, Palwal. Email:- hspcbropal@gmail.com



No. :HWM/PAL/2022/19948145

DT: 13/08/2022

To

M/s PROMPT ENTERPRISES PVT LTD
Village Dhatir, Palwal
Palwal

Sub: Grant of Authorization under Hazardous and Other Wastes(Management & Transboundary Movement) Rules, 2016

1. Reference of application:19948145 dated: 13/08/2022
2. MUKESH GARG of PROMPT ENTERPRISES PVT LTD is hereby granted an authorization for generation, storage on the premises situated at Village Dhatir, Palwal

Details of Authorization

S.No.	Name of process and Category of Hazardous Waste as per the Schedules I, II and III of these rules	Authorised mode of disposal or recycling or utilisation or co-processing, etc.	Quantity
1	Industrial operations using mineral/synthetic oil as lubricant in hydraulic systems or other applications, Used/spent oil	Handed over to authorized recycler	0.2 KL/Annu m
2	Purification and treatment of exhaust air, water and waste water from the treatment plants (CETP's), Chemical sludge from waste water treatment	handed over to authorized agency	30 T/Annum

1. The authorization shall be valid for a period of 01/10/2022 to 30/09/2023
2. The authorization is subject to the following general and specific conditions :-

Application no. :19948145

Industry id: 16PAL3163283

Date: 13/08/2022

- (i) 1. unit will provide proper sampling arrangements on their emission Sources and stacks as applicable. 2. unit will mentioned adequate acoustic enclosures/chambers on their DG SETS with proper stack height as per prescribed norms and meet the prescribed standards under EP Rules, 1986. 3. unit will comply all the provisions of HOWM Rules, 2016, E-waste Rules, PWM Rules and BMW Rules etc. 4. unit will obtain prior NOC/Permission from central Ground Water Authority in case under ground water resource is used. 5. unit will submit the Annual Report under HOWM Rules by 30th June every year. 6. Unit will not dump or disposed off any hazardous waste outside the premises unscientifically and on unauthorized site. Unit will dispose off their hazardous waste only to authorized by SPCB/CPCB service provider / agency and will submit report to this office as per HOWM Rules 2016. 7. Unit will generate / store hazardous waste inside the premises of the unit as per mentioned in Rules of HOWM Rules, 2016. 8. Unit will not use petcoke and furnace oil as a fuel in boiler or any other activities without prior permission from HSPCB, CPCB, MOEF & CC, all concerned tribunals /authorities/ commissions, Hon'ble NGT New Delhi , Hon'ble Supreme Court of India. 9. Unit will comply the guidelines on Environment Management of Construction & Demolition Waste in March, 2017 issued by CPCB. 10. The unit will all the directions issued time to time by SPCB, CPCB, MOEF and other State / Central Government Agencies. 11. That in case any additional charges / fees / penalty etc. are found payable towards this authorization as per audit then the same shall be paid by the unit without any objection immediately as and when demanded by this office. 12. If at any stage found that unit was involved in any past violation regarding Environment Laws / Rules / Acts then CTO/CTE/authorization so granted shall be revoked automatically & legal action will be initiate against the project proponent. 13. That this authorization will not provide any immunity from any other Act/Rules/Regulations applicable to the project/land in question. 14. Unit will install display board at main gate of industry as per specifications of HOWM rules, 15. Unit will dispose off their waste/spent oil of DG sets only to authorized recyclers by the HSPCB 16. Unit will comply all the Act/Rules/Notification/Directions i.e. HOWM Rules, E-waste Rules , PMW Rules, BMW Rules, Battery Rules and MSW Rules etc 17. Unit will also maintain good housekeeping. 18. Stipulation of greenbelt outside the project premises such as avenue plantation, plantation in vacant areas, social forestry etc. 19. Stack emission level should be stringent than the existing standards in terms of the identified critical pollutants. 20. Unit will maintain AQI level in the premises of the industry as per Ambient Air Quality Standards. 21. Unit will try to change fuel from Wood to cleaner fuels namely natural gas (PNG/CNG), liquefied petroleum gas, bio gas , propane, butane etc. 22. The unit will obtain all necessary clearances from the concerned authorities and will adhere to all the applicable Environmental Laws/Acts/Notification regularly. In case of any violation found at any stage, this authorization under HOWM Rules deemed revoked. 23. Unit will submit copy of previous authorization under HOWM Rules 24. Unit will submit the compliance report of above mentioned conditions within 30 days failing which this authorization under HOWM rules will be revoked and legal action will be initiate against the unit .

Regional Officer Palwal
For Haryana State Pollution Control Board

Conditions of Authorization:

1. The authorised person shall comply with the provisions of the Environment (Protection) Act, 1986, and the rules made there under.
2. The authorization or its renewal shall be produced for inspection at the request of an officer authorised by the State Pollution Control Board.
3. The person authorised shall not rent, lend, sell, transfer or otherwise transport the hazardous and other wastes except what is permitted through this authorization.

Application no. :19948145

Industry id: 16PAL3163283

Date: 13/08/2022

4. Any unauthorised change in personnel equipment or working conditions as mentioned in the application by the person authorised shall constitute a breach of this authorization.
5. The person authorised shall implement Emergency Response Procedure (ERP) for which this authorization is being granted considering all site specific possible scenarios such as spillages, leakages, fire etc. and their possible impacts and also carry out mock drill in this regard at regular interval of time.
6. The person authorised shall comply with the provisions outlined in the Central Pollution Control Board guidelines on "Implementing Liabilities for Environmental Damages due to Handling and Disposal of Hazardous Waste and Penalty".
7. An application for the renewal of an authorization shall be made as laid down under these Rules.
8. Any other conditions for compliance as per the guidelines issued by the Ministry of Environment, Forest and Climate Changes or Central Pollution Control Board from time to time.
9. Annual return shall be filed by June 30 th for the period ensuring 31 st March of the year.
10. It is the duty of the authorised person to take prior permission of the State Pollution Control Board to close down the facility.

**Regional Officer Palwal
For Haryana State Pollution Control Board**



FORM J
(See Rule 20)

Report No. -134
Dated: July 12, 2022

I, hereby, certify that I Narender Hooda as Board Analyst, duly appointed under sub section (3) of section 53 of Water (Prevention and control of Pollution) Act, 1974 (6 of 1974) received on the 05th day of July, 2022 from Sh. Randeep Sindhu AEE, a sample of liquid trade effluent of M/s Promot Enterprises Pvt. Ltd., Village-Dhatir, Palwal, collected on 04.07.2022 from the Inlet & Outlet of ETP for analysis. The Sample was in a condition fit for analysis reported below:-

I further certify that I have analyzed the afore-mentioned sample on 05/07/2022 to 12/07/2022 and declare the result of analysis to be as follows:-

Sr. No.	Parameter	Inlet of ETP	Outlet of ETP	Prescribed Limits	Method of Testing
1.	Colour	Light Greenish	Slight Hazy	-----	As per relevant parts of IS:2498(Part-V) and Standard Methods for the Examination of water and waste water APHA(23 rd edition)
2.	Odour	Pungent	No Smell	-----	
3.	pH Value	3.4	7.2	6.0-9.0	
4.	Conductivity $\mu\text{S/cm}$	7920	3450	-----	
5.	Total Suspended Solids mg/l	104	38	100	
6.	Oil & Grease mg/l	12	601	10	
7.	Iron as Fe mg/l	1.0	0.7	3	
8.	Total Metal mg/l	21.6	0.7	10	

The condition of the seals, fastening and container of the sample was as follow;

Container had its seals found intact in order, sign on the container had the signature of the representative of the industry and the board representative.

Signed this on: 12th day of July, 2022

Laboratory of the
Haryana State Pollution Control Board
Sector-16 A, Faridabad

Narender Hooda
Board Analyst

To
The Member Secretary
Haryana State Pollution Control Board
C-11, Sector-16, Panchkula (Haryana)

This test report relate only to the particular sample submitted for testing