

HARYANA STATE POLLUTION CONTROL BOARD, PANCHKULA (HARYANA)
BALANCE SHEET AS AT 31ST MARCH, 2006.

PREVIOUS YEAR	LIABILITIES	AMOUNT	TOTAL	PREVIOUS YEAR	ASSETS	AMOUNT	TOTAL
	CAPITAL ACCOUNT:-				FIXED ASSETS:- (As per Annexure 'D' attached)		
37,008,955.63	Opening Balance (as on 01/04/2005)	37,008,955.63	37,008,955.63	102,086,049.18			
32,721,283.00	Add: Grant received from Govt	3,357,005.00					
69,730,236.63	Less: Grant Utilised for revenue exp	40,365,960.63					
32,721,283.00		3,357,005.00			CURRENT ASSETS, LOANS AND ADVANCES:-		
37,008,955.63					I. CURRENT ASSETS:-		
	EXCESS OF INCOME OVER EXPENDITURE:-				a) Cash in hand	101,782.52	
687,373,221.51	Opening Balance (as on 01/04/2005)	768,037,979.03	887,329,653.89	25,740.73	b) Balance with Banks	23,633,044.35	
80,664,757.52	Add: Amt transferred from Income & Expenditure Account	119,291,674.86		16,707,093.10	(As per Annexure 'E' attached)		
768,037,979.03				18,709.00	c) Stamps in Franking Machine	51,989.00	
	CURRENT LIABILITIES & PROVISIONS:-			646,563,687.04	d) Fixed deposits with Banks	7,42,979,606.17	
34,446,340.00	a) Security Deposits (Refundable)	29,697,384.00	91,975,483.65	45,271,974.21	e) Interest accrued on FDRs	60,306,724.32	
1,948,259.82	b) Expenses payable (Annexure 'A')	1,953,506.82					
381,894.40	c) Other Current Liabilities (Annexure 'B')	588,385.40					
100.00	d) Staff Liabilities (Annexure 'C')	100.00					
7,514,778.07	e) Cess received-payable to Govt of India	12,067,235.64			51,026.50	II. LOANS AND ADVANCES:-	
1,520,000.00	f) C.R.E.P. Fund	1,520,000.00			13,487,428.75	a) Advances against purchases (Annexure 'F')	
185,524.00	g) Unutilized Grant-in-aid Eco Club	97,412.00			47,712,417.00	b) Staff Advances (Annexure 'G')	
1,252,676.01	h) CPF Bank Liability	1,311,960.01			4,799,789.00	c) Pension Fund with LIC	
33,793,879.00	i) G.P.F. Liability	37,810,337.00			14,039,312.00	d) Gratuity Fund with LIC	
458,778.00	ji) Earnest Money	1,389,446.00			55,000.00	e) Leave encashment with LIC	
339,716.73	k) Pension Fund	339,716.78			809,653.23	f) Telephone security	
5,200,000.00	l) W.J.C. Fund	5,200,000.00			g) Imprest w/o staff/others (Annexure 'H')		
892,088,889.74	G. TOTAL		1,016,314,093.17	892,088,889.74	G. TOTAL		1,016,314,093.17

[Signature]
A.O.

[Signature]
MEMBER SECRETARY

[Signature]
CHAIRMAN



As per our separate report of even date with copy

[Signature]

21/5/2009


HARYANA STATE POLLUTION CONTROL BOARD, PANCHKULA (HARYANA)
INCOME & EXPENDITURE ACCOUNT FOR THE YEAR ENDING 31ST MARCH, 2006

PREVIOUS YEAR	EXPENDITURE	AMOUNT	TOTAL	PREVIOUS YEAR	INCOME	AMOUNT	TOTAL
	ADMINISTRATIVE EXPENSES:-						
	A: ESTABLISHMENT EXPENSES				A: GRANTS		
28,893,209.00	Pay & Allowances	30,799,327.00		28,693,871.00	Received from Central Govt	3,094,922.00	
187,114.00	Leave Salary	253,121.00		4,027,412.00	Received from Central Board	262,083.00	
346,648.00	Pension contrabution	398,574.00		32,721,283.00	TOTAL (A)		3,357,005.00
3,000.00	Pension Expenditure						
49,025.00	Board contribution towards provident fund	104,596.00					
6,331.00	Board contribution towards EPF	-			B: FEES		
20,049.00	House rent board contribution	3,821.00		33,854,758.00	Air consent fees	35,774,082.00	
15,000.00	G.I.S.Board contribution	-		400.00	Appeal fees	33,000.00	
245,476.00	Gratuity	507,798.00		34,942,725.00	Water consent fees	39,887,581.00	
95,727.00	Leave encashment	293,972.00		11,896,426.00	Sample Testing fees	6,050,140.00	
	Ex-Gratia	75,000.00		6,636,528.00	N.O.C. fees	12,506,336.00	
29,861,579.00	Total (A)		32,436,209.00	434,250.00	Authorisation fees	302,965.00	
				-	Sale of Tender forms	18,300.00	
				337,390.00	Noise pollution	39,000.00	
				1,100,300.00	Flight to information	100.00	
				10,000.00	Tatkal fee	508,500.00	
				-	Recognition fees	30,000.00	
				400,000.00	Transfer Fee	20,000.00	
				-	Public hearing	5,445,000.00	
				-	CIS Board Contribution	15789.00	
					TOTAL (B)		101,628,793.00
	B: CONTINGENT EXPENDITURE:-						
59,986.00	Rent, rates & taxes	102,888.00					
1,084,958.00	Conveyance	1,306,308.00					
1,620.00	Professional Fee	7,384.00					
353,475.28	Postage & telegram	525,394.00					
1,500,039.28							
29,861,579.00	BALANCE CARRIED FORWARD	1,941,974.00	32,436,209.00	89,612,777.09	BALANCE CARRIED FORWARD		104,985,798.00
				122,334,060.09			Contd. 27



21/9/230

PREVIOUS YEAR	EXPENDITURE	AMOUNT	TOTAL	PREVIOUS YEAR	INCOME	AMOUNT	TOTAL
29,861,579.00		1,941,974.00	32,436,209.00	122,334,060.09			104,985,798.00
1,500,039.28							
802,153.72	Telephone expenses	919,134.40					
1,493,393.00	Water & electricity charges	1,366,633.00					
1,436,855.00	Medical Reimbursement	700,981.00					
1,402,650.05	Office expenditure	1,459,572.26		10,284.00	Car advance	9,427.00	
264,491.00	Sumptuary Allowance/hospitality	249,978.00		30,184.00	Scooter advance	29,515.00	
426,859.90	Printing & stationery	502,061.00			Computer Advance	16,190.00	
16,680.50	Newspapers & magazines	30,039.00		1,711.00	Moped advance	2,859.00	
7,245.00	Liveries	9,040.00		8,205.00	Marriage advance	8,407.00	
19,021.70	Bank charges	81,736.52		75,878.00	House building advance	121,931.00	
973,812.00	Advertisement & publicity	935,989.00		53,351,539.68	Fixed deposit Receipts	45,425,328.50	
69,806.00	Insurance	100,301.00		53,477,801.68			45,613,657.50
19,518.00	Seminar & workshop	164,406.00					
78880.00	Property Tax	38982.00		4,601,472.64	D: MISCELLANEOUS RECEIPTS		2321804.00
580,203.00	T A. Expenditure	451,196.00					
94,342.00	Repairs & maintenance (others)	81,844.00					
317,670.00	Legal Expenses	256,740.00					
315,836.00	Repairs & maintenance (Building)	736,811.00					
9,819,466.15							
29,861,579.00	BALANCE CARRIED FORWARD	10,027,418.18	32,436,209.00	180,413,334.41	BALANCE CARRIED FORWARD		173,817,503.17



183/17

PREVIOUS YEAR	EXPENDITURE	AMOUNT	TOTAL	PREVIOUS YEAR	INCOME	AMOUNT	TOTAL
29,861,579.00		10,027,418.18	32,436,209.00	180,413,334.41			173,817,503.17
9,819,466.15							
3,468.00	NAAQM A/C	10,663.00					
50,043.00	Laboratory expenses	146,525.24					
1,650.00	Repairs & maintenance(Lab. Equipment)	11,909.00					
963,998.59	Lab. Materials	394,421.00					
-	HBA Write Off	159,250.00					
-	Interest on HBA w/off	30,866.00					
-	Repairs & maintenance(Machine Equipment)	3,184.00					
-	Project Report	1,385,000.00					
-	Scoter advance write/off	2,913.00					
-	Intrest of Marriage advance write /off	1,960.00					
-	Honorarium	6,000.00					
-	Marriage advance write/off	19,000.00					
-	Computer exp	21,582.00					
10,838,625.74	TOTAL (B)		12,220,691.42				
	C: VEHICLE RUNNING & MAINTENANCE						
1,775,641.54	P.O.L.	1,799,881.45					
380,869.08	Repairs	410,815.20					
2,156,510.62	TOTAL (C)		2,210,696.65				
	D: OTHER ADMN. EXPENSES						
11,236.00	Audit fees	11,236.00					
53,335.00	Interest on CPF Accounts	58,960.00					
2,287,436.00	Interest on G.P.F. Accounts	2,588,009.00					
2,352,007.00	TOTAL (D)		2,658,205.00				
	E: MISCELLANEOUS EXPENDITURE:-						
385,717.50	Professional expenses	271,833.00					
	Subsidy to Industry	2,500,000.00					
50,000,000.00	Comprehensive Prog. for abatement of Pollution	-					
50,385,717.50			2,771,833.00				
95,594,439.86	BALANCE CARRIED FORWARD		52,297,635.07	180,413,334.41	BALANCE CARRIED FORWARD		173,817,503.17



2011/11/17

PREVIOUS YEAR	EXPENDITURE	AMOUNT	TOTAL	PREVIOUS YEAR	INCOME	AMOUNT	TOTAL
95,594,439.86	BALANCE B/F		52,297,635.07	180,413,334.41	BALANCE B/F		173,817,503.17
4,154,137.03	F: DEPRECIATION (As per annexure attached)	2228193.24	2,228,193.24				
80,664,757.52	To Excess of Income over Expenditure transferred to Balance Sheet		119,291,674.86				
180,413,334.41	GRAND TOTAL		173,817,503.17	180,413,334.41	GRAND TOTAL		173,817,503.17



[Signature]
S.F.O.

[Signature]
MEMBER SECRETARY

[Signature]
CHAIRMAN

As per our separate report of even date annexed

[Signature]

20/12/23

HARYANA STATE POLLUTION CONTROL BOARD, PANCHKULA (HARYANA)
RECEIPTS AND PAYMENTS ACCOUNT FOR THE YEAR ENDING 31ST MARCH, 2006

PREVIOUS YEAR	RECEIPTS	AMOUNT	TOTAL	PREVIOUS YEAR	PAYMENTS	AMOUNT	TOTAL
	A: OPENING BALANCES:-				A: CAPITAL EXPENDITURE:-		
58,540.52	Cash in hand		25,740.73	504,755.00	Furniture & fixtures	95,281.00	
	B: BANK BALANCES:-			877,779.00	Office Equipments	651,793.00	
579,660,100.63	Fixed deposit with Banks	646,563,687.04		204,312.00	Laboratory Equipments	550,821.00	
754.78	With Indian Bank (5817)			17,079.00	Library books	15,431.00	
66.85	With Indian Bank (2833)			1,511,537.68	Vehicles	502,984.93	
517.30	NBI A/C (6112)			66,647,829.81	Building	32,919.00	
4,012.00	Stamp in Franking machine	29.30		19,238,400.00	Land		1,849,139.93
241,353.51	with PNB A/C (3919/55)	18,709.00		89,001,692.49	ADMINISTRATIVE EXPENSES:-		
7,252.88	With Harbo Bank (2508)	235,011.51			B: ESTABLISHMENT EXPENSES		
937,316.42	with PNB A/C (4121/77)	966,140.42		28,893,209.00	Pay & Allowances	30,799,327.00	
33,020.52	With PNB CPF (5685/79)	34,088.52		187,114.00	Leave Salary	253,121.00	
296,860.80	With PNB GPF (7282/78)	306,460.80		346,648.00	Pension contribution	398,574.00	
16,659.12	With Deria Bank (8457)	17,275.12		-	HBA Write off	155,250.00	
1,401.92	With OBC, Sector 17, Chd.(14298)	1,401.92		6,331.00	Board contribution towards EPF		
6,553.75	With CBI, Pkla (687)			20,049.00	House rent board contribution	3,821.00	
1,240.00	With OBC/11, Pkla (5698)	112,649.00		15,000.00	G.S Board contribution		
	Andhara bank	2,431,580.00		245,476.00	Gratuity	507,798.00	
14,909.34	With SBOP/7, Chd (50573)	14,354.34		59,986.00	Rent rates & taxes	102,888.00	
16,996.08	With PNB/B, Pkla. (1037826)	87,179.17		353,475.28	Postage & telegram	525,394.00	
1,000.00	Pension & Gratuity A/c	1,000.00		802,163.72	Telephone expenses	919,134.40	
5,268,346.14	PNB (A/c 20328057)	1,250,284.32		-	Intrest on HBA write off	30,866.00	
61,891.00	PNB (A/c 20328136)	25,194.00		-	project report & Studies	1,385,000.00	
30,025.00	PNB (A/c 20328215)	372,497.00		-	R&M of machine & equip	3184.00	
18,357,640.81	PNB (A/c 20327915)	9,307,850.68		-	Subsidy to industry	2500000.00	
152,790.00	UBI(A/c 18039)	394,137.00		-	Property tax	38982.00	
	PNB (A/c 4118)	1149960		-	Leave Encashment	293972.00	
			663,289,489.14	-	Int: On M.A. write off	1,960.00	
				-	Marriage Adv. Write off	19,000.00	
				-	Int: On Motor Cycle Adv. Write off	2,913.00	
				-	Es-Gratia	75,000.00	
				-	Honorarium	6,000.00	
605,169,249.37	BALANCE CARRIED FORWARD	663,289,489.14	663,315,229.87	119,931,144.49	BALANCE CARRIED FORWARD	38,026,184.40	1,849,139.93

21/13/234




PREVIOUS YEAR	RECEIPTS	AMOUNT	TOTAL	PREVIOUS YEAR	PAYMENTS	AMOUNT	TOTAL
605,169,249.37		663,289,489.14	663,315,229.87	119,931,144.49		38,026,184.40	1,849,139.93
	C: GRANTS						
28,693,871.00	Received from Central Govt			3,000.00	Pension Expenses		
4,027,412.00	Received from Central Board	3,094,922.00		49,025.00	Computer Expenses	21,582.00	
32,721,283.00		262,083.00	3,357,005.00	1,084,958.00	C.P.F Board's Contribution	104,596.00	
				580,869.08	Conveyance Reimbursement	1,306,306.00	
				380,869.08	R & M Of Vehicle	410,815.20	
				1,493,393.00	Water & electricity charges	1,366,633.00	
				1,436,855.00	Medical Reimbursement	700,981.00	
				1,402,650.05	Office expenditure	1,459,572.26	
				264,491.00	Sumptuary Allowance/hospitality	249,978.00	
				426,859.90	Printing & stationery	502,061.00	
				16,680.50	Newspapers & magazines	30,039.00	
				7,245.00	Liveries	9,040.00	
				973,812.00	Advertisement & publicity	935,989.00	
				69,806.00	Insurance	100,301.00	
				19,518.00	Seminar & workshop	164,406.00	
				19,021.70	Bank charges	81,736.52	
				580,203.00	T.A. Expenditure	451,196.00	
637,890,532.37	BALANCE CARRIED FORWARD		666,672,234.87	128,159,531.72	BALANCE CARRIED FORWARD	7,895,233.98	45,921,410.38
							1,849,139.93

21/14/235




PREVIOUS YEAR	RECEIPTS	AMOUNT	TOTAL	PREVIOUS YEAR	PAYMENTS	AMOUNT	TOTAL
637,890,532.37			666,672,234.87	128,159,531.72		45,921,418.38	1,849,139.93
	D: FEES						
33,854,758.00	Air consent fees	36,774,082.00		94,342.00	Repairs & maintenance (others)	81,844.00	
400.00	Appeal fees	33,000.00		315,836.00	Repairs & maintenance (Building)	736,811.00	
34,942,725.00	Water consent fees	39,887,581.00		1,650.00	Repairs & maintenance (LAB EQ)	11,909.00	
11,896,426.00	Sample Testing fees	6,050,140.00		385,717.50	Profession Charges	271,833.00	
6,636,528.09	N.O.C. fees	12,506,336.00		50,043.00	Laboratory expenses	146,525.24	
434,250.00	Authorisation fees	302,965.00		963,998.59	Lab Materials	394,421.00	
	Scale of Car	129,375.00		1,775,641.54	P.O.L	1,799,881.45	
1,100,300.00	Tatkal Fee	506,500.00		11,236.00	Audit fees	11,236.00	
	Transfer Fee	20,000.00		3,468.00	NAAQM A/c/NAMP	10,663.00	
	Sale of Tender forms	18,300.00		317,670.00	Legal Expense	256,740.00	
10,000.00	Recognition fees	30,000.00		1,620.00	Professional Fee	7,384.00	
337,390.00	Pollution fees (Noise)	39,000.00		2,287,436.00	Interest on GPF A/Cs	2,588,009.00	
400,000.00	Public hearing	5,445,000.00		53,335.00	Interest on CPF A/Cs	58,960.00	
	GIS Board Contribution	15,789.00		134,421,525.35			
89,612,777.09			101,758,068.00				52,297,635.07
	E: INTEREST				C: OTHER PAYMENTS:-		
10,284.00	Car advance.	9,427.00		1,896,206.00	Increase in Leave Encashment with LIC	1,371,876.00	
53,351,539.68	Interest A/c	45,425,328.50		3,225,315.00	Increase in Pension fund with LIC	3,673,856.00	
30,184.00	Scooter advance	29,515.00		210,269.00	Increase in Gratuity fund with LIC	2,245,224.00	
1,711.00	Moped advance	2,859.00		12,809,296.77	Decrease in Cess Liability		
8,205.00	Marriage advance	8,407.00	45,475,536.50				
53,401,923.68							
780,905,233.14	BALANCE CARRIED FORWARD		813,905,839.37	152,562,612.12	BALANCE CARRIED FORWARD	7,290,956.00	54,216,775.00

21/15/236



PREVIOUS YEAR	RECEIPTS	AMOUNT	TOTAL	PREVIOUS YEAR	PAYMENTS	AMOUNT	TOTAL
780,905,233.14							
53,401,923.68			813,905,839.37	152,562,612.12			
75,878.00	House building advance	121,931.00				7,290,956.00	54,146,775.00
-	Computer advance	16,190.00				15,035,747.11	
-	Right to information	100.00		106,929.00	Increase in Interest Accrued On FDR		
4,756.00	Audit fee Payable increase	11,236.00			Increase in Imprest With others Staff		
510,077.43	Decrease in Staff Advance	57,132.05		95,727.00	Increase in GPF Adv	117,420.00	
60,441,613.99	Decrease in Advance for purchases	227,147.50		200.00	Increase in Leave encashment fund		
263,900.00	Decrease in Computer Advance	-		1,900.00	Increase in CPF Advance	22,000.00	
37,056.00	Decrease in Scooter/Motor Cycle Advance Net	9,971.00		618,787.00	Increase in Moped Advance	49,000.00	
5,327,128.79	Decrease in Intl. Accrued on FDR	-		136,450.00	Increase in HBA Advance		
-	Decrease in Wheat Adv.	800.00		68,040.00	Increase in Marriage Advance		
-	Decrease in HBA	515689.00		800.00	Increase in Car Advance		
-	Decrease in Marriage Adv	15750.00		160,824.00	Increase in Wheat Advance		
-	Decrease in Car Adv.	313560.00		710.00	Decrease in HRA Payable	396.00	
-	Decrease in Computer Adv	289400.00		80,697.00	Decrease in CPF liability		
345,208.00	Increase in earnest money	930668.00		27,165.00	Decrease Interest on HBA Payable		
-	Increase in HBA Payable	710.00		1,340.00	Decrease in House Rent Payable		
-	Increase in Cess Liability	4552457.57		4,859.00	Decrease in GIS Payable		
-	Increase in GIS Payable	2400.00		4,350.00	Decrease in TDS Payable	7,200.00	
1,562.00	Increase in CPF Payable	24472.00		300.00	Decrease in HBA Payable		
11,884.00	Increase in GPF Payable	48614.00		-	Decrease in Computer Advance Payable		
3,288,310.00	Increase in GPF Liability	4016458.00		-	Decrease in Scooter Advance Payable		
-	Increase in CPF Liability	59284.00		-	Decrease in Grant-in-aid Eco-Club	88,112.00	
-	Increase in HBA Payable	5094.00		-	Decrease in Security Payable	4,748,965.00	
-	Increase in Car Advance Payable	3600.00		78,880.00	Decrease in Salary Payable	5,593.00	
-	Increase, Intl. On Car Advance Payable	900.00		50,000,000.00	Property Tax		
-	Increase Intl. On Computer Advance Payable	2000.00			Comprehensive prog for abatement		
350.00	Increase in NSC Payable	79047.00					
-	Increase in Current Liability	50658.00	11,354,669.12				
70,307,724.21							
851,212,957.35	BALANCE CARRIED FORWARD		825,260,508.49	203,950,570.12	BALANCE CARRIED FORWARD	27,365,389.11	46,775.00


21/16/237



Contd.

PREVIOUS YEAR	RECEIPTS	AMOUNT	TOTAL	PREVIOUS YEAR	PAYMENTS	AMOUNT	TOTAL
851,212,957.35			825,260,508.49	203,950,570.12		27,365,389.11	54,146,775.00
	F: MISCELLANEOUS RECEIPTS:-						
	Miscellaneous receipts	23,218,047.67		203,962,143.12			27,365,389.11
	Increase in amount due Salary Payable			9,050.00	Car Advance Payable Decrease		
4,501,472.64	Increase in C.R.E.P. Fund			805.00	EPF Payable Decrease		
309,175.00	Increase in security refundable			1,600.00	Interest on Car Advance Payable Decrease		
600,000.00	Increase in Un-utilized Grant-in-Aid Eco-club			118.00	LIC Payable Decrease		
10,444,600.00	Decrease in GPF advance			25,740.73			
26,476.00					D: CLOSING BALANCES:-		
82,692.00					Cash in hand		101,752.52
16,064,415.64					E: BANK BALANCES:-		
				646,563,687.04	Fixed deposit with Banks	742,979,606.17	
				29.30	NBI A/C (6112)		
				18,709.00	Stamp in Franking machine	51,989.00	
				17,275.12	With Dena Bank (8457)	17,873.12	
				1,401.92	With OBC, Sector 17, Chd (14298)		
				112,649.00	With OBC/11, Pk1a (5698)	116,626.00	
				235,011.51	with PNB A/C (3919/55)	242,098.51	
				966,140.42	with PNB A/C (4121/77)	1,005,309.42	
				34,088.52	With PNB CPF (5685/79)	35,292.52	
				306,460.80	With PNB GPF (7282/78)	317,280.80	
				87,179.17	With PNB/8, Pk1a (1037826)	1,666,005.17	
				14,354.34	With SBOP/7, Chd (50573)	14,354.34	
867,277,372.93	BALANCE CARRIED FORWARD		23,218,047.67				
			848,478,556.16	852,344,869.99	BALANCE CARRIED FORWARD	746,446,435.05	81,613,916.63

24/17/238




PREVIOUS YEAR	RECEIPTS	AMOUNT	TOTAL		PREVIOUS YEAR	PAYMENTS	AMOUNT	TOTAL
			848,478,556.16	852,344,869.99				
867,277,372.99					9,307,850.68	Punjab National Bank (A/c 20327915)	746,446,435.05	81,613,916.63
					1,250,284.32	Punjab National Bank (A/c 20328057)	8,785,332.75	
					25,194.00	Punjab National Bank (A/c 20328136)	5,726,791.29	
					372,497.00	Punjab National Bank (A/c 20328215)	230,191.00	
					394,137.00	UBI (A/c-18039)	682,489.00	
					1,000.00	Pension & Gratuity A/c	1,619,761.00	
					2,431,580.00	Andhra Bank(A/c 00244)	1,000.00	
					-	Canara Bank(A/c 10165)	448,874.75	
					1,149,960.00	PNB, Sec-4, Pkl(A/c 4118)	1,132,343.00	
867,277,372.99	TOTAL		848,478,556.16	867,277,372.99		Total	1,791,421.69	766,864,639.53
								848,478,556.16

[Signature]
S.A.O.

[Signature]
MEMBER SECRETARY

[Signature]
CHAIRMAN

As per our separate report of even date annexed



21/19/240

HARYANA STATE POLLUTION CONTROL BOARD, PANCHKULA (HARYANA)
ANNEXURE 'A' EXPENSES PAYABLE AS ON 31ST MARCH, 2006.

VIIOUS YEAR	PARTICULARS	CURRENT YEAR
1863160.77	Salaries payable	1857567.77
82668	Audit fees payable	93904
2431.05	House Rent payable	2035.05
1,948,259.82	TOTAL	1,953,506.82

[Signature]
S.P.O.

[Signature]
MEMBER/SECRETARY

[Signature]
CHAIRMAN



21/ 20/ 24 1

ANNEXURE 'B' OF OTHER CURRENT LIABILITIES AS ON 31ST MARCH, 2006.

FOUS YEAR	PARTICULARS	CURRENT YEAR
5056 00	CPF payable (Board)	
8995 00	GIS payable	29528 00
37500 00	Income Tax deducted at source (Salaries)	11395 00
268384 00	GPF payable	30300 00
0 00	HBA Payable	316998 00
36980 40	NSC payable	4500 00
5400 00	Car advance payable	116027 40
847 00	Bonus payable	9000 00
0 00	Computer advance payable	847 00
0 00	Payable to Others	1000 00
1877 00	Disc. recovery payable	4 00
0 00	M/s. Toshniwal Process Instruments Pvt Ltd.	18732 00
381,894.40	TOTAL	50054 00
		588,385.40

[Signature]
S.K.O.

[Signature]
MEMBER SECRETARY

[Signature]
CHAIRMAN

[Signature]



21/21/242

ANNEXURE 'C' OF AMOUNT DUE TO STAFF AS ON 31ST MARCH, 2006.

PREVIOUS YEAR	PARTICULARS	CURRENT YEAR
100.00	Sh. Som Dutt, Driver	100.00
100.00	TOTAL	100.00

Hyadar
Sd/-

Hyadar
MEMBER SECRETARY

Hyadar
CHAIRMAN



HARYANA STATE POLLUTION CONTROL BOARD, PANCHKULA (HARYANA)
ANNEXURE 'D' OF FIXED ASSETS AS ON 31ST MARCH, 2006

Sr. NO.	PARTICULARS	BOOK VALUE	ADDITIONS		SALES DURING THE YEAR	TOTAL COST	Rate	DEPRECIATION	BOOK VALUE
		AS ON 01.04.2004	UPTC 30.09.2004	AFTER 01.10.2004		AS ON 31.03.2005		DURING THE YEAR	AS ON 31.03.2005
1	Land A/C	20825513.66		0.00	0.00	20825513.66	0.00	0.00	20825513.66
2	Building A/C	72431935.82	32919.00	0.00	0.00	72464854.82	1.00	724648.55	71740206.27
3	Air Conditioners/Coolers	230.48			0.00	230.48	15.00	34.57	195.91
4	Fans	77.98			0.00	77.98	10.00	7.80	70.18
5	Typewriters	348.22			0.00	348.22	60.00	208.93	139.29
6	Paper Coping machine	78.34			0.00	78.34	15.00	11.75	66.59
7	Other Office Equipments	2425706.72	44786.00	606917.00	0.00	3077409.72	15.00	416092.69	2661317.03
8	Laboratory Equipments	2110775.36	50279.00	500542.00	0.00	2661596.36	15.00	361693.80	2299897.56
9	Furniture & fixtures	1697197.57	0.00	95281.00	0.00	1792478.57	10.00	174483.81	1617994.76
10	Library Books	287411.89	9133.00	6298.00	0.00	302842.89	60.00	179816.33	123026.56
11	Car	2305992.78	91399.00	411585.93	129375.00	2679602.71	15.00	371071.46	2308531.25
12	Cycle	790.36	0.00		0.00	790.36	15.00	118.55	671.81
TOTAL		102,086,059.18	228,516.00	1,620,623.93	129,375.00	103,805,824.11		2,2,28193.24	101,577,630.87

21/22/243

[Signature]
SR/A.O.

[Signature]
MEMBER SECRETARY

[Signature]
CHAIRMAN



21/23/244

HARYANA STATE POLLUTION CONTROL BOARD, PANCHKULA (HARYANA)
ANNEXURE 'E' OF BALANCES WITH BANKS AS ON 31ST MARCH, 2006.

PREVIOUS YEAR	PARTICULARS	CURRENT YEAR
29,35,57	a) New Bank of India (Account No. 6112)	
235,011.57	b) Punjab National Bank (Account No. 3919/55)	242,098.51
966,140.42	c) Punjab National Bank (Account No. 4121/77)	1,005,309.42
34,088.52	d) Punjab National Bank CPF (Account No. 5685/79)	35,292.52
306,460.80	e) Punjab National Bank GPF (Account No. 7282/78)	317,280.80
17,275.12	f) Dena Bank (Account No. 8457)	17,873.12
1,401.92	g) Oriental Bank of Commerce/17. Chd. (A/c No. 14298)	
112,649.00	h) Oriental Bank of Commerce/11, Pkla (A/C No. 5698)	116,626.00
14,354.34	i) State Bank of Patiala/7. Chd. (A/c No. 50573)	14,354.34
87,179.17	j) Punjab National Bank/8, Pkla (A/C No. 1037826)	1,666,005.17
1,000.00	k) Pension & Gratuity Account	1,000.00
9,307,850.56	l) Punjab National Bank (A/c 20327915)	8,785,332.75
1,250,284.37	m) Punjab National Bank (A/c 20328057)	5,726,791.29
25,194.00	n) Punjab National Bank (A/c 20328136)	230,191.00
372,497.00	o) Punjab National Bank (A/c 20328215)	682,489.00
394,137.00	p) UBI (A/C-18038)	1,519,761.00
2,431,580.00	q) Andhra Bank (A/c 00244)	448,874.75
1,149,960.00	r) Punjab National Bank Sec-4, PkI (A/c 4118)	1,791,421.69
	s) Canara Bank (A/c 10165)	1,132,343.00
16,707,093.10	TOTAL	23,833,044.36

[Signature]
S.A.G.

[Signature]
MEMBER, SECRETARY

[Signature]
CHAIRMAN



21/24/245

ANNEXURE 'F' FOR ADVANCE AGAINST PURCHASES AS ON 31ST MARCH, 2006

PREVIOUS YEAR	PARTICULARS	CURRENT YEAR
10,382.50	E.E. Faridabad Region	-
4.00	Controller Printing & stationery deptt.	4.00
9,840.00	AGM Communication Adjustment	-
399,240.00	Hartron Chd	225,468.00
98,560.00	Haryana Agro Industries	-
-	Gurgaon Year India Ltd.	12,633.00
-	National Infrastructure	43,000.00
-	Kirloskar ML	9,774.00
518,026.50	TOTAL	290,879.00

Agades
S.R.J.A.O.

Agades
MEMBER SECRETARY

Agades
CHAIRMAN

a.l. & Jey



HARYANA STATE POLLUTION CONTROL BOARD, PANCHKULA (HARYANA)
ANNEXURE 'G' OF STAFF ADVANCES AS ON 31ST MARCH, 2006

PREVIOUS YEAR	PARTICULARS	CURRENT YEAR
944,500.00	Computer Advance	655,100.00
487,628.00	Scooter/Motor cycle advance	477,657.00
33,250.00	Moped advance	82,250.00
517,694.00	Marriage advance	501,944.00
33,578.75	CPF advance	55,578.75
1,922,522.00	Car advance	1,508,962.00
8,267,736.00	House Building Advance	7,752,047.00
1,271,516.00	GPF advance	1,388,936.00
594.00	HBA Payable	-
1,000.00	Computer advance payable	-
900.00	Interest on car advance payable	-
710.00	Interest on HBA Payable	-
800.00	Wheat Advance	-
13,482,428.75	TOTAL	12,522,474.75

[Signature]
S.O.

[Signature]
MEMBER SECRETARY

[Signature]
CHAIRMAN

[Signature]



ANNEXURE 'H' OF AMOUNT DUE TO STAFF AS ON 31ST MARCH, 2006.

A: IMPREST WITH STAFF:-		
30,700.32	Sh. Vinay Sharma, D/man	30,700.32
3,937.50	Public Health, Haryana, Chandigarh	3,937.50
200.50	Sh. Vinay Jhingan, ADA	200.50
500.00	Sh. Ranbir Singh, Peon	500.00
(32.50)	Sh. Shambu Parshad, MCC	-
(3,873.00)	Sh. Baldev Singh, Driver	-
(2,647.00)	Sh. Jagat Singh, Driver	-
(1.00)	Sh. Vikash Verma, Driver	-
15,960.00	Sh. Kashmir Singh, Driver	-
-	Sh. R.K. Kaushik	(50.00)
0.50	Sh. Dukhi Ram, M.C.C.	-
(6,178.00)	Sh. Maya Vaid, S.S.A	-
52,138.00	Director Env. Haryana	(472.00)
(0.02)	Sh. Vikas Kausal, J.R.F	-
1,016.00	Sh. Mukhtiar Singh	-
250.00	Sh. H.S. Bains	-
2,523.00	Sh. M.S. Rathi R.O. Hisar	-
29,488.87	Sh. Sher Singh Bhati	32,239.00
7,323.00	Sh. S.S. Singhroha	7,323.00
(110.00)	Sh. Shushil kumar driver	(110.00)
0.20	Sh. Ramesh Paul	-
204.00	Sh. Ram Phal	-
131,400.37	TOTAL (B)	74,268.32
B: IMPREST OTHERS:-		
10,000.00	Imprest A/C. Lab. Hissar	10,000.00
10,000.00	Imprest A/C. Lab. Gurgaon	10,000.00
90,000.00	Imprest A/C EE Faridabad	90,000.00
60,820.11	Imprest A/C EE Sonapat	60,820.11
99,944.75	Imprest A/C EE Hissar	99,944.75
60,000.00	Imprest A/C EE, Chandigarh	60,000.00
60,000.00	Imprest A/C EE Bailabgarh	60,000.00
87,489.00	Imprest A/C EE Gurgaon	87,489.00
60,000.00	Imprest A/C EE Panipat	60,000.00
59,999.00	Imprest A/C R/O Bahadurgarh	59,999.00
60,000.00	Imprest A/C R/O Yamuna Nagar	60,000.00
20,000.00	Imprest A/C SPL R/O Faridabad	20,000.00
678,252.86	TOTAL (B)	678,252.86
809,653.23		752,521.18

Kanda
SR A.O.

S. Jaiswal
MEMBER SECRETARY

Arora
CHAIRMAN

