



HARYANA STATE POLLUTION CONTROL BOARD
C-11, SECTOR-6, PANCHKULA
Ph-0172-577870-73, Fax No. 2581201
E-mail: hspcbhazardouswaste@gmail.com

HSPCB/HWM/2024/ Dated: 21-10-2024

To

The Member Secretary,
Central Pollution Control Board,
Parivesh Bhawan, East Arjun Nagar,
Delhi – 110032.

Subject: Submission of Annual Inventory on Hazardous and Other Wastes generation and its Management for the year 2023-24 - reg.

Kindly refer to the subject noted above.

In this connection, I have been directed to enclose herewith Annual Inventory on Hazardous and Other Wastes generation and its Management for the year 2023-24, for information and further necessary action.

DA/As above

Endst. No. HSPCB/HWM/2024/ Dated: 21-10-2024

A copy of the above is forwarded to the Sr. Env. Engineer, IT Cell, HSPCB for uploading of Annual Inventory on Hazardous and Other Wastes generation and its Management for the year 2023-24 on the website of the Board.

DA/As above

Signed by

Naveen Gulia

Date: 21-10-2024 10:41:43

Sr. Environmental Engineer (HQ)
For Chairman

Annual Inventory on Hazardous and Other Waste Management																			
Name of SPCB : Haryana State Pollution Control Board										Year: 2023-2024									
A1 Details on Hazardous Waste Generation																			
S.No.	Name of the District	Total Number of HW Generating Industry	Number of Units possessing authorisation	Number of Units exempted from obtaining Authorisation	Number of HW Units submitted annual returns	Authorized Quantity of Hazardous Waste (Metric Tonne)				Total Quantity	Quantity of Hazardous Waste generated as per Annual Return (Metric Tonne)				Total Quantity	Details on Import and Export of Hazardous Waste			
						Landfillable	Incinerable	Recyclable	Utilizable		Landfillable	Incinerable	Recyclable	Utilizable		Quantity of HW imported during the year (Metric Tonne)	Type of HW*	Quantity of HW exported during the year (Metric Tonne)	Type of HW*
						1	2	3	4		5	6	7	8		9	10	11	12
1	Karnal	157	157	0	157	245.6906	459.1307	58.1382	0	762.9595	237.835	234.725	33.685	0	506.245	0	0	0	0
2	Yamuna nagar	170	170	0	170	416.8	223.02	20483.1	0	21122.92	164.8	46.01	43.01	0	253.82	0	0	0	0
3	Hisar	91	91	0	91	988.32	25	52541.85	39170.6	92725.77	661.25	21.355	32846.15	0	33528.755	0	0	0	0
4	Fatehabad	30	30	0	30	39.37	0	14352	11993	26384.37	37	0	14000	11993	26030	0	0	0	0
5	Sirsa	43	43	0	43	71.82	1.55	6063.8	0	6137.17	12.25	1.92	1650.75	0	1664.92	0	0	0	0
6	Bhiwani	41	41	0	41	69.79	0	8.93	0	78.72	69.79	0	8.93	0	78.72	0	0	0	0
7	Charkhi Dadri	15	15	0	15	0	0	4.1	0	4.1	0	0	4.1	0	4.1	0	0	0	0
8	Panipat	457	457	0	457	3861.3496	200.2	171579.881	0	175641.4306	2062.493	175.8	134297.973	36336.928	172873.194	0	0	0	0
9	Nuh	61	61	0	61	2881.6	4.000	15000.000	31900.0	49785.57	189.78	2.004	0.5	6615.00	6807.284	0	0	0	0
10	Palwal	177	177	0	177	4279.345	1884.744	247.462	112.6	6524.151	2624.234	955.362	153.65	36.32	3769.566	0	0	0	0
11	Ballabgarh	794	794	0	794	5729.84	1920.01	680.02	0	8329.87	4301.03	1680.01	308	0	6289.04	0	0	0	0
12	Panchkula	187	187	0	187	328.47	113.4	581.24	0	1023.11	102	52	325	0	325	0	0	0	0
13	Sonipat	1256	1256	0	1145	47928.61	23.93	243441.98	0	291394.52	3765.27	16.75	170409.4	0	174191.42	14926.12	0	0	0
14	Ambala	143	143	0	30	5315.381	4453.715	421.02245	0	10195.07845	4585.33	2001.743	4.227	0	6591.3	0	0	0	0
15	Jind	58	58	0	58	20.5	0	32301	36610	68931.5	15	0	17500	23800	41315	0	0	0	0
16	Kaithal	46	46	0	26	8.5	0	5462	4220	9690.5	2.8	0	3560	2940	6502.8	0	0	0	0
17	Gurugram (S)	1050	1050	0	1050	18156.92	8456.9	35352.31	14567.8	76533.93	2164.51	6125.59	6429.72	6651.2	21371.02	0	0	0	0
18	Rewari	291	291	0	291	8586.00	7678.00	20169.70	550.00	36983.70	6863.71	3090.6	1619.28	430.06	12003.65	0	0	0	0
19	Mahendergarh	11	11	0	11	0	17	2203.5	0	2220.5	0	2.6	710.25	0	712.85	0	0	0	0
20	Faridabad	328	328	0	328	2390	995	310	0	3695	1394	916.945	15.49	0	2326.435	0	0	0	0
21	Jhajjar	405	405	0	405	618.9023	259.504	123.78	0	1002.1863	494.429	249.02	104.352	0	847.801	0	0	0	0
22	Rohtak	169	169	0	169	3820.5	1117	571.7	0	5509.2	3038.51	918.395	368.5	0	4325.405	0	0	0	0

23	GRN	743	743	0	743	1378.524	11980.7	2492.52	3651.44	19503.184	64.685	6881.78	1689.41	1621.81	10257.685	0	0	0	0
24	Kurukshetra	91	91	0	50	21.92	0	29.235	0	51.155	25.621	0	16.686	0	42.307	0	0	0	0
	Total	6814	6814	0	6529	107158.1225	39812.8	624479.2687	142775.44	914230.5949	32876.327	23372.609	386099.063	90424.318	532618.317	14926.12	0	0	0
Note: * Please specify category also (i.e. Schedule III -Part A/B/D of HOWM Rules with Basel Number)																			

A2 Details on Inter-state Movement of Hazardous Waste for Recycling/ Utilisation/ Disposal

S. No.	Hazardous Waste	Hazardous Waste received from other State/UT		Hazardous Waste sent to other State/UT	
		Name of State/UT from which waste received	Quantity received (MT)	Name of State/UT where waste sent (MT)	Quantity sent (MT)
		14	15	16	17
1	For disposal at common secured landfill				
2	For disposal at common Incinerator				
3	For recycling by Schedule IV recyclers				
	Ballabgarh	Haryana	1615498 Ltrs		
		Rajasthan	23581 Ltrs		
		Uttar Pradesh	82672 Ltrs		
		Delhi	242976 Ltrs		
		Bihar	18706 Ltrs		
		Orissa	2911 Ltrs		
		Punjab	4700 Ltrs		
		West Bengal	3000 Ltrs		
		Assam	7545 Ltrs		
	Gurugram (N)			Rajsthan	17.2
4	For utilization in co-processing (cement plants)				
	Gurugram (S)			Rajasthan	7150.6
	Rewari			Rajasthan	430.06
	Faridabad			Rajsthan/MP	11741.5
	Gurugram (N)			Rajsthan	6017.71
5	For non-captive utilization based on CPCBs SOPs				

A3 Details on Hazardous Waste Recycled and Utilized

S.No.	Name of the District	Recycling/Utilization of hazardous waste (generated within the State/UT)							Recycling/Utilization of hazardous waste (received from other State/UT)		
		Quantity of waste Recycled (listed under Schedule-IV Hazardous Wastes) (MT)		Quantity Utilized (MT)					Quantity of waste Recycled (listed under Schedule-IV Hazardous Wastes) (MT)	Quantity Utilized (MT)	
				Co-processing in Cement plant		Non-captive utilization based on CPCBs SOPs		Captive utilization of hazardous waste and Other		Co-processing in Cement plant	Non-captive utilization based on CPCBs SOPs
Generated within state	Imported	Generated within state	Imported	Generated within state	Imported	Generated within state	Imported		25		
		18	19	20	21	22	23	24	25	26	27
1	Karnal	126.366	0	0	0	0	0	0	0	0	0
2	Yamuna nagar	0	0	0	0	0	0	0	0	0	0
3	Hisar	22735	0	0	0	0	0	0	0	0	0
4	Fatehabad	26030	0	0	0	0	0	0	0	0	0
5	Sirsa	32880	0	0	0	0	0	0	0	0	0
6	Bhiwani	0	0	0	0	0	0	0	0	0	0
7	Charkhi Dadri	0	0	0	0	0	0	0	0	0	0
8	Panipat	0	0	0	0	0	0	0	0	0	0
9	Nuh	0	0	0	0	0	0	0	15000	0	12000
10	PWL	585	0	0	0	0	0	0	0	0	0
11	Ballabgarh	312.35	0	0	0	0	0	0	312.35	0	0
12	Panchkula	325	0	0	0	0	0	0	0	0	0
13	Sonipat	49623.302	0	0	0	0	0	0	0	0	0
14	Ambala	0	0	0	0	0	0	0	0	0	0
15	Jind	17500	0	0	0	0	0	0	0	0	0
16	Kaithal	3560	0	0	0	0	0	0	0	0	0
17	Gurugram (S)	6115.24	0	0	0	0	0	0	0	0	0
18	Rewari	1585.43	0	430.06	0	0	0	0	0	0	0
19	Mahendergarh	781.38	0	0	0	0	0	0	0	0	0
20	Faridabad	0	0	11741.5	0	0	0	0	0	0	0
21	Jhajjar	72.143	0	0	0	0	0	0	0	0	0
22	Rohtak	31517	0	0	0	0	0	0	0	0	0
23	Gurugram (N)	1478.45	0	0	0	1503.13	0	0	0	0	0
24	Kurukshetra	29.235	0	0	0	0	0	0	0	0	0
	Total	195255.896	0	12171.56	0	1503.13	0	0	15312.35	0	12000

A4 Details on Hazardous Waste Disposed

S.No.	Name of the District	Disposal of hazardous waste (generated within the State/UT)				Disposal of hazardous waste (received from other State/UT)	
		Quantity Disposed in Secured Landfill (MT)		Quantity Disposed through Incinerator (MT)		Quantity Disposed in common (MT)	
		Common	Captive	Common	Captive	SLF	Incinerator
		28	29	30	31	32	33
1	Karnal	0	0	0	0	0	0
2	Yamuna nagar	75.915	0	0	0	0	0
3	Hisar	723.42	0	28.4	0	0	0
4	Fatehabad	37	0	0	0	0	0
5	Sirsa	687.57	0	23.275	0	0	0
6	Bhiwani	78.72	0	0	0	0	0
7	Charkhi Dadri	0	0	0	0	0	0
8	Panipat	2015.76	0	187.74	0	0	0
9	Nuh	189.78	0	2.005	0	0	0
10	PWL	2576.95	0	0	0	0	0
11	Ballabgarh	4349.5	0	1691.77	0	0	0
12	Panchkula	41	0	27	0	0	0
13	Sonipat	2765.27	0	0	2.355	0	0
14	Ambala	4559.494	0	1976.743	0	0	0
15	Jind	15	0	0	0	0	0
16	Kaithal	2.8	0	0	0	0	0
17	Gurugram (S)	3254.71	0	6245.52	0	0	0
18	Rewari	6947.71	0	3085.58	0	0	0
19	Mahendergarh	0	0	2.71	0	0	0
20	Faridabad	1394	0	779	0	Nil	Nil
21	Jhajjar	494.429	0	249.02	0	0	0
22	Rohtak	3038.51	0	918.395	0	0	0
23	Gurugram (N)	44.465	0	209.845	0	0	0
24	Kurukshetra	21.92	0	0	0	0	0
	Total	33313.923	0	15427.003	2.355	0	0

A5 Details on Hazardous Waste Stored at Occupier Premises

S.No.	Name of the District	Total Quantity of HW stored at Occupier premises at the beginning of the financial year i.e. 1 st April (MT)				Total Quantity of HW stored at Occupier premises at the end of financial year i.e. 31 st March (MT)			
		Landfillable	Incinerable	Recyclable	Utilizable	Landfillable	Incinerable	Recyclable	Utilizable
		34	35	36	37	38	39	40	41
1	Karnal	0	0	0	0	0	0	0	0
2	Yamuna nagar	219.4572	124.285	438.0283	0	219.4572	99.415	94.2205	0
3	Hisar	61.2	0	423.7	0	78.81	0	958	0
4	Fatehabad	5	0	250	0	2	0	233	0
5	Sirsa	61.2	0	423.7	0	93.8	0	514.4	0
6	Bhiwani	57.74	0	6.28	0	12	0	2.7	0
7	Charkhi Dadri	0	0	1.6	0	0	0	1.6	0
8	Panipat	234.767	13.44	10.183	3134.28	281.5	1.5	122714.896	3704.693
9	Nuh	45	342.64	10.675	1367.234	32	1	0	1678.9
10	PWL	476.853	175.9	15.8	118	135	12.875	25.745	102
11	Ballabgarh	309.6	107.83	47.09	0	251.13	42.74	0	0
12	Panchkula	295.28	32	0	0	342.29	42	0	0
13	Sonipat	290.6126	171.889	107.1	0	1000	0	0	0
14	Ambala	19.89	51.0508	0.846	0	25.46	25	3.404	0
15	Jind	3	0	3500	9500	2	0	1850	8200
16	Kaithal	1	0	1500	1000	1	0	1800	700
17	Gurugram (S)	1056.7	1610.19	162	0	121.65	814.25	135.98	0
18	Rewari	255.45	186.733	65.2082	0	171.445	191.75	99.0522	0
19	Mahendergarh	0	0.23	99.038	0	0	0.12	27.9	0
20	Faridabad	47.21	100.12	1.05	0	0	5.25	0.62	0
21	Jhajjar	85.356	27.246	10.22	0	65.305	23.122	14.212	0
22	Rohtak	126.6	30.613	3.26	0	127.7	27.383	2.68	0
23	Gurugram (N)	18.92	454.175	160.73	238.68	20.22	150.05	193.76	118.68
24	Kurukshetra	3.701	0	0.839	0	1.085	0	1.265	0
	Total	3674.5368	3428.3418	7237.3475	15358.194	2983.8522	1436.455	128673.4347	14504.273

A6 Details on management of Other Waste (Domestically generated and Imported)

S.No.	Name of the District	*Number of units authorized for recycling/utlization of Other Waste (MT)		Authorized capacity (MT)		Quantity of other waste imported from other country (MT)	Basel Number	Name of Country	Quantity of other waste exported to other country (MT)	Type and category	Name of Country	Quantity of other waste domestically generated (MT)	Quantity of Other waste received from other state (MT)	Quantity of Other waste sent to other state (MT)	Quantity of other waste (Schedule III waste B and D) utilized/recycled during the year April-March (MT)		Other waste sent for disposal to Common TSDF (MT)	Quantity of HW generated during recycling/ utilization of other waste (MT)	Quantity of HW sent for disposal (MT) (as given at 54)	Quantity of other waste stored at Occupiers premises (MT) (including imported and		
		Other Waste Schedule III-Part B	Other Waste Schedule III-Part D	Other Waste Schedule III-Part B	Other Waste Schedule III-Part D										Imported	Domestically generated				at the beginning of the financial year	at the end of financial year	
		42	43	44	45										46	46(i)				46(ii)	47	47(i)
1	Karnal	0	0	0	0	0	0	0	0	0	0	0	0	0	0	0	0	0	0	0	0	0
2	Yamuna Nagar	0	0	0	0	0	0	0	0	0	0	0	0	0	0	0	0	0	0	0	0	0
3	Hisar	13	0	38520.5	0	0	0	0	0	0	0	0	0	0	0	0	0	0	0	0	0	0
4	Fatehabad	11	0	26345	0	0	0	0	0	0	0	0	0	0	0	0	0	0	0	0	0	0
5	Sirsa	0	0	0	0	0	0	0	0	0	0	0	0	0	0	0	0	0	0	0	0	0
6	Bhiwani	0	0	0	0	0	0	0	0	0	0	0	0	0	0	0	0	0	0	0	0	0
7	Charkhi Dadri	0	0	0	0	0	0	0	0	0	0	0	0	0	0	0	0	0	0	0	0	0
8	Panipat	0	0	0	0	0	0	0	0	0	0	0	0	0	0	0	0	0	0	0	0	0
9	Nuh	5	0	31900	0	0	0	0	6614.99	0	0	0	1200	0	0	0	0	0	0	0	0	0
10	PWL	0	0	0	0	0	0	0	0	0	0	0	0	0	0	0	0	0	0	0	0	0
11	Ballabgarh	0	0	0	0	0	0	0	0	0	0	0	0	0	0	0	0	0	0	0	0	0
12	Panchkula	0	0	0	0	0	NA	NA	0	NA	NA	0	0	0	0	0	0	0	0	0	0	0
13	Sonipat	15	0	247500	0	14926.12	0	14926.12	0	0	0	0	0	0	0	0	0	0	0	0	0	0
14	Ambala	0	0	0	0	0	0	0	0	0	0	0	0	0	0	0	0	0	0	0	0	0
15	Jind	15	0	31100	0	0	0	0	14880	0	3	510	2650	0	0	0	0	0	0	0	0	0
16	Kaithal	3	0	4220	0	0	0	0	2700	0	0.55	870	450	0	0	0	0	0	0	0	0	0
17	Gurugram (S)	0	0	0	0	0	0	0	0	0	0	0	0	0	0	0	0	0	0	0	0	0
18	Rewari	0	0	0	0	0	0	0	0	0	0	0	0	0	0	0	0	0	0	0	0	0
19	Mahendergarh	0	0	0	0	0	0	0	0	0	0	0	0	0	0	0	0	0	0	0	0	0
20	Faridabad	0	0	0	0	0	0	0	0	0	0	0	0	0	0	0	0	0	0	0	0	0
21	Jhajjar	1	0	18000	0	0	0	0	0	0	0	0	0	0	0	0	0	0	0	0	0	0
22	Rohtak	3	0	29100	0	0	0	0	0	0	0	0	0	0	0	0	0	0	0	0	0	0
23	Gurugram (N)	0	5	0	64000	0	0	0	0	0	0	0	0	0	0	0	0	0	0	0	0	0
24	Kurukshetra	0	0	0	321000	0	0	0	0	0	0	0	0	0	0	321000	0	0	0	0	0	0
	Total	66	5	426685.5	385000	14926.12	0	14926.12	24194.99	0	3.55	1380	4300	0	0	321000	0	0	0	0	0	0

Note : In case of traders, please provide name of the traders, quantity and category of other waste imported and name of actual user to whom the same has been sent.

A7-A Details of Domestic Hazardous Wastes* Resulting from Enforcement of Other Regulation

S.No.	Name of the District	Name and Address of deposition centres authorized for collection	Authorized capacity (MT)	Quantity of domestic HW received at deposition centres (MT)	Quantity of domestic HW sent for recycling/utilization (MT)	Quantity of domestic HW sent to common TSDF (MT)		Quantity of hazardous waste stored at deposition centres (MT)	
						SLF	Incinerator	at the beginning of the financial year i.e. 1 st April	at the end of financial year i.e. 31 st March
						57	58	59	60
1	Karnal	0	0	0	0	0	0	0	0
2	Yamuna Nagar	0	0	0	0	0	0	NIL	NIL
3	Hisar	0	0	0	0	0	0	0	0
4	Fatehabad	0	0	0	0	0	0	0	0
5	Sirsa	0	0	0	0	0	0	0	0
6	Bhiwani	0	0	0	0	0	0	0	0
7	Charkhi Dadri	0	0	0	0	0	0	0	0
8	Panipat	0	0	0	0	0	0	0	0
9	Nuh	0	0	0	0	0	0	0	0
10	PWL	0	0	0	0	0	0	0	0
11	Ballabgarh	0	0	0	0	0	0	0	0
12	Panchkula	0	0	0	0	0	0	0	0
13	Sonipat	0	0	0	0	0	0	0	0
14	Ambala	0	0	0	0	0	0	0	0
15	Jind	0	0	0	0	0	0	0	0
16	Kaithal	0	0	0	0	0	0	0	0
17	Gurugram (S)	0	0	0	0	0	0	0	0
18	Rewari	0	0	0	0	0	0	0	0
19	Mahendergarh	0	0	0	0	0	0	0	0
20	Faridabad	0	0	0	0	0	0	0	0
21	Jhajjar	0	0	0	0	0	0	0	0
22	Rohtak	0	0	0	0	0	0	0	0
23	Gurugram (N)	0	0	0	0	0	0	0	0
24	Kurukshetra	Nil	0	0	0	0	0	0	0

*Please refer section 3.1.4 of the guidelines for preparation of inventory on hazardous waste management

A7-B Details of Fluorescent and Other Mercury containing lamps* resulting from Enforcement of Other Regulation

S.No.	Name of the District	Name and Address of collection centres authorized for collection	Authorized capacity (MT)	Quantity of waste received at collection centres (MT)	Quantity of waste sent for recycling/utilization (MT)	Quantity of waste sent to common TSDF (MT)	Quantity of hazardous waste stored at collection centres (MT)		
							at the beginning of the financial year i.e. 1 st April	at the end of financial year i.e. 31 st March	
			65	66	67	68	69	70	71
1	Karnal		0	0	0	0	0	0	0
2	Yamuna nagar		0	0	0	0	0	0	0
3	Hisar		0	0	0	0	0	0	0
4	Fatehabad		0	0	0	0	0	0	0
5	Sirsa		0	0	0	0	0	0	0
6	Bhiwani		0	0	0	0	0	0	0
7	Charkhi Dadri		0	0	0	0	0	0	0
8	Panipat		0	0	0	0	0	0	0
9	Nuh		0	0	0	0	0	0	0
10	PWL		0	0	0	0	0	0	0
11	Ballabgarh		0	0	0	0	0	0	0
12	Panchkula		0	0	0	0	0	0	0
13	Sonipat		0	0	0	0	0	0	0
14	Ambala		0	0	0	0	0	0	0
15	Jind		0	0	0	0	0	0	0
16	Kaithal		0	0	0	0	0	0	0
17	Gurugram (S)		0	0	0	0	0	0	0
18	Rewari		0	0	0	0	0	0	0
19	Mahendergarh		0	0	0	0	0	0	0
20	Faridabad		0	0	0	0	0	0	0
21	Jhajjar		0	0	0	0	0	0	0
22	Rohtak		0	0	0	0	0	0	0
23	Gurugram (N)		0	0	0	0	0	0	0
24	Kurukshetra		0	0	0	0	0	0	0

*Please refer section 3.1.4 of the guidelines for preparation of inventory on hazardous waste management

A8 Details of waste collectors

S. No.	Name of the District	Name and Address of waste collectors	Authorized capacity (MT)	Quantity of waste received at collection centres (MT)		Quantity of waste sent for recycling/utilization (MT)		Quantity of waste sent to common TSDF		Quantity of waste stored at beginning of the year financial year i.e. 1 st April (MT)		Quantity of waste stored at end of the year financial year i.e. 31 st March (MT)	
				Hazardous waste	Other waste	Hazardous waste	Other waste	Hazardous waste	Other waste	Hazardous waste	Other waste	Hazardous waste	Other waste
				72	73	74	75	76	77	78	79	80	81
1	Karnal	0	0	0	0	0	0	0	0	0	0	0	0
2	Yamuna nagar	0	0	0	0	0	0	0	0	0	0	0	0
3	Hisar	0	0	0	0	0	0	0	0	0	0	0	0
4	Fatehabad	0	0	0	0	0	0	0	0	0	0	0	0
5	Sirsa	0	0	0	0	0	0	0	0	0	0	0	0
6	Bhiwani	0	0	0	0	0	0	0	0	0	0	0	0
7	Charkhi Dadri	0	0	0	0	0	0	0	0	0	0	0	0
8	Panipat	0	0	0	0	0	0	0	0	0	0	0	0
9	Nuh	0	0	0	0	0	0	0	0	0	0	0	0
10	PWL	0	0	0	0	0	0	0	0	0	0	0	0
11	Ballabgarh	0	0	0	0	0	0	0	0	0	0	0	0
12	Panchkula	0	0	0	0	0	0	0	0	0	0	0	0
13	Sonipat	0	0	0	0	0	0	0	0	0	0	0	0
14	Ambala	0	0	0	0	0	0	0	0	0	0	0	0
15	Jind	0	0	0	0	0	0	0	0	0	0	0	0
16	Kaithal	0	0	0	0	0	0	0	0	0	0	0	0
17	Gurugram (S)	0	0	0	0	0	0	0	0	0	0	0	0
18	Rewari	0	0	0	0	0	0	0	0	0	0	0	0
19	Mahendergarh	0	0	0	0	0	0	0	0	0	0	0	0
20	Faridabad	5796	7.72	5000	7.37	4801	1.05	64	1.32	198.455	0	0	0
21	Jhajjar	0	0	0	0	0	0	0	0	0	0	0	0
22	Rohtak	0	0	0	0	0	0	0	0	0	0	0	0
23	Gurugram (N)	0	0	0	0	0	0	0	0	0	0	0	0
24	Kurukshetra	0	0	0	0	0	0	0	0	0	0	0	0
	Total	5796	7.72	5000	7.37	4801	1.05	64	1.32	198.455	0	0	0

B Annual Inventory on Recycling / Utilization/Pre-processing/Co-Processing of Hazardous and Other Waste


S. No	Type of Recycling Facilities	No of Facilities authorized for recycling / utilization /	Total Authorized Capacity (MTA)	Quantity Recycled/ Utilized/ Pre-processed/	
				Imported Quantity	Other Than Imported Quantity
		84	85	86	87
I	Hazardous Waste				
A	Commonly Recyclable HW				
1	Brass Dross				
	YNR	4	7817.2	0	0
	SNP	1	3600	346.102	0
	Total	5	11417.2	346.102	0
2	Zinc Bearing Wastes				
	YNR	6	7023.3	0	0
	PKL	5	33078	8629.13	0
	FTH	3	4902	4902	0
	SRS	1	5000	2250	0
	Hisar	7	25700	10490	0
	BDH	4	9600	5396	0
	RWR	1	2697	0	604.96
	Total	27	88000.3	31667.13	604.96
3	Copper Bearing Waste				
	YNR	3	850.4	0	0
	PKL	1	200	1	0
	Total	4	1050.4	1	0
4	Spent catalyst containing nickel, cadmium, Zinc, copper, arsenic, vanadium and cobalt				
	PKL	1	1200	500	0
	SNP	1	10000	Nil	0
	Total	2	11200	500	0
5	Lead bearing waste including battery waste				
	Kaithal	6	5462	3560	0
	PKL	1	2880	300	0
	FTH	3	9450	9400	0


	KKR	6	26768	Nil	26768
	SRS	7	55156.8	30380	0
	JInd	15	31100	14880	0
	Hisar	12	30557	10490	0
	AMB	2	6200	0	0
	ROH	21	51856	22840	0
	SNP	8	113900	17550.84	0
	BDH	13	72446	30042	0
	RWR	1	12500	0	886.031
	Total	95	418275.8	139442.84	27654.031
6	E-Waste				
	JInd	1	1200	0	0
	AMB	3	2281.25	Nil	0
	GRS	17	34392	0	17426
	Total	21	37873.25	0	17426
7	Paint and ink Sludge/residues				
	Palwal	1	2968	245.12	0
	Total	1	2968	245.12	0
8	Used oil				
	PKL	2	4.8	0.5	0
	FTH	6	4.7	4	0
	SRS	1	477	250	0
	Hisar	2	1603.3	960	0
	BLB	2	3478	628.322	0
	ROH	12	92150	21742	0
	SNP	3	12220	0	0
	KAR	5	30169.2	2010.7	0
	BDH	18	168709.5	30265	0
	MHG	1	2199	0	781.38
	Total	52	311015.5	55860.522	781.38
9	Waste Oil				
10	Rubber Recycler				
	SNP	2	120000	30143	0
	Total	2	120000	30143	0


	Add row for recycling of hazardous waste (listed under schedule IV) apart from above and provide relevant details required under the respective columns				
	Tyre Pyrolysis				
	Kaithal	3	4220	2940	0
	FTH	6	11993	11724	
	Jind	14	36610	16381	
	KAR	5	50830	4150.8	
	Total	28	103653	35195.8	0
B	Non-captive utilization based on CPCBs SOPs				
1	Recovery of solvents from spent solvents				
	GRN	Relates to HO	1503.13		
2	Utilization of APCD Dust / Residue generated from LD Furnace/EAF/Blast Furnace for producing cold briquettes for use in Blast Furnace for production of Pig Iron				
3	Utilization of Spent Catalyst - to recover - Platinum, Iridium, Osmium, Palladium, Rhodium, Ruthium, Rhenium, Gold & Silver				
4	Utilization of Spent H ₂ SO ₄ generated form Pickling operations for manufacturing Ferrous Sulphate				
5	Utilization of Spent Acid containing Molybdenum generated from filament industries for producing Molybdenum Trioxide by heating process				
6	De-contamination of contaminated drums/containers/barrels				
	Total	0	1503.13		
	Add row for utilization of hazardous waste and other waste and provide relevant details required under the respective columns				
	KAR	6	9225.1	4407.7	
	Total	6	9225.1	4407.7	

C	Captive utilization of hazardous wastes for which SOP has not been prepared by CPCB				
1	HSR	10	38520.5	16760.5	
2	SRS	1	3000	1850	
	Total	11	41520.5	18610.5	
	Add row for utilization of hazardous and other wastes and provide relevant details required under the respective columns				
	Total				
D	Pre-processing of hazardous waste				
1					
2					
	Add row for utilization of hazardous and other wastes and provide relevant details required under the respective columns				
	Total				
E	Co-processing in Cement Plants				
1	GRN	Relates to HO	6017.71		
2					
	Add row for utilization of hazardous and other wastes and provide relevant details required under the respective columns				
	Total				
II	Other Waste				
A	Other waste recyclers				
B	Utilizers (under Rule 9) of other waste				
C	Utilizers (under captive utilization) of other waste				
D	Pre-processors of other waste				

E	Co-processors of other waste				







S.No	region	Name and Address of the Facility	Type of Hazardous Waste authorised for recycling/utilization/co-processing	Authorized Recycling / Utilization / Co-Processing Capacity (MTA)	Quantity Recycled/ Utilized/ Co-processed (MT)	
					Imported	Other than Imported
		79	88	89	90	91
I.		Hazardous Wastes				
A		List of Authorized Recyclers of hazardous waste				
1	Yamuna Nagar	Rajdev Intertrade (P) Ltd., W-9, Industrial Area, Jagadhri, Yamuna Nagar	Zinc Ash/ dross/ Scrap/ Dust	3500	---	---
2		Shree Narayana Industry, Sahabad, Adoya Road, V.P.O.Thana Chhapar,Yamuna Nagar	Zinc ash/Skimming/other zinc bearing waste arising from smelting and refining	1000	---	---
			Insulated Copper Wire scrap or copper with PVC sheathing including ISRI-code material namely	1000	---	---
			Jelly filled copper cables	500	---	---
			Brass Dross	700	---	---
			Copper Dross	750	---	---
			Copper reverts, cake and residue	500	---	---
			Waste copper and copper alloys in dispersible form	800	---	---
			spent catalyst containing nickel, cadmium, zinc,copper, arsenic, vanadium and cobalt	1500	---	---
			Zinc Dross-Bottom Dross	1000	---	---
3		Shiv Metals, Gulab Nagar Chowk, Bilaspur Road, Jagadhri.	Copper Dross	5000	---	---
			Zinc ash/Skimming/other zinc bearing waste arising from smelting and refining	3000	---	---
			Brass Dross	7000	---	---
4		Upper India Smelting & Refinery Works, 11-E, Industrial Area, Yamuna Nagar	Zinc Ash/dross/skimminy/flakes/residues/aluminium scrap/ash /golulume	1800	---	---
5		Sagar Metallics, Durga Garden, Jagadhri	Zinc, Aluminium, Copper, Brass Dross and Ash	0.3	---	---
6		Arun Metal Industries, Jesico Colony, Yamuna Nagar	Class A, A66-Copper	570	---	---
			Class A, A71- Zinc	20	---	---
			Class B, B1- Asbestos	673	---	---
			Class B, B2- Total Petroleum Hydrocarbons (TPH) (C5-C36)	400	---	---
7		Ajay Products, Old Chh. Road, Yamuna Nagar	Aluminium Dross and Scrap	1147.5	---	---
8		S.R. Metals, Behind Sonia Metals, Durga Garden, Jagadhri	Aluminium Dross and Scrap	1020	---	---
9		Ashok Metal Refinery Works Village Ramkheri Chhachhrauli Road Yamuna Nagar	Zinc ash/Skimming/other zinc bearing waste arising from smelting and refining	1503	---	---
			Brass Dross	116.9	---	---
			Copper Dross	50.1	---	---

10		Krishna Enterprises, 207, HSIIDC, Manakpur, Jagadhri	Insulated Copper Wire scrap or copper with PVC sheathing including ISRI-code material namely	2000	---	---	
			Zinc Dross-Hot dip Galvanizers SLAB	2000	---	---	
			Zinc Dross-Bottom Dross	2500	---	---	
			Zinc ash/Skimming arising from galvanizing and die casting operations	2500	---	---	
			Zinc ash/Skimming/other zinc bearing waste arising from smelting and refining	1500	---	---	
			Zinc ash and residues including zinc alloy residues in dispersible from	1500	---	---	
11	HSR	M/s Sandley Cham (India) Pvt. Ltd., 32, Udyog Nagar, Delhi Road, Hisar	Zinc Recycler	2500	1400		
12		M/s Tirupati Chemicals, Tosham Road, Vill. Kanwari, Hisar	Zinc Recycler	1200	670		
13		M/s Shakti Industries, 9th KM Rajgarh Road, Hisar	Zinc Recycler	13800	4850		
14		M/s Hindustan Metal & Chemical, 9 K.M. Stone, Delhi Road, Hisar	Zinc Recycler	2200	1140		
15		M/s Singla Metals, Plot No. 78, Sector-27-28, Hisar	Zinc Recycler	2500	1100		
16		M/s Singhal Industries, 10, IDC, Hisar	Zinc Recycler	1000	480		
17		M/s Sandley Industries, 29, Udyog Nagar, Hisar	Zinc Recycler	2500	850		
18		M/s Shree Krishna Alloys, Plot No. 223, Sec 27-28, Hisar	Lead Recycler	3000	600		
19		M/s Jainco Industries, Plot No. 203, Sec 27-28, Hisar	Lead Recycler	600	250		
20		M/s Rajiv Metals 3 KM Stone, Barwala Road, Hansi, Hisar	Lead Recycler	500	180		
21		M/s Hindustan Metals, Plot No. 209, Sec 27-28, Hisar	Lead Recycler	780	340		
22		M/s Bhagwati Industries, Plot No. 126, Sec 27-28, Hisar	Lead Recycler	885	460		
23		M/s K P Enterprises, Plot No. 31, Sector 27-28, Hisar (new)	Lead Recycler	1260	550		
24		M/s OK Industries, Kharar Alipur Road, Hansi	Lead Recycler	182	50		
25		M/s BRS Alloys, P. No. 1, 2 & 3, Delhi Road, Hisar	Lead Recycler	14250	5200		
26		Jai Durga Industries, Raipur Road, Hisar	Lead Recycler	1500	450		
27		Krishna Krishna Metals Industry, Near OK Industries, Hansi	Lead Recycler	1800	510		
28		S.O. INDUSTRIES, Vill. Sisar- Kharbala, Teh. Banss, Distt. Hissar	Lead Recycler	4000	1500		
29		Maa Metal, Kutubpur Road, Hansi, Hisar	Lead Recycler	1800	400		
30		M/s National Chemicals, 9th KM Stone, Barwala Road, Hisar	Used Oil Recycler	753.3	450		
31		M/s Shree Balaji Oil Industry, Vill. Nalwa, Hisar	Used Oil Recycler	850	510		
32		Fatehabad	Pinanshi Batteries, VILLAGE BAHMANWALA, TEHSIL RATIA, FATEHABAD	Recycler	5850	5850	
33			BHAGWATI INDUSTRY, Amani Khanora Road Village Khanora	Recycler	1200	1150	
34			Vardhman Recyclers, Bahmanwala-Reond Kalan Road, Ratia, Fatehabad	Recycler	2400	2400	
35			R S Industries Village Bahmanwala	Utilization	4920	4900	
36			Jain Group Industries Nagpur Road, VPO Madh, Tehsil Ratia, Distt Fatehabad	Utilization	2100	1901	
37			G H INDUSTRIES VILLAGE HAROLI	Utilization	25	25	
38			M/S BABA RANADHIR CHEMICALS HISAR ROAD BHUNA	Utilization	4920	4870	
39			SHIV TRADING COMPANY VILLAGE KHASA PATHANA	Utilization	18	18	
40			Vijay chemicals 4th KM Stone Hisar Road Bhattu Kalan, Distt. fatehabad	Utilization	10	10	

41		JAGDAMBA INDUSTRY, 42, Ind Area, Tohana, Fatehabad	Zinc recycler	2	2	
42		Shri Ram Agro Chemicals Pvt. Ltd Simbal Road, Tohana, Distt. Fatehabad	Zinc recycler	4900	4900	
43	SIRSA	M/s Mahesh Chemicals & Allied Industries, 24, Inds. Area, Sirsa	Zinc Recycler	5000	2250	
44		M/s Ganpati Industries, Jamal Road, Vill Dhingtania, Distt. Sirsa	Lead Recycler	316.8	175	
45		BMS Metal Industries, Village Nejja Khera, Tehsil Nathusari Chopta, District Sirsa	Lead Recycler	45000	22785	
46		Shree Radhey Krishan Industries, Theri Baba Sawan Singh, Sirsa	Lead Recycler	1500	940	
47		Mamta Enterprises, Village Arnianwali, Tehsil and District Sirsa	Lead Recycler	2400	1860	
48		MANGALAM INDUSTRIES, VILLAGE NIRBAN, TEHSIL NATHUSARI CHOPTA, DISTRICT SIRSA	Lead Recycler	540	430	
49		Friends Enterprises, Vill. Thedi Baba Sawan Singh, Distt. Sirsa	Lead Recycler	2700	2250	
50		E C 7 ENTERPRISES PRIVATE LIMITED, Village Theri Baba Sawan Singh, Tehsil and District Sirsa	Lead Recycler	2700	1940	
51		M/s Haryana Petro Oils, P.No. 31, Ph-IIIrd, Inds. Area, Sirsa	Used Oil Recycler	477	250	
52	Bhiwani	Aditya Filaments Pvt Ltd Plot No 1 Sector 21 Industrial Area BHIWANI	Unit is lying closed since 2018			
53		Shree Balaji Industries, VPO Bapora, Bhiwani	Unit is lying closed since 2018			
54	Charkhi Dadri	Nil				
55	Panipat	Nil				
56	Nuh	Nil				
57	Palwal	Maharani Inovative Paints, Prithla, Palwal	Paint and ink sludge / residues	3204	245.12	0
58	Ballabgarh	Satyam Petro Chemical, Faridabad	Used Oil	478	194.4	0
59		Indian Petro Chemical, Sikri, Faridabad	Used Oil	3000	633.922	0
60	Panchkula	B.N.CONCAST P. LTD., 18, HSIIDC, COMPLEX, BARWALA, PANCHKULA	Used Oil	3	0.3	0
61		Mittal Battery, plot No. 349, Indl-Area, Ph-1, Panchkula	Lead Ingot, Copper Ingot	500, 200	230, 1	0
62		COSMO ZINCOX INDUSTRIES, # 401, IND-AREA, PH-1, PANCHKULA	Zinc dross/ ash/skimming	3950	2144.607	0
63		Floorex Tiles, Plot NO. 198, Indl-Area, Ph-1, Panchkula	Zinc Ingot and Dust	2400	836.046	0
64		Shree Ram Metals, Vill- Tabar, Panchkula	Zinc Scrap, Aluminium Scrap	3600	248.477	0
65		G.M Admixture, Plot No. 189, I.A, Ph-I, Panchkula	Zinc ash/skimming/dross	6000	5100	0
66		Cosmo Agromet Industry, Plot no. 409, I.A, Ph-I, Panchkula	Zinc ash/skimming/dross and Brass Dross	11728 5400	300	0
67		Siddhi Vinayak Reclaimed Oils, Plot No. 101, HSIIDC, Ind. Area, Ph-I, Alipur, Barwala, Panchkula	Used /Waste Oil	1.8	0.2	0
68		Rudra Smelting Industries, Vill. Haripur, Distt. Panchkula	Used Lead Acid Battery	2880	300	0
69		Rose Metals Pvt. Ltd., Plot No. 17, Global Industrial Park, NH-7, Barwala, Panchkula	Spent Catalyst, Containing nickel Vanadium & Cobalt	1200	500	0
70	Jind	Aaravi Enterprises, Plot No 83 HSIIDC Narwana, Jind	Lead ingots	1800	1500	0
71		Bhagwati industries Plot no 9 hsiidc hanshi road jind jind	Lead Recycling	900	470	0
72		DMG Traders, Village Sindhvi Khera, Jind	Lead Unit	2400	1350	0
73		Guru Jyot Metal Plot No 35 HSIIDC Hansi	Lead Ingots	300	280	0
74		Jai Shri Hari Enterprises, Plot NO. 18, I.A., HSIIDC, Jind	Lead Ingots	2400	1830	0
75		Jyoti Metals, Plot No 65, HSIIDC Jind	Lead ingots	900	170	0
76		M/s Multifold Corporation, Plot No. 21, Jind	Lead Ingots	3600	720	0
77		Shree Ganesh Traders, Plot No 78 HSIIDC Industrial Area, Jind,	Lead Acid Batteries	1800	610	0
78		SHREE SHYAM Raghu Nagar Rohtak Road Jind, Jind, JIND	Lead Unit	900	730	0
79		Shri ram metal Plot no 62 hsiidc jind jind	Lead Recycling	500	320	0
80		Rahul Enterprises, Plot No. 34, HSIIDC, Hansi Road, Jind	Lead	2400	1270	0
81		Sidh shree metal industries, plot no 17, HSIIDC, Jind	Lead Unit	1200	725	0
82		Metal Hills, Vill- Kinana, Jind	Lead Unit	2400	1265	0
83		Balaji Trading Co., Plot NO. 64, HSIIDC, I.A., Jind	Lead	2400	1770	0

84		Metabulls Industries Pvt Ltd VPO Nidani Distt Jind Jind	Lead	7200	1870	0
85	Kaithal	Shree Balaji Enterprises, Siwan, Kaithal	Lead recycling Unit	900	820	0
86		Shri Krishna Enterprises, Siwan Road, Firozpur, Kaithal	Lead recycling Unit	2	2	0
87		Shri Balaji Furnace and Trading Company Kalayat Kaithal	Lead recycling Unit	480	415	0
88		Chirag Industries, Village Santokmajra Rajound Pundri Road Kaithal, Kaithal	Lead recycling Unit	480	375	0
89		Singla Enterprises, Near Shakti Rice Mill, Choudhary Patti, Chandana Road, Kaithal	Lead recycling Unit	1800	1150	0
90		Shree Krishna Overseas, Village Keorak, Tehsil & District Kaithal	Lead recycling Unit	1800	798	0
91	Rohtak	Baweja Industries, Plot No. 29, IDC, Hissar Road, Rohtak	lead bearing waste including battery waste	2400	365	0
92		Chetna Enterprises, P. No. 119, IDC, Rohtak	lead bearing waste including battery waste	2400	1120	0
93		Arora Enterprises, Plot No. 24, IDC, Rohtak	lead bearing waste including battery waste	2250	1200	0
94		Bharat Chemical Industries, P. No. 25, IDC, Rohtak	lead bearing waste including battery waste	2500	1030	0
95		Deep Metal, Vill-Baland, Distt. Rohtak	lead bearing waste including battery waste	1080	720	0
96		Durga Industries, P. No. 262, HSIIDC, Rohtak	lead bearing waste including battery waste	3000	775	0
97		Guru Nanak Enterprises, Singhpura Road, Distt. Rohtak	lead bearing waste including battery waste	1400	730	0
98		Giriraj Metal, P. No. 39, HSIIDC, Rohtak	lead bearing waste including battery waste	2500	825	0
99		Kailash Industries, P. No. 152, HSIIDC, Kutana, Distt. Rohtak	lead bearing waste including battery waste	4416	2550	0
100		Nav Durga, Plot No. 199, HSIIDC, Rohtak	lead bearing waste including battery waste	3000	1465	0
101		Odhav Met Trade (P) Ltd, Vill-Ismaila, Sampla, Distt. Rohtak.	lead bearing waste including battery waste	6000	3400	0
102		Baba Metal Company, Unit-2, Village Baland, Distt. Rohtak	lead bearing waste including battery waste	4800	880	0
103		Sonu Metal, Vill. Baland, Distt. Rohtak.	lead bearing waste including battery waste	1080	775	0
104		Santosh Industry, P. No. 142, HSIIDC, Rohtak	lead bearing waste including battery waste	1050	695	0
105		Maya Enterprises, Plot No. 97, IDC, Hissar Road, Rohtak.	lead bearing waste including battery waste	2400	1220	0
106		Riya Enterprises, Plot No.-112, IDC, Hissar Road, Rohtak	lead bearing waste including battery waste	1200	640	0
107		Shree Ganesh Enterprises, Plot No. 134, HSIIDC, Hissar Road, Rohtak	lead bearing waste including battery waste	2400	1000	0
108		Dhan Laxmi Enterprises, Plot No. 76, HSIIDC, Kutana, Distt. Rohtak	lead bearing waste including battery waste	1500	700	0
109		Bhawna Enterprises, Plot No. 9, IDC, Hissar Road, Rohtak	lead bearing waste including battery waste	2400	1295	0
110		Maa Sidh Dhatri Udyog, Plot No. 150, HSIIDC, Rohtak	lead bearing waste including battery waste	1080	630	0
111		AL Metal, Vill-Hassangarh, Distt. Rohtak	lead bearing waste including battery waste	3000	825	0
112		Armaan Refinery Pvt. Ltd. Ismaila-11B, Sampla, Distt. Rohtak	used oil	8100	1300	0
113		Bhagwati Inds, P. No. 59, IDC, Hissar Road, Distt. Rohtak.	used oil	4800	1780	0
114		Haryana Oil Processors, Sampla, Rohtak.	used oil	9000	1100	0
115		Mahavira Udyog, Bhiwani Road, Rohtak	used oil	5000	1275	0

116		Om Industries, VPO-Titolji, Rohtak.	used oil	33000	7225	0
117		Shiv Oil Refinery, Kharkhoda Road, VPO Kheri Sampla, Rohtak	used oil	4800	895	0
118		Shiva Petroleum, Vill-Hassanagarh, Distt. Rohtak	used oil	1200	965	0
119		Sunderam Industries, Vill-Naya Bans, Tehsil Sampla, Distt. Rohtak	used oil	5100	1425	0
120		Indian Grease Manufacturing Co.Vill-Samar Gopalpur, Distt. Rohtak	used oil	4800	1225	0
121		Shree Balaji Enterprises, Plot No. 221, HSIIDC, Hissar Road, Rohtak	used oil	1500	885	0
122		Rohtak Steel Rolling Mills, P. No. 28, Sector-31B, IMT, Rohtak	used oil	9900	2445	0
123		Shree Jee Petro Lubes, P. No. 155, HSIIDC, Rohtak	used oil	4950	1222	0
124	Sonipat	M/s Shiv Shakti Enterprises, Plot No. 252,Phase-I, Barhi, Sonapat	Brass Dross, Copper Dross, Waste Copper & Copper Alloys,Zinc DrossBottom, Zinc Ash/skimming,Zinc Bearing waste	2950	346.102	0
125		M/s HVR Industries P. Ltd.,59/20, Vill.-Saidhpur, Teh.Kharkhoda, Sonapat.	Battery Scrap	10000	0	0
126		U V RUBBER INDUSTRIES, PLOT NO 41, SEC 56, PHASE-IV, HSIIDC KUNDLI, SONIPAT	Part B	72000	19623	0
127		M/s V.B. Holding Pvt. Ltd., Khasra No. 23//21/2, Vill. Liwaspur, Sonapat	Lead Acid Battery Plates & other lead Scrap/ Residue	34200	10	0
128		M/s D.B. Steel, Plot No. 408, HSIIDC, Barhi, Sonapat	Lead acid battery plates, lead scrap, lead ash etc.	1500	112.84	0
129		M/s D.D Pigments,Kh.No.59/21,Vill age-Saidpur,Tehsil-Kharkhoda, Distt. Sonapat	Lead Ingots and Red Oxide Powder, Lead Scrap & Lead acid Battiers plates	2700	0	0
130		M/s Varun Enterprises (India), Prem Colony, Aggarwal Industrial Area, Kundli, Sonapat	Lead scrap/ lead acid battery plates	5000	385	0
131		M/s Reliance Lube Oils & Greases Corp., Piao- Maniyari, Narela Road, Kundli, Distt. Sonapat.	Used oil & waste oil	5220	6.76	0
132		M/s Shri Giri Raj Oil Co., Ferozpur Bangar, Teshil Kharkhoda, Distt. Sonapat.	Used oil & waste oil	6000	1478.2	0
133		M/s Divya Petro Product, Vill. Jat Joshi, Bahalgarh, Road, Sonipat	Used oil & waste oil	1000	98.4	0
134		PURE WHITE METAL TRADE PVT LTD, Plot No 1619, Phase-I, HSIIDC Rai, Sonipat, Haryana	Lead scrap/ lead acid battery plates	30000	0	0
135		MANIKARAN METAL ALLOYS LLP, PLOT NO 112 PHASE I HSIIDC BARHI SONIPAT	Lead scrap/ lead acid battery plates	3000	243	0
136		NIKITA INDUSTRIES PRIVATE LIMITED, KH. NO. 59/20, SAIDPUR INDUSTRIAL AREA, TEH. KHARKHODA	Lead scrap/ lead acid battery plates	27500	16800	0
137		GREEN RECYCLATER PVT LTD, PLOT NO 1864 HSIIDC RAI SONIPAT	Part B B3-B3140	48000	10520	0
138		SONA METAL, PLOT NO 1619, FIRST FLOOR, PHASE-I, HSIIDC RAI, SONIPAT	Insulated Copper Wire scrap or copper with PVC sheathing including ISRI-code material namely	10000	0	0
139	KNL	Carewell Lubricants Industry, Vill Sandhir, Nilokheri, Karnal.	recycling of used Oil	1500	260	0
140	KNL	Haryana Petro Chemicals, Village Sheikpura, Meerut Road, Karnal	(a) recycling of Used Oil	420	118.8	0
141			(b) recycling of Waste Oil	1470	62.4	0
142	KNL	Universal Hydrolubes, Vill. Darar, Indri Road, Karnal	(a) recycling of Used Oil	14400	1380	0
143			(b) recycling of Waste Oil	3600	0	0
144	KNL	India Petro Chemical, Vill- Shekhpura, Meerut Road, Karnal	(a) recycling of Used Oil	870.45	0	0
145			(b) recycling of Waste Oil	1782.2	0	0
146	KNL	Shiv Shakti Industries, Village Bara Gaon, Karnal	(a) recycling of Used Oil	2409	0	0
147			(b) recycling of Waste Oil	4818	0	0
148	Ambala	M/s Diomond alloy, Vill sahadzpur,Ambala	Lead unit	1200	0	0
149		M/s Bajaj batteries and sales agencies	Lead unit	5000	0	

150	GRN	Nil				
151	KKR	Stalwart Alloys India Pvt. Industries, Vill-Yari, Ladwa Road, Shahabad Markanda, Kurkshetra	Lead Unit	14400	0	14400
152		Fuhren Alloy Industries, Vill Untsaal Dist KUK	Lead Unit	1482	0	1482
153		Shri Balaji Enterprises, (Formerly GAKHAR ALLOYS), 9//6/2/2 village chhorpur, Tehsil Shahabad Markanda, Kurukshetra	Lead Unit	3750	0	3750
154		Niva Metals Private Limited, Village Mohan Pur Near Shahabad markanda	Lead Unit	2040	0	2040
155		R.K. Alloys Industries, (Formerly S M TRADERS), VPO SALIMPUR KURUKSHETRA	Lead Unit	2016	0	2016
156		S.R.V.K.LEAD RECYCLING PLANT, Village Dangli, Post office Janderi, Tehsil Shahabad Markanda, Kurukshetra	Lead Unit	1080	0	1080
157	Jhajjar	Chirag Enterprises, Vill-Khairpur, Distt. Jhajjar	lead bearing waste including battery waste	5000	3100	0
158		D.R. Industries, Jonti Road, Vill-Kanoda, Distt. Jhajjar.	lead bearing waste including battery waste	3120	1835	0
159		Leading Metals (P) Ltd, P. No. 35, Sec-16, HSIIDC, Bahadurgarh	lead bearing waste including battery waste	14400	11035	0
160		Om Hari Om Enterprises, Village Sidhipur, Distt. Jhajjar	lead bearing waste including battery waste	1950	1483	0
161		R.S. Enterprises, P. No. 914, MIE, Bahadurgarh	lead bearing waste including battery waste	2160	1425	0
162		Shri Balaji Enterprises, Vill-Khairpur, Distt. Jhajjar	lead bearing waste including battery waste	3366	1840	0
163		M.K. Metal Industries, Village Ladrawan, Distt. Jhajjar	lead bearing waste including battery waste	6000	1389	0
164		Mahadev Enterprises, Vill-Khairpur, Distt. Jhajjar	lead bearing waste including battery waste	4800	1140	0
165		R.S. Metal Industries, Vill-Ladrawan, Distt. Jhajjar	lead bearing waste including battery waste	4500	1375	0
166		R.M. Industries, Vill-Khairpur, Distt. Jhajjar	lead bearing waste including battery waste	3000	1070	0
167		S.Y. Industries, Vill-Barhana, Tehsil-Beri, Distt. Jhajjar	lead bearing waste including battery waste	6000	985	0
168		Yash Raj Industries, Vill-Barhana, Tehsil-Beri, Distt. Jhajjar	lead bearing waste including battery waste	3150	1315	0
169		Future Metal Alloys Pvt. Ltd. Vill-Barhana, Distt. Jhajjar	lead bearing waste including battery waste	15000	2050	0
170		Bharat Oil & Grease Co. C-4/15, M.I.E., Bahadurgarh	used oil	2880	2340	0
171		G.S. Bharat Oil Refinery, P. No. 351 MIE-A, Bahadurgarh	used oil	3000	845	0
172		Global Natural Petro Industries, D-R Road, Vill-Sankhol, Distt. Jhajjar.	used oil	4959	938	0
173		Power Link Oil Refinery, P. No. 18, 19, 55 & 59, MIE-A, Bahadurgarh	used oil	3070.5	1255	0
174		Raghav Enterprises, P. No. 1379 & 1350, MIE, Bahadurgarh	used oil	6000	1714	0
175		Raj Transoils, P. No. 1744, MIE, Bahadurgarh	used oil	2100	0	0
176		Shruti Petrochem Industries, Vill-Loharheri, Distt. Jhajjar.	used oil	5000	557	0
177		Sunrise Industries, Vill-Rohad, Distt. Jhajjar.	used oil	10800	396	0
178		AG Lubricants, Vill-Barhana, Tehsil-Beri, Distt. Jhajjar	used oil	10200	2235	0
179		Bharat Petro, Vill-Barhana, Tehsil-Beri, Distt. Jhajjar	used oil	9900	1445	0
180		Bankey Bihari Oils, Vill-Barhana, Tehsil-Beri, Distt. Jhajjar	used oil	12000	2320	0
181		Giriraj Lubricants, Vill-Barhana, Tehsil-Beri, Distt. Jhajjar	used oil	17400	3325	0
182		Hindustan Lubes, Vill-Barhana, Tehsil-Beri, Distt. Jhajjar	used oil	19500	3420	0
183		Krishna Refinery, Vill-Barhana, Tehsil-Beri, Distt. Jhajjar	used oil	10800	1825	0
184		Muralidhar Industries, Vill-Barhana, Tehsil-Beri, Distt. Jhajjar	used oil	18000	2675	0

185		Radhey Petro, Vill-Barhana, Tehsil-Beri, Distt. Jhajjar	used oil	18600	2830	0
186		VG Industries, Vill-Barhana, Tehsil-Beri, Distt. Jhajjar	used oil	10500	1145	0
187		Shiv Shakti Oil Industries, Kh No. 55//4/2, Vill-Chochhi, Distt. Jhajjar	used oil	4000	1000	0
188		Metal & Chemicals, MIE-B, Red Cross Road, Bahadurgarh	zinc	3000	1935	0
189		Sun Agrozinc (P) Ltd, P. No. 6, Ruhil Inds, Area, Vill-Kablana, Distt. Jhajjar.	zinc	3600	1845	0
190		Haryana Chemicals Inds, Red Cross Road, MIE, Bahadurgarh.	zinc	1800	1120	0
191		S.C. Metalloys, Plot No. GR-165, Ganpati Dham, Industrial Area, Bahadurgarh, Distt. Jhajjar.	zinc	1200	496	0
192	MHG	M/s M.K. Industries, Village Balana, Mohindergarh	Used Oil	2199	0	781.38
193	RWR	M/s Diwakar Enterprises (P) Ltd., P.No. 7, Sec-3, HSIIDC, Bawal, Distt. Rewari	(Lead Scrap Battery Scrap Lead Dross/Lead Dust/Lead concentrate/Ashes Lead Pipes/Rods Residues and Bras)	12500	0	886.031
194		M/s Punia Udyog, Delhi Road, Rewari	Zinc Dross and Zinc Ash	2697	0	604.96

Add row for recycling of hazardous waste (listed under schedule IV) apart from above and provide relevant details required under the respective columns

1	Karnal	Quantech Metalloys Ltd, Panaudi Road, Gharaunda, Karnal	Used Acid battery plates and lead scrape	14400	590.4	0
2		Vasu Alloys P. Ltd., Vill-Kunjpura, Distt-Karnal	Recycling of lead scrap/ashes/residue	28000	3540.6	0
3		Munjil Metal Industries, Gulab Kheri Road, Tarawari, Karnal	Recycling of lead scrap/ashes/residue	3500	0	0
4		BHAGWATI ENTERPRISES, RANBIR NAGAR ROAD KACHWA, KARNAL	Recycling of lead scrap/ashes/residue	5000	0	0
5		TARAORI METAL WORKS, SHAHPUR ROAD, KACHHWA DISTT KARNAL	Recycling of lead scrap/ashes/residue	1826	0	0

B List of Authorized Utilizers (under Rule 9) of other waste

1	Hisar	Bahar International, Vill. Hazampur, Tehsil Hansi, Distt. Hisar	Utizer	3000	3000	
2		Shri Guru Nanak Industry, VPO- Balak, Hisar	Utizer	5000	0	
3		LAXMI WASTE MANAGEMENT COMPANY, V.P.O. KABREL, TEHSIL - ADAMPUR, DISTRICT - HISSAR (New)	Utizer	5110	0	
4		Maa Bhanbhori Trading Co., Vill. Kallar Bhaini, Uklana Mandi, Hisar	Utizer	3650	0	
5		Sawant Industries, Jakhod Khera (new)	Utizer	0.5	0.5	
6		Shree Salasar Industries, Vill Kabrel, Distt Hisar	Utizer	5110	5110	
7		HARYANA TYRE INDUSTRIES, H NO. 134 VILLAGE LITANI BLOCK-1, TEH-HISAR	Utizer	5000	0	
8		OM INDIA INDUSTRIES, VPO- PATAN	Utizer	3650	3650	
9		Krishana Industries, VPO- Balak, Distt.- Hisar	Utizer	5000	5000	
10		Shiv Shakti Industries, VPO- Litani, Uklana, Distt.- Hisar	Utizer	3000	0	
11	Sirsa	SHREE BALAJI IMPEX, VILLAGE ARNIANWALI SUB TEHSIL NATHUSARI CHOPTA DISTT SIRSA	Utilization	3000	1850	
12	Kaithal	Eternity, Village Mehmoodpur, Kaithal	Tyre pyrolysis plant	1460	1000	
13		JSB Oil Extractors, Vill. Mehmoodpur, Teh. Gulha, Kaithal	Tyre pyrolysis plant	960	800	
14		Shri Balaji Traders, Vill. Mahmoodpur, Gulha, Kaithal	Tyre pyrolysis plant	1800	1140	
15	Nuh	Krishna Enterprises, Plot no 93 Roz Ka Meo District Nuh	Waste tyre /Trye Scrap	3000	1275.12	
16		Shams Industries Pvt. Ltd., Plot No. 133 Textile Valls Roz Ka Meo, Industrial Area, Nuh	Waste tyre /Trye Scrap	9600	2176	
17		SRI BANKEY BIHARI ENTERPRISES VILLAGE SUGARPUR TEHSIL NUH DISTT Nuh	Waste tyre /Trye Scrap	6000	1067.12	
18		M.M. Enterprises Plot No. 78 Textile Valley Rozka Meo Industrial Area, Nuh	Waste tyre /Trye Scrap	4800	509.45	
19		MNS ENTERPRISE Plot No. 8 Rozka Meo Industrial Area Nuh Haryana	Waste tyre /Trye Scrap	8500	1587.30	
20	Karnal	M/s Sucan Industries, Vill-Gainpura, Gharaunda, Distt-Karnal	Pyrolysis Oil	1248	1082.5	
21		M/s Dheeraj Farms Nagla Megha Meerut Road, Karnal	Pyrolysis Oil	1831.44	128.5	

22		M/s Bajrang Industries, Vill-Kairwali Nagla, Megha Road, Distt-karnal	Pyrolysis Oil	2258.88	2100.7	
23		M/s Shri Balaji Carbon, Nagla Megha, Meerut Road, Distt-karnal	Pyrolysis Oil	436.8	97	
24		Ayaan Industry, Lathro Road, Sikri, Karnal	Pyrolysis Oil	1810	1025	
25		ACER BUILDERS AND CONTRACTORS PVT LIMITED VILLAGE KHARI MANN SINGH NEAR INDRI	Pyrolysis Oil	1950	105.8	
C		List of Authorized Utilizers (under captive utilization) of other waste				
1						
2						
		Total				
D		List of Authorized Pre-processors of other waste				
1						
2						
		Total				
E		List of Authorized Co-processors of other waste				
1						
2						
		Total				

D1-A Details on disposal of Hazardous Waste in Common TSDF(s)

S.No	Name and Address of the TSDF	Quantity in Stock at the beginning of the year (MT)		*Quantity of Hazardous Waste Received (MT)		Quantity of Hazardous Waste Disposed (MT)		Quantity in Stock at the end of the year (MT)		Cumulative HW disposed by the end of financial year (MT)		Capacity			Design Life of SLF (in years)
		Landfillable	Incinerable	For landfill	For Incineration	For landfill	Quantity Incinerated	Landfillable	Incinerable	SLF	Incinerator	Incinerator (T/H)	Incinerator (Kcal)	Landfill (MT/A)	
		92	93	94	95	96	97	98	99	100	101	102	103	104	
1	M/s Gujarat Enviro Protection & Infrastructure (Haryana) Pvt. Ltd. TSDF Site, Vill- Pali, Near Pali-Mohabbatabad Stone Crushre Zone, Faridabad	0	339.61	24763.3	20806.7	24763.3	0	0	199.775	24763.3	20946.5	0	2.5 Million (Not in Operation Plant dismantled)	30 Year	-

* Including wastes received from other State/UT

D1-B Details on disposal of Other Waste in Common TSDF(s)

Name of SPCB: Haryana State Pollution Control Board

Year:2023-24

S.No	Name and Address of the TSDF	Quantity in Stock at the beginning of the year (MT)		*Quantity of Other Waste Received (MT)		Quantity of Other Waste Disposed (MT)		Quantity in Stock at the end of the year (MT)		Cumulative other waste disposed by the end of financial	
		Landfillable	Incinerable	For landfill	For Incineration	Quantity Landfilled directly	Quantity Incinerated	Landfillable	Incinerable	SLF	Incinerator
		107	108	109	110	111	112	113	114	115	116
1		0	0	0	0	0	0	0	0	0	0

D2 Details on Captive TSDF (s)

S. No.	Name and Address of Captive facility	Type of facility (landfillable/ Incinerable/ both)	Capacity		HW disposed during the year (MT)		Cumulative HW disposed till the end of financial year (MT)	
			Incinerator (MT/H)	Landfill (MT/A)	SLF	Incinerator	SLF	Incinerator
			118	119	120	121	122	123
Sonepat	M/s Crystal Crop. Protection Pvt. Ltd. (Unit-II) (Tech. Plant) , Vill. Nathupur, Sonepat.	Incinerable	0.05	Nil	-	0.01	-	43.635
	M/s Indogulf Cropsciences Ltd., (Jai Shree Rasayan Udyog Ltd.), (new unit Tech. Plant) , Vill. Nathupur, Sonepat	Incinerable	0.05	Nil	-	2.355	-	54.57
Jhajjar	M/s Marino Panel Products Ltd., VPO Rohad, Jhajjar	Incinerable	13	Nil	Nil	82.5	Nil	Nil

D3 Details on Common TSDF(s) involved in disposal of Domestic Hazardous Waste and Fluorescent and Other Mercury containing lamps

S.No	Name and Address of the TSDFs involved in disposal of domestic Hazardous waste and Fluorescent and other mercury containing lamps	Quantity of domestic HW received	Name and address of deposition center from where such waste received	Quantity of fluorescent and other mercury containing lamps received	Name and address of collection centre from where such waste received	Quantity of Hazardous Waste Disposed (MT)		Quantity of waste stored (MT)			
						Domestic HW	Fluorescent and other mercury containing lamps	Quantity of waste stored (MT)		Fluorescent and other mercury	
								at Occupier premises at the beginning of the financial year	at Occupier premises at the end of financial year	at the beginning of the financial year	at the end of financial year
	126	127	128	129	130	131	132	133	134	135	136
0	0	0	0	0	0	0	0	0	0	0	0